



Zhengzhou  
Commodity Exchange

# *MONTHLY REPORT*

3

## Contents

<b>I</b>	<b>Market Summary.....</b>	<b>3</b>
<b>II</b>	<b>Wheat, Cotton , Sugar ,PTA and Rapeseed Oil Price Charts.....</b>	<b>4</b>
<b>III</b>	<b>Trading Volume, Turnover, Open Interest and Physical Delivery. </b>	<b>7</b>
<b>IV</b>	<b>List of Quotations.....</b>	<b>8</b>
<b>V</b>	<b>Daily Settlement Price by Contracts.....</b>	<b>10</b>

## **I Market Summary**

In March, the prices of strong gluten wheat futures contracts fell oscillatingly. The active contract WS909 ranged from 2116 to 2175 Yuan per ton, the largest range was 59 Yuan per ton. The month-end price of WS909 closed at 2132 Yuan per ton, falling 15 Yuan per ton over last month and down 0.70% over last month.

In March, the prices of cotton futures contracts rose oscillatingly. The active contract CF907 ranged from 11840 to 12535 Yuan per ton, the largest range was 695 Yuan per ton. The month-end price of CF907 closed at 12425 Yuan per ton, rising 360 Yuan per ton over last month and up 2.98% over last month.

In March, the prices of the white sugar futures contracts fell first and then rose, oscillated at a higher level during the last part of the trading. The active contract SR909 ranged from 2962 to 3245 Yuan per ton, the largest range was 283 Yuan per ton. The month-end price of SR909 closed at 3149 Yuan per ton, rising 207 Yuan per ton over last month and up 7.04% over last month.

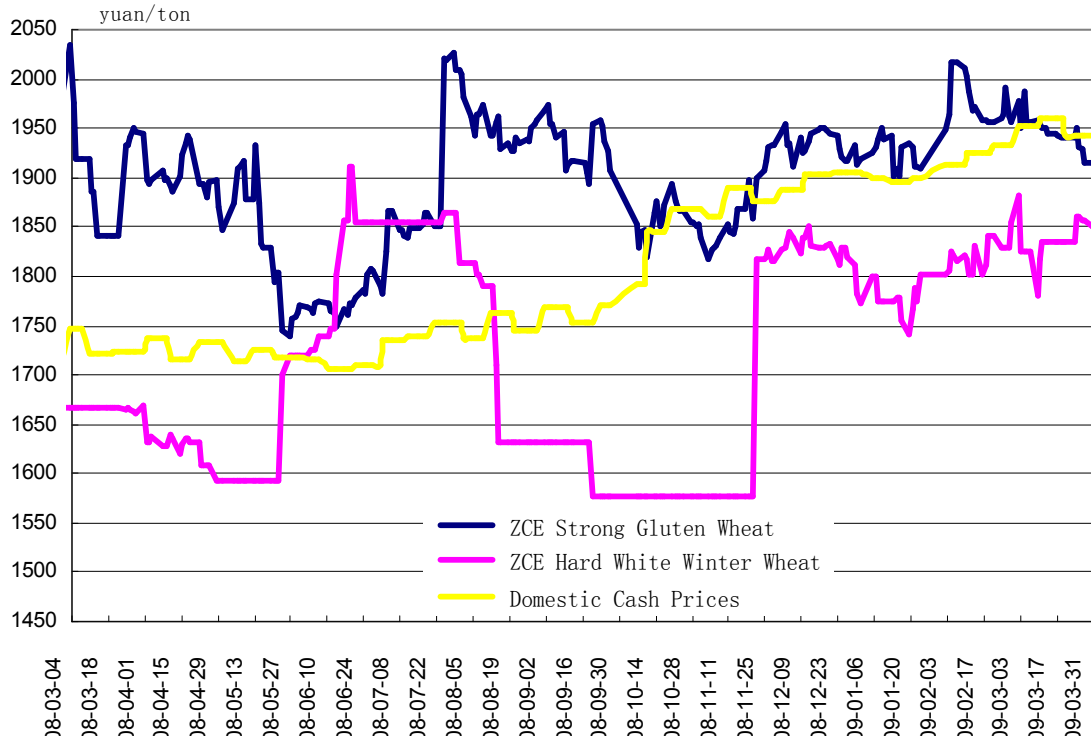
In March, the prices of PTA futures contracts rose steadily. The active contract TA905 ranged from 5612 to 6652 Yuan per ton, the largest range was 1040 Yuan per ton. The month-end price of TA905 closed at 6614 Yuan per ton, rising 912 Yuan per ton over last month and up 15.99% over last month.

In March, the prices of the rapeseed oil futures contracts rose steadily. The active contract R0909 ranged from 6304 to 7118 Yuan per ton, the largest range was 814 Yuan per ton. The month-end price of R0909 closed at 6772 Yuan per ton, rising 330 Yuan per ton over last month and up 5.12% over last month.

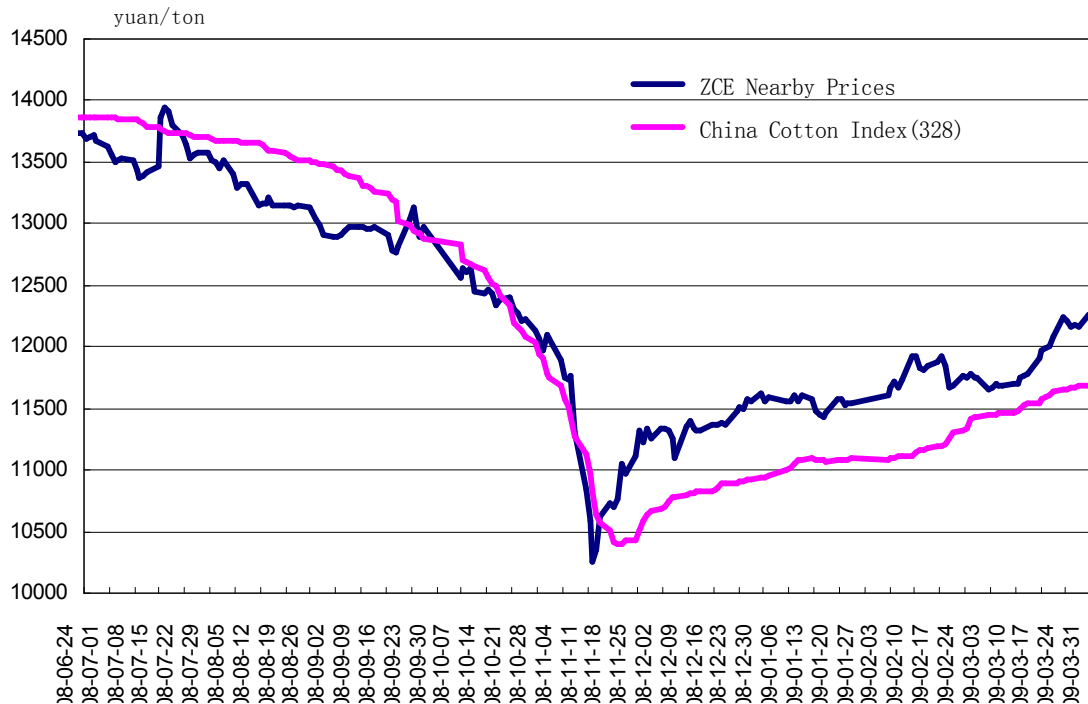
The total trading volume in March was 47024612 contracts, among them, strong gluten wheat was traded at 1999532 contracts, hard white wheat was traded at 1662 contracts, cotton was traded at 287570 contracts, white sugar was traded at 38086024 contracts, PTA was traded at 3741296 contracts and rapeseed oil was traded at 2908528 contracts. As of March 31, the total open interest was 1252076 contracts with strong gluten wheat 172128 contracts, hard white wheat 4150 contracts, cotton 53242 contracts, white sugar 786124 contracts, PTA 107382 contracts and rapeseed oil 129050 contracts.

## II Wheat, Cotton , Sugar ,PTA and Rapeseed Oil Price Charts

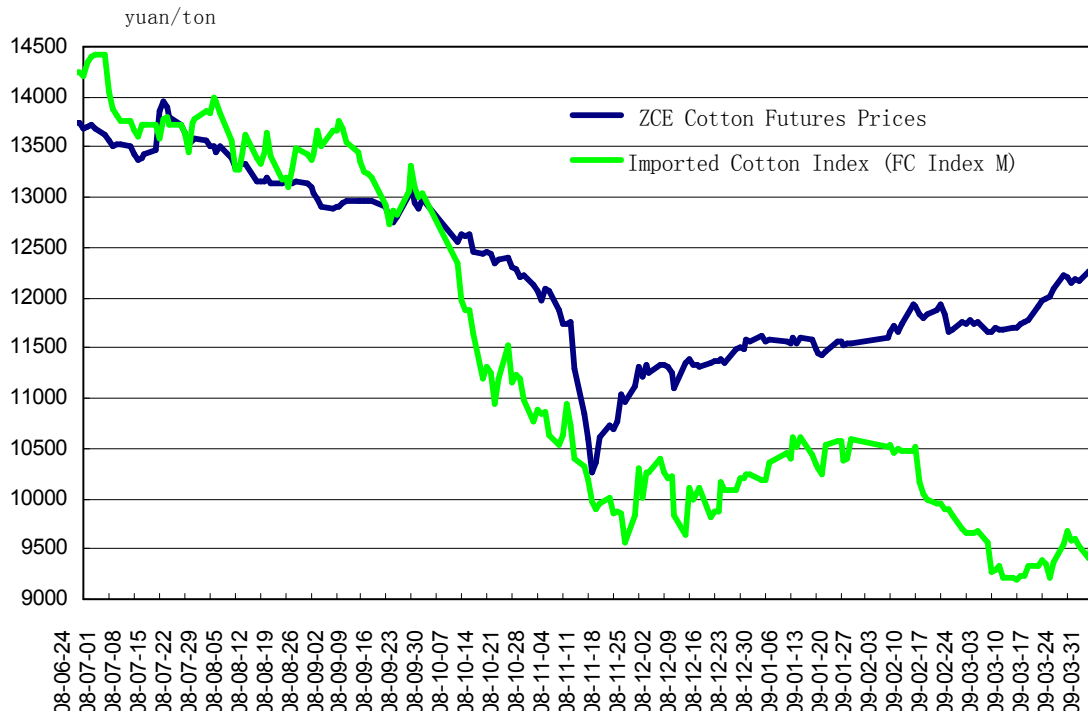
### ZCE Wheat Futures Prices vs Domestic Cash Prices Chart



### ZCE Cotton Futures vs China Cotton Index Chart



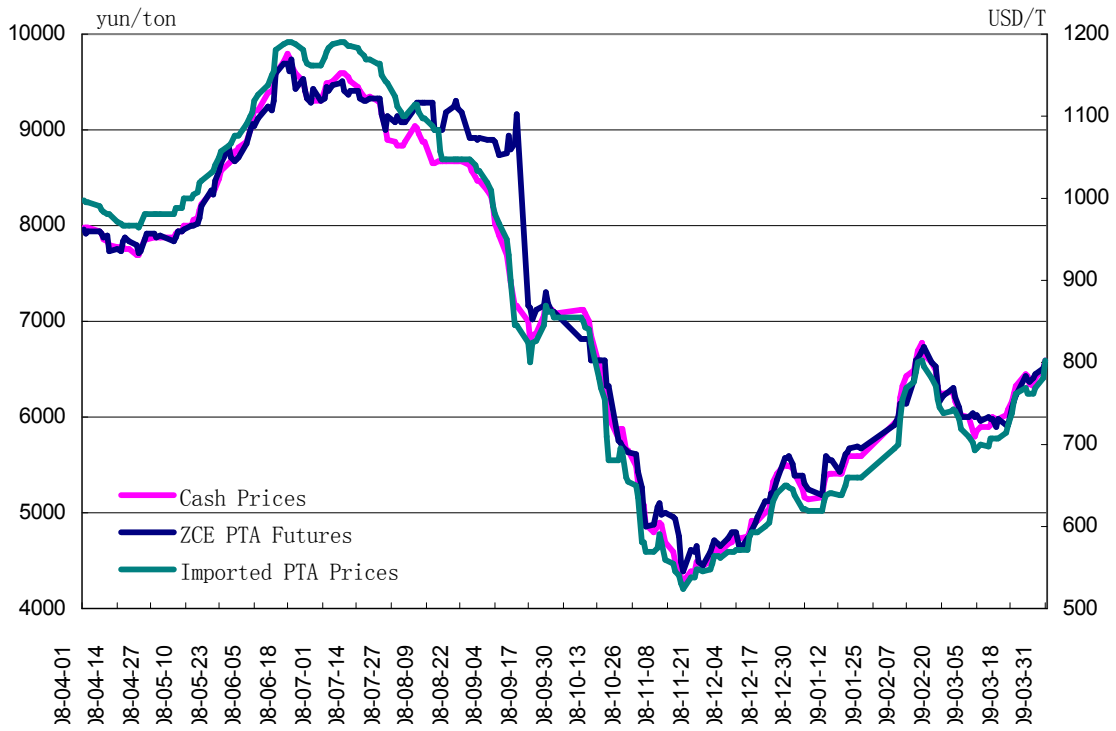
### ZCE Cotton Futures Prices vs Imported Cotton Prices



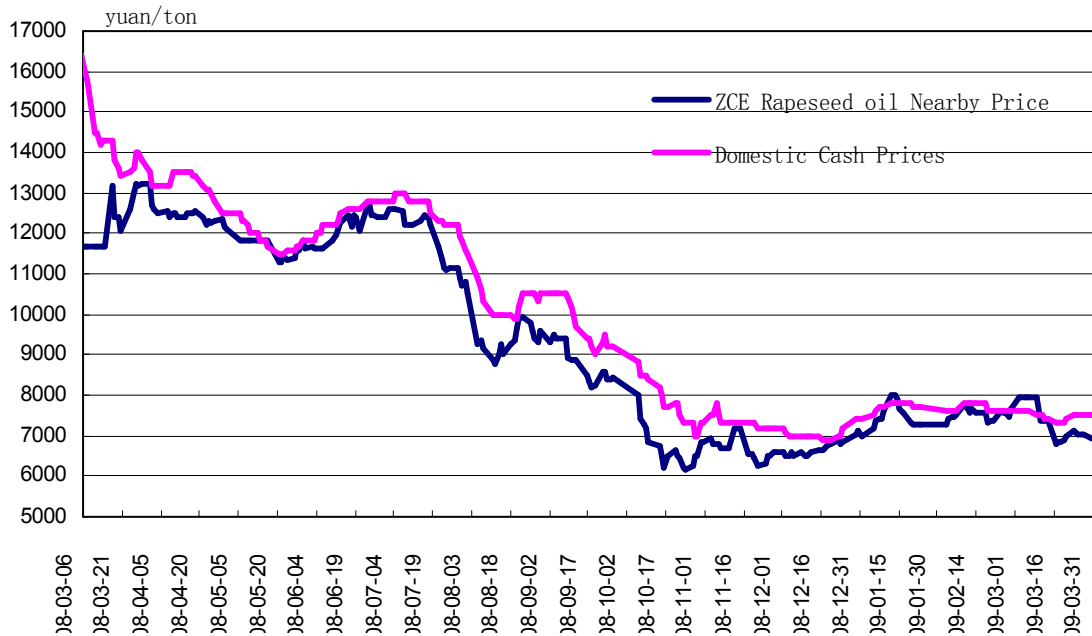
### ZCE Sugar Futures Prices vs Domestic Cash Prices Chart



**ZCE PTA Futures vs PTA Cash Prices Chart**



**ZCE Rapeseed Oil Futures Prices vs Domestic Cash Prices Chart**



### III Trading Volume, Turnover, Open Interest and Physical Delivery

#### Trading Volume

Trading Volume	Mar-09	Mar-08	Change%	Jan'- Mar' 2009	Jan'- Mar' 2008	Change%
<b>Cotton No.1</b>	287,570	1,565,246	-81.63%	1,249,678	2,725,866	-54.15%
<b>Rapeseed Oil</b>	2,908,528	1340180	117.03%	6,975,620	1523264	357.94%
<b>Sugar</b>	38,086,024	29,604,254	28.65%	82,332,116	62,630,152	31.46%
<b>Strong Gluten Wheat</b>	3,741,296	1,180,914	216.81%	13,298,444	4,292,672	209.79%
<b>PTA</b>	1,999,532	6,899,404	-71.02%	7,891,964	17,677,578	-55.36%
<b>Hard White Winter Wheat</b>	1,662	11,984	-86.13%	15,994	25,312	-36.81%
<b>Total</b>	47,024,612	40,601,982	15.82%	111,763,816	88,874,844	25.75%

Note: 1. Trading volume in contract; 2. Trading volume includes buy and sell; 3. Contract size of wheat and sugar : 10 tons , contract size of cotton : 5 tons ; 4. EFPs included .

#### Turnover

Turnover	Mar-09	Mar-08	Change%	Jan'- Mar' 2009	Jan'- Mar' 2008	Change%
<b>Cotton No.1</b>	1,742,742	12,400,715	-85.95%	7,470,372	21,169,163	-64.71%
<b>Rapeseed Oil</b>	9,802,016	8559864	14.51%	23,882,333	9800069	143.70%
<b>Sugar</b>	143,430,525	127,467,369	12.52%	292,382,508	267,927,115	9.13%
<b>PTA</b>	11,425,615	4,837,813	136.17%	39,259,378	16,592,550	136.61%
<b>Strong Gluten Wheat</b>	4,274,997	14,772,638	-71.06%	16,615,502	37,384,045	-55.55%
<b>Hard White Winter Wheat</b>	3,144	21,805	-85.58%	29,963	45,778	-34.55%
<b>Total</b>	170,679,039	168,060,204	1.56%	379,640,056	352,918,720	7.57%

Note: 1. Turnover in 10,000 Yuan; 2. Turnover includes buy and sell ; 3. EFPs included .

#### Open Interest

Open Interest	Mar-09	Mar-08	Change%	Feb-09	Change%
<b>Cotton No.1</b>	53,242	111,180	-52.11%	69,882	-23.81%
<b>Rapeseed Oil</b>	129,050	48290	167.24%	114,676	12.53%
<b>Sugar</b>	786,124	640,182	22.80%	807,346	-2.63%
<b>PTA</b>	107,382	112,380	-4.45%	135,106	-20.52%
<b>Strong Gluten Wheat</b>	172,128	220,654	-21.99%	206,892	-16.80%
<b>Hard White Winter Wheat</b>	4,150	3,334	24.48%	4,390	-5.47%
<b>Total</b>	1,252,076	1,136,020	10.22%	1,338,292	-6.44%

Note: 1. Unit: open interest in contract, 2. Open interest includes buy and sell; 3. Contract size of wheat and sugar : 10 tons, contract size of cotton : 5 tons .

#### Physical Delivery

	Mar2009 Delivery Volume	Mar2009 EFPs	Mar2008 Delivery Volume	Mar2008 EFPs	Jan'- Mar' 2009	Jan'- Mar' 2008
<b>CF</b>	1,148	364	3,788	0	3,900	7,452

<b>RO</b>	80	0	0	0	4,940	4332
<b>SR</b>	3,929	0	4989	0	4,778	6882
<b>TA</b>	1,217	1002	22949	6	9,400	33372
<b>WS</b>	724	0	622	0	5,361	8,304
<b>WT</b>	66	0	35	0	1251	102
<b>Total</b>	7,164	1366	32,383	6	29,630	60,444

Note: 1. Unit: open interest in contract; 2. Open interest includes buy and sell; 3. Contract size of wheat: 10 tons, contract size of cotton: 5 tons.

#### IV List of Quotations

<b>Contract</b>	<b>Open</b>	<b>High</b>	<b>Low</b>	<b>Close</b>	<b>Month-end O.I</b>	<b>Change</b>	<b>Month-end Settlement</b>	<b>Volume</b>	<b>Turnover</b>
CF903	11730	11795	11600	11770	0	-2006	11775	2,844	1.666
CF905	11880	12370	11650	12280	16,796	-29398	12280	155,060	92.606
CF907	12040	12535	11840	12425	28,436	14640	12435	102,062	62.667
CF909	12400	12810	12240	12720	6,080	-1228	12730	23,312	14.577
CF911	12650	12990	12525	12880	492	228	12880	1,526	0.97
CF001	12895	13150	12710	13025	1,252	938	13020	2,316	1.495
CF003	12830	13190	12830	13160	186	186	13170	450	0.294
<b>Subtotal</b>	-	-	-	-	<b>53,242</b>	-	-	<b>287,570</b>	<b>174.274</b>
GN903	0	0	0	0	0	0		0	0
GN905	0	0	0	0	0	0		0	0
GN907	0	0	0	0	0	0		0	0
GN909	0	0	0	0	0	0		0	0
GN911	0	0	0	0	0	0		0	0
GN001	0	0	0	0	0	0		0	0
GN003	0	0	0	0	0			0	0
<b>Subtotal</b>	-	-	-	-	<b>0</b>	-	-	<b>0</b>	<b>0</b>
RO903	7700	8050	7360	7360	0	-20	7360	34	0.013
RO905	6666	7218	6510	6906	35,818	-36350	6916	334,068	113.268
RO907	6588	7190	6550	6888	702	-338	6870	1,870	0.637
RO909	6448	7118	6304	6772	88,926	50438	6770	2,565,710	863.971
RO911	6576	7188	6502	6882	2,228	-470	6884	5,050	1.685
RO001	6654	7222	6632	6910	654	552	6940	1,010	0.352
RO003	6660	7218	6660	7000	722	722	6994	786	0.275
<b>Subtotal</b>	-	-	-	-	<b>129,050</b>	-	-	<b>2,908,528</b>	<b>980.202</b>
SR903	3470	3550	3368	3550	0	-9288	3528	6,360	2.193
SR905	3549	3800	3412	3642	50,574	-23456	3657	511,764	182.461
SR907	3630	3831	3492	3728	32,404	-7280	3736	170,874	62.642
SR909	3720	3906	3583	3820	585,316	-37542	3831	35,926,310	13,522.35

SR911	3680	3935	3611	3844	6,094	1258	3854	28,968	11.074
SR001	3840	4000	3693	3908	75,056	42208	3914	1,328,612	517.391
SR003	3829	4011	3650	3921	11,976	3310	3928	23,430	9.146
SR005	3875	4069	3760	3991	17,116	6294	4001	61,832	24.51
SR007	3908	4106	3797	4032	5,314	1000	4044	11,042	4.398
SR009	3912	4168	3912	4119	2,274	2274	4136	16,832	6.89
<b>Subtotal</b>	-	-	-	-	<b>786,124</b>	-	-	<b>38,086,024</b>	<b>14,343.052</b>
TA903	6000	6200	5850	5986	0	-4164	5986	2,652	0.792
TA904	6070	6782	5746	6574	38	-12	6572	474	0.15
TA905	5640	6652	5612	6614	74,960	-39488	6560	3,543,070	1,079.46
TA906	5650	6620	5650	6558	2,862	-1550	6500	8,452	2.595
TA907	5600	6590	5600	6552	288	-130	6506	1,950	0.617
TA908	5700	6698	5580	6570	54	-270	6590	534	0.17
TA909	5638	6632	5620	6568	20,928	14814	6524	171,234	54.937
TA910	5866	6526	5652	6516	3,574	1028	6516	4,008	1.182
TA911	5738	6522	5672	6522	1,014	504	6484	2,960	0.859
TA912	5804	6516	5492	6354	2,662	542	6436	4,616	1.392
TA001	5896	6658	5620	6600	530	530	6332	804	0.24
TA002	6076	6340	5728	6010	472	472	6010	508	0.154
TA003	6260	6260	5802	6244	0	0	6024	34	0.01
<b>Subtotal</b>	-	-	-	-	<b>107,382</b>	-	-	<b>3,741,296</b>	<b>1,142.561</b>
WS903	2000	2000	1940	1940	0	-1044	1940	2,780	0.545
WS905	1979	1999	1905	1912	21,218	-34574	1915	111,256	21.863
WS907	1970	1987	1928	1938	7,068	-1666	1937	10,632	2.079
WS909	2153	2175	2116	2132	101,462	7940	2133	1,771,282	380.393
WS911	2150	2169	2116	2129	3,646	-2460	2131	7,424	1.584
WS001	2181	2205	2156	2167	23,416	-1468	2167	72,546	15.796
WS003	2199	2207	2171	2171	1,890	-16	2171	440	0.096
WS005	2232	2250	2205	2214	8,044	-506	2214	11,656	2.595
WS007	2189	2222	2174	2185	3,640	-1894	2185	8,876	1.943
WS009	2250	2314	2250	2295	1,744	1744	2295	2,640	0.605
<b>Subtotal</b>	-	-	-	-	<b>172,128</b>	-	-	<b>1,999,532</b>	<b>427.500</b>
WT903	1854	1910	1780	1850	0	-128	1835	170	0.031
WT905	1855	1873	1804	1861	774	-60	1851	298	0.055
WT907	1868	1920	1866	1889	58	30	1878	156	0.029
WT909	1892	1939	1860	1896	590	-18	1893	590	0.112
WT911	1921	1930	1886	1914	1,274	2	1912	162	0.031
WT001	1954	1954	1908	1924	1,452	64	1926	276	0.054
WT003	1911	1975	1906	1959	2	2	1933	10	0.002
<b>Subtotal</b>	-	-	-	-	<b>4,150</b>	-	-	<b>1,662</b>	<b>0.314</b>
<b>Total</b>	-	-	-	-	<b>1,252,076</b>	-	-	<b>47,024,612</b>	<b>17,067.904</b>

Note: 1. Price: Yuan/ton ; 2 .Trading volume and month-end open interest in contract ; 3. Turnover :10,000 Yuan ; 4. Trading volume、turnover and Month-end open interest include buy and sell ; 5. EFPs not included.

## V Daily Settlement Price by Contracts

Cotton No. 1 (CF)												
Date	903	905	907	909	911	001	003			Vol	O. I.	
2009-3-2	11660	11770	11965	12335	12605	12840				23660	71846	
2009-3-3	11670	11730	11915	12300	12590	12830				14766	71182	
2009-3-4	11695	11780	11955	12335	12585	12805				9706	69952	
2009-3-5	11680	11790	11965	12350	12585	12795				9992	70096	
2009-3-6	11680	11765	11935	12310	12550	12760				5994	69800	
2009-3-9	11695	11820	12000	12330	12560	12745				20184	70184	
2009-3-10	11705	11840	12005	12340	12575	12755				7224	68984	
2009-3-11	11750	11890	12045	12370	12610	12795				10092	67526	
2009-3-12	11760	11875	12020	12360	12580	12765				4528	66964	
2009-3-13	11775	11905	12050	12405	12620	12785				9592	63166	
2009-3-16		11910	12070	12410	12650	12820	12900			9044	61312	
2009-3-17		11975	12140	12475	12705	12840	12930			15008	58358	
2009-3-18		11995	12160	12490	12695	12845	12970			7378	57444	
2009-3-19		12010	12165	12490	12690	12835	12975			9052	55974	
2009-3-20		12090	12230	12545	12760	12920	13045			17764	53100	
2009-3-23		12235	12395	12675	12865	13030	13095			32976	57646	
2009-3-24		12210	12370	12650	12795	13030	13150			15618	56438	
2009-3-25		12155	12295	12595	12750	12975	13095			9624	55130	
2009-3-26		12180	12335	12635	12795	12960	13115			10906	54830	
2009-3-27		12170	12320	12615	12775	12950	13115			7212	54208	
2009-3-30		12260	12425	12715	12910	13045	13170			23506	54546	
2009-3-31		12280	12435	12730	12880	13020	13170			13744	53242	
Strong Gluten Wheat (WS)												
Date	903	905	907	909	911	001	003	005	007	009	Vol	O. I.
2009-3-2	1978	1982	1974	2158	2153	2189	2194	2235	2191		61780	201836
2009-3-3	1950	1976	1973	2158	2151	2188	2194	2234	2202		90230	195566
2009-3-4	1988	1978	1973	2155	2150	2185	2191	2233	2197		62592	194694
2009-3-5	1957	1989	1978	2164	2156	2195	2199	2242	2197		204222	203984
2009-3-6	1957	1983	1976	2162	2158	2192	2201	2241	2205		97558	199348
2009-3-9	1958	1984	1978	2163	2159	2192	2198	2242	2199		78396	199068
2009-3-10	1955	1971	1967	2145	2141	2179	2190	2229	2193		131176	199290
2009-3-11	1950	1971	1964	2143	2146	2178	2189	2229	2193		108640	198430
2009-3-12	1950	1969	1961	2143	2143	2179	2188	2227	2196		67448	189686
2009-3-13	1944	1970	1963	2146	2146	2181	2189	2231	2202		48128	184616
2009-3-16	1944	1972	1965	2151	2150	2184	2195	2234	2206		54226	182526
2009-3-17	1943	1969	1964	2152	2152	2186	2195	2239	2213		50100	182490
2009-3-18	1940	1961	1957	2143	2144	2177	2185	2229	2198		90584	188054

2009-3-19	1940	1956	1954	2142	2137	2174	2182	2226	2195		71520	187842
2009-3-20	1940	1950	1951	2138	2134	2170	2186	2225	2194		82548	190522
2009-3-23	1940	1956	1958	2152	2146	2182	2187	2231	2201		206306	199904
2009-3-24		1946	1956	2147	2139	2178	2185	2229	2199	2281	101152	195342
2009-3-25		1930	1942	2131	2128	2165	2175	2216	2188	2282	123356	196392
2009-3-26		1929	1941	2134	2131	2169	2178	2217	2186	2295	67368	190170
2009-3-27		1916	1939	2131	2130	2166	2171	2216	2189	2297	83876	179386
2009-3-30		1916	1930	2124	2128	2160	2171	2209	2180	2292	60952	173044
2009-3-31		1915	1937	2133	2131	2167	2171	2214	2185	2295	57374	172128

**Hard White Winter Wheat (WT)**

Date	903	905	907	909	911	001	003	Vol	O. I.
2009-3-2	1882	1864	1866	1895	1927	1947		1882	1864
2009-3-3	1825	1870	1870	1900	1927	1954		1825	1870
2009-3-4	1825	1864	1878	1901	1922	1948		1825	1864
2009-3-5	1825	1867	1888	1905	1928	1947		1825	1867
2009-3-6	1825	1867	1888	1902	1922	1946		1825	1867
2009-3-9	1780	1866	1878	1904	1925	1930		1780	1866
2009-3-10	1818	1860	1878	1902	1918	1934		1818	1860
2009-3-11	1835	1861	1891	1901	1916	1934		1835	1861
2009-3-12	1835	1861	1884	1894	1916	1933		1835	1861
2009-3-13	1835	1856	1884	1898	1919	1937		1835	1856
2009-3-16	1835	1866	1893	1898	1919	1946		1835	1866
2009-3-17	1835	1857	1893	1897	1919	1946		1835	1857
2009-3-18	1835	1862	1883	1890	1914	1929		1835	1862
2009-3-19	1835	1860	1887	1889	1910	1929		1835	1860
2009-3-20	1835	1864	1887	1896	1908	1929		1835	1864
2009-3-23	1835	1859	1894	1894	1908	1930		1835	1859
2009-3-24		1860	1899	1887	1902	1930	1932		1860
2009-3-25		1860	1890	1899	1913	1936	1932		1860
2009-3-26		1857	1881	1891	1913	1930	1932		1857
2009-3-27		1857	1881	1891	1912	1926	1932		1857
2009-3-30		1851	1881	1894	1912	1926	1933		1851
2009-3-31		1851	1878	1893	1912	1926	1933		1851

**White Sugar (SR)**

Date	903	905	907	909	911	001	003	005	007	009	Vol	O. I.
2009-3-2	3453	3518	3607	3694	3715	3803	3813	3863	3896		1594572	806168
2009-3-3	3430	3485	3569	3661	3682	3754	3774	3823	3843		1484982	801404
2009-3-4	3386	3447	3527	3621	3642	3730	3741	3803	3835		2108516	778742
2009-3-5	3430	3488	3569	3663	3685	3773	3789	3837	3871		1512120	788710
2009-3-6	3418	3478	3559	3654	3674	3760	3769	3824	3861		1147926	781596
2009-3-9	3391	3453	3529	3626	3641	3736	3741	3798	3833		1318590	774288
2009-3-10	3397	3442	3525	3616	3645	3723	3742	3794	3839		1345156	841418

2009-3-11	3491	3547	3630	3714	3739	3816	3826	3880	3907		2507340	878634
2009-3-12	3505	3576	3654	3751	3770	3848	3862	3914	3946		1881158	870208
2009-3-13	3528	3606	3683	3784	3816	3906	3912	3980	4008		1802440	939030
2009-3-16		3689	3761	3867	3887	3964	3975	4038	4075	4116	2241062	944814
2009-3-17		3679	3756	3853	3879	3922	3933	4001	4045	4093	2310100	914706
2009-3-18		3689	3769	3861	3876	3927	3932	3996	4043	4089	2852218	908382
2009-3-19		3637	3715	3810	3830	3893	3901	3963	3998	4060	2542778	906094
2009-3-20		3658	3747	3833	3860	3907	3918	3979	4015	4076	1913896	873200
2009-3-23		3645	3725	3820	3842	3905	3921	3982	4021	4078	1407772	845904
2009-3-24		3658	3731	3829	3850	3921	3923	3995	4032	4092	1571380	810010
2009-3-25		3644	3722	3816	3842	3910	3918	3984	4027	4085	818220	808634
2009-3-26		3605	3689	3774	3815	3872	3874	3949	3987	4052	1413686	741318
2009-3-27		3607	3694	3781	3813	3888	3900	3972	4012	4081	981606	731082
2009-3-30		3619	3697	3799	3835	3907	3910	3981	4007	4119	1708954	841420
2009-3-31		3657	3736	3831	3854	3914	3928	4001	4044	4136	1621552	786124

**Rapeseed Oil (RO)**

Date	903	905	907	909	911	001	003	Vol	O. I.
2009-3-2	7950	6694	6596	6474	6616	6654		94722	115788
2009-3-3	7950	6662	6598	6426	6560	6632		98858	118330
2009-3-4	7950	6730	6642	6482	6596	6632		99932	119266
2009-3-5	7950	6762	6710	6544	6656	6782		95950	120188
2009-3-6	7950	6766	6688	6604	6682	6780		212564	136020
2009-3-9	7950	6834	6764	6722	6740	6830		237052	129016
2009-3-10	7360	6816	6722	6684	6732	6804		193334	135512
2009-3-11	7360	6818	6802	6704	6756	6826		167856	132674
2009-3-12	7360	6766	6708	6662	6700	6790		198596	135242
2009-3-13	7360	6792	6714	6676	6696	6814		145982	139854
2009-3-16		6798	6732	6652	6696	6812	6790	112436	141172
2009-3-17		6852	6796	6714	6730	6856	6790	160618	137750
2009-3-18		6860	6804	6714	6738	6870	6912	97708	137124
2009-3-19		6910	6868	6768	6814	6900	6912	160120	138466
2009-3-20		6986	6938	6858	6894	6984	6912	131902	137614
2009-3-23		7124	7056	7020	7104	7154	6912	166784	136058
2009-3-24		7094	7004	6966	7040	7116	6912	95300	131256
2009-3-25		7054	6984	6896	6954	7000	6912	77908	128764
2009-3-26		7024	6946	6872	6932	7078	7012	96822	130704
2009-3-27		7018	6920	6878	6912	6968	7062	109430	128988
2009-3-30		6926	6920	6764	6864	6950	6994	67014	128928
2009-3-31		6916	6870	6770	6884	6940	6994	87640	129050

**PTA (TA)**

Date	903	904	905	906	907	908	909	910	911	912	001	002	003	Vol	O. I.
2009-3-2	6008	5904	5738	5782	5784	5900	5720	5834	5784	5652	5896	6076		295378	128858

2009-3-3	6042	5904	5722	5716	5690	5766	5720	5754	5784	5716	5808	6076		256770	131716
2009-3-4	6002	5926	5734	5756	5738	5672	5726	5730	5704	5720	5808	6076		167568	128306
2009-3-5	6022	5906	5756	5802	5778	5806	5772	5750	5750	5672	5716	6010		182668	128164
2009-3-6	5966	5906	5708	5732	5712	5806	5702	5714	5704	5700	5746	5930		166178	120292
2009-3-9	5992	5906	5738	5754	5738	5792	5752	5756	5728	5700	5772	5930		109718	112424
2009-3-10	5984	6002	5774	5786	5794	5792	5780	5716	5750	5744	5730	5930		127896	108120
2009-3-11	5980	5970	5818	5842	5830	5808	5840	5818	5800	5806	5730	5930		126294	103540
2009-3-12	5902	5870	5774	5804	5786	5808	5786	5780	5762	5780	5808	5930		72680	98398
2009-3-13	5986	5914	5854	5864	5786	5866	5878	5872	5846	5780	5808	5930		123908	93976
2009-3-16		5914	5850	5872	5884	5866	5884	5872	5830	5866	5808	5730	5930	62998	95418
2009-3-17		5914	5908	5950	5912	5866	5938	5872	5936	5894	5808	5730	5930	68134	96620
2009-3-18		6110	6016	6032	6036	5866	6038	5872	6016	5984	5808	5910	5930	138358	100926
2009-3-19		6160	6118	6112	6114	5866	6128	5872	6016	6104	5808	6114	6070	120208	101722
2009-3-20		6230	6292	6274	6276	6218	6282	6108	6188	6104	6042	6250	6070	169086	102828
2009-3-23		6438	6480	6460	6432	6418	6458	6338	6360	6252	6406	6250	6002	153374	103186
2009-3-24		6388	6406	6278	6334	6342	6362	6366	6366	6370	6406	6250	6002	209546	85242
2009-3-25		6360	6340	6282	6324	6284	6318	6328	6286	6310	6406	6010	6024	135800	81130
2009-3-26		6416	6358	6318	6320	6284	6338	6322	6310	6288	6406	6010	6024	119190	86410
2009-3-27		6458	6492	6456	6478	6450	6486	6520	6448	6436	6406	6010	6024	204824	96804
2009-3-30		6520	6568	6546	6518	6450	6546	6526	6448	6436	6406	6010	6024	423464	111930
2009-3-31		6572	6560	6500	6506	6590	6524	6516	6484	6436	6332	6010	6024	307256	107382

## VI Brief News

On March 13, 2009, Zhengzhou Commodity Exchange announced the basic prices of cotton, pure terephthalic acid, rapeseed oil and white sugar (to be listed on March 16, 2009) as: 12770 Yuan per ton for CF003, 5930 Yuan per ton for TA003, 6790 Yuan per ton for R003, 3590 Yuan per ton for SR009.

On March 23, 2009, Zhengzhou Commodity Exchange announced the basic prices of mung bean, hard white wheat and strong gluten wheat (to be listed on March 24, 2009) as: 3000 Yuan per ton for GN003, 1930 Yuan per ton for WT003, 2200 Yuan per ton for WS009.



郑州商品交易所

Zhengzhou Commodity Exchange

地址：郑州市未来路69号

网址：<http://www.czce.com.cn>