



Zhengzhou
Commodity Exchange

*MONTHLY
REPORT*

4

Contents

I	Market Summary.....	3
II	Wheat, Cotton , Sugar ,PTA ,Rapeseed Oil and Early Rice Price Charts.....	4
III	Trading Volume, Turnover, Open Interest and Physical Delivery.	7
IV	List of Quotations.....	8
V	Daily Settlement Price by Contracts.....	10

I Market Summary

In April, the prices of strong gluten wheat futures contracts rose first and then fell. The active contract WS909 ranged from 2106 to 2175 Yuan per ton, the largest range was 69 Yuan per ton. The month-end price of WS909 closed at 2117 Yuan per ton, falling 15 Yuan per ton over last month and down 0.70% over last month.

In April, the prices of cotton futures contracts fell narrowly after rising steadily. The active contract CF907 ranged from 12450 to 13280 Yuan per ton, the largest range was 830 Yuan per ton. The month-end price of CF907 closed at 13000 Yuan per ton, rising 575 Yuan per ton over last month and up 4.63% over last month.

In April, the prices of the white sugar futures contracts rose with a gap after consolidating narrowly and oscillated at a higher level during the last part of the trading. The active contract SR909 ranged from 3726 to 3930 Yuan per ton, the largest range was 204 Yuan per ton. The month-end price of SR909 closed at 3871 Yuan per ton, rising 51 Yuan per ton over last month and up 1.34% over last month.

In April, the prices of PTA futures contracts rose oscillatedly. The active contract TA909 ranged from 6488 to 7510 Yuan per ton, the largest range was 1022 Yuan per ton. The month-end price of TA909 closed at 7312 Yuan per ton, rising 744 Yuan per ton over last month and up 11.33% over last month.

In April, the prices of the rapeseed oil futures contracts rose steadily before the second ten days of the month and oscillated widely during the last ten days of the month. The active contract R0909 ranged from 6832 to 7534 Yuan per ton, the largest range was 702 Yuan per ton. The month-end price of R0909 closed at 7418 Yuan per ton, rising 646 Yuan per ton over last month and up 9.54% over last month.

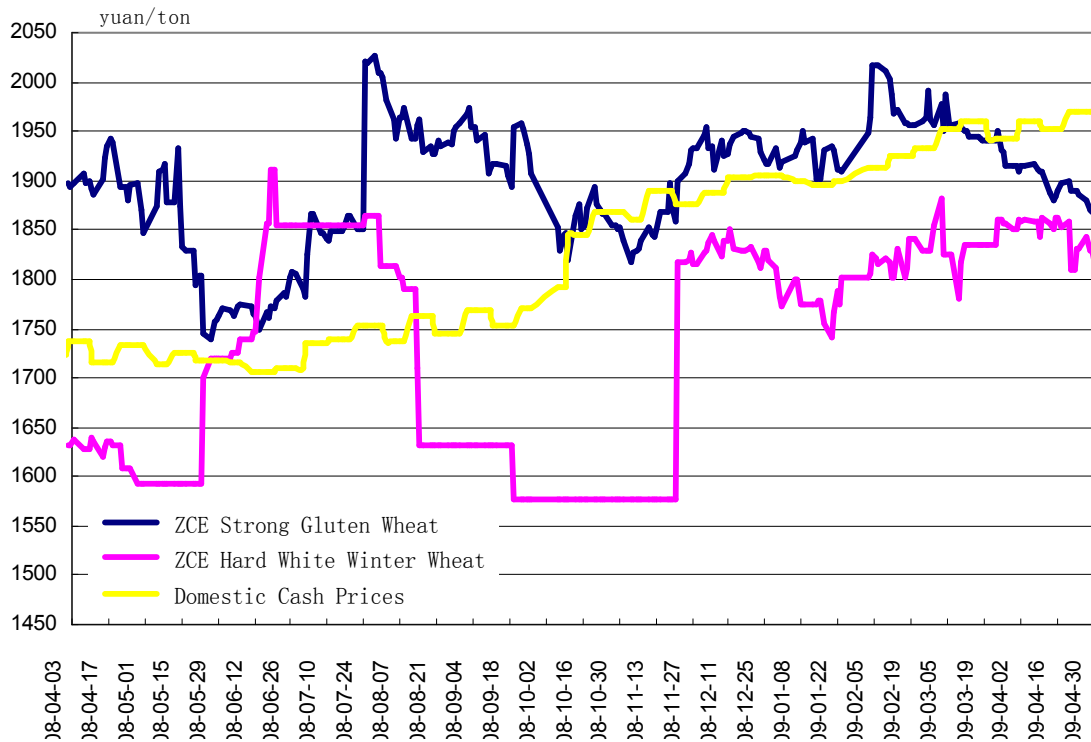
In April, the prices of early long non-glutinous rice futures contracts fell oscillatedly. Zhengzhou Commodity Exchange listed early long non-glutinous rice futures on April 20. The active contract R0909 ranged from 2011 to 2071 Yuan per ton, the largest range was 60 Yuan per ton. The month-end price of R0909 closed at 2038 Yuan per ton.

The total trading volume in April was 32,866,488 contracts, among them, strong gluten wheat was traded at 1,685,290 contracts, hard white wheat was traded at 3,952 contracts, cotton was traded at 307,400 contracts, white sugar was traded at 17,754,922 contracts, PTA was traded at 8,586,778 contracts, rapeseed oil was traded at 4,120,542 contracts and early long non-glutinous rice was traded at 307,400 contracts. As of April 30, the total open interest was 1,168,244 contracts with strong gluten wheat 166,646 contracts, hard white

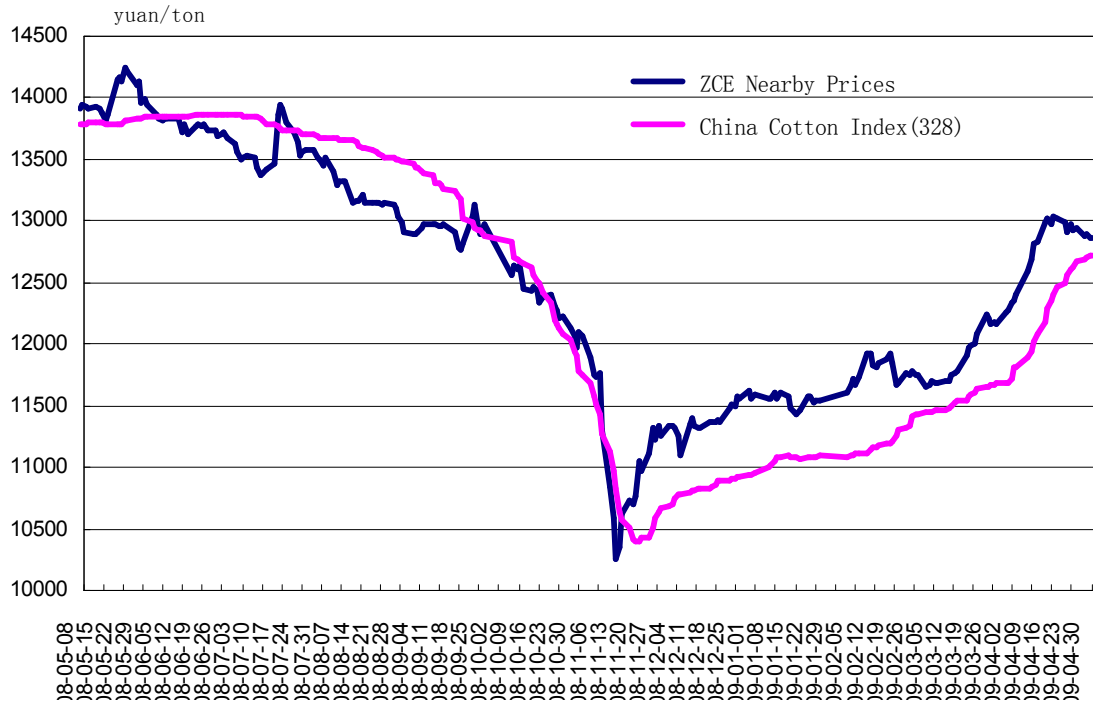
wheat 2,724 contracts, cotton 62,630 contracts, white sugar 614,864 contracts, PTA 162,732 contracts, rapeseed oil 149,716 contracts and early long non-glutinous rice 8,932 contracts.

II Wheat, Cotton , Sugar ,PTA and Rapeseed Oil Price Charts

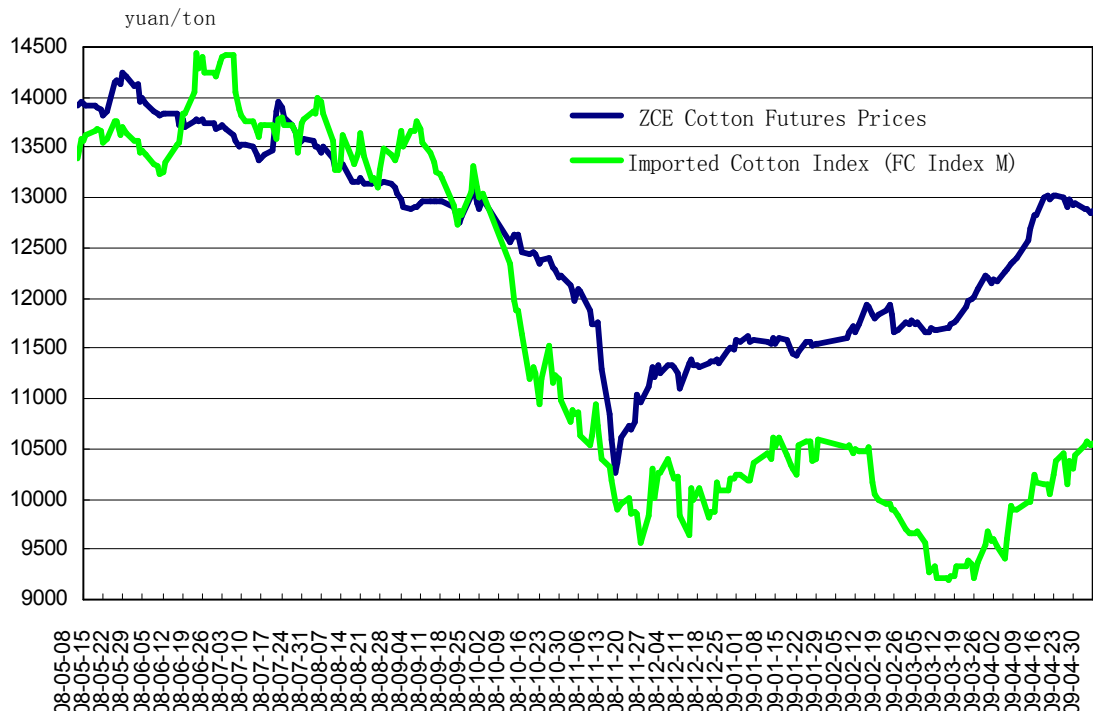
ZCE Wheat Futures Prices vs Domestic Cash Prices Chart



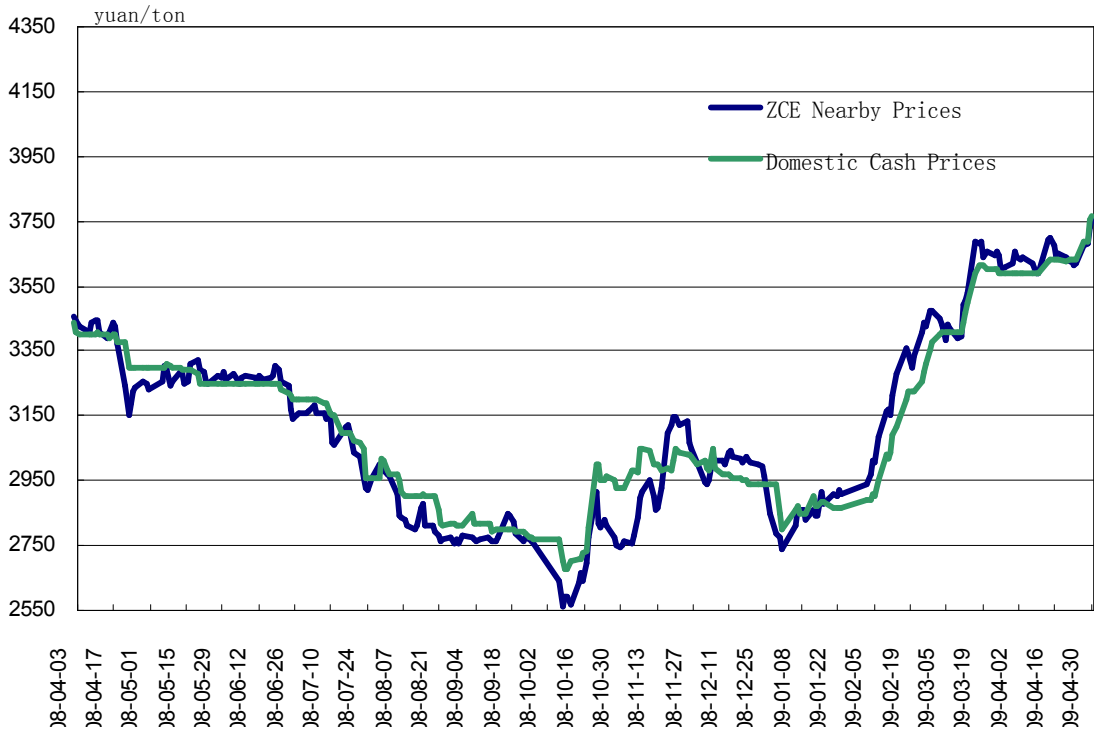
ZCE Cotton Futures vs China Cotton Index Chart



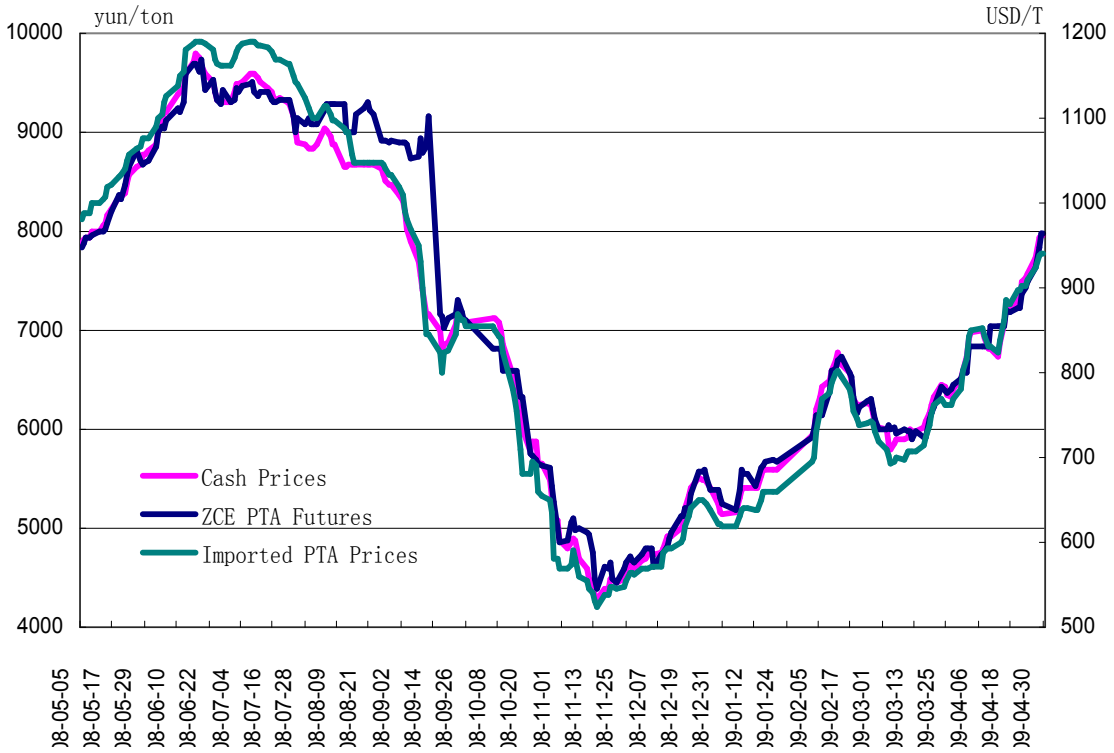
ZCE Cotton Futures Prices vs Imported Cotton Prices



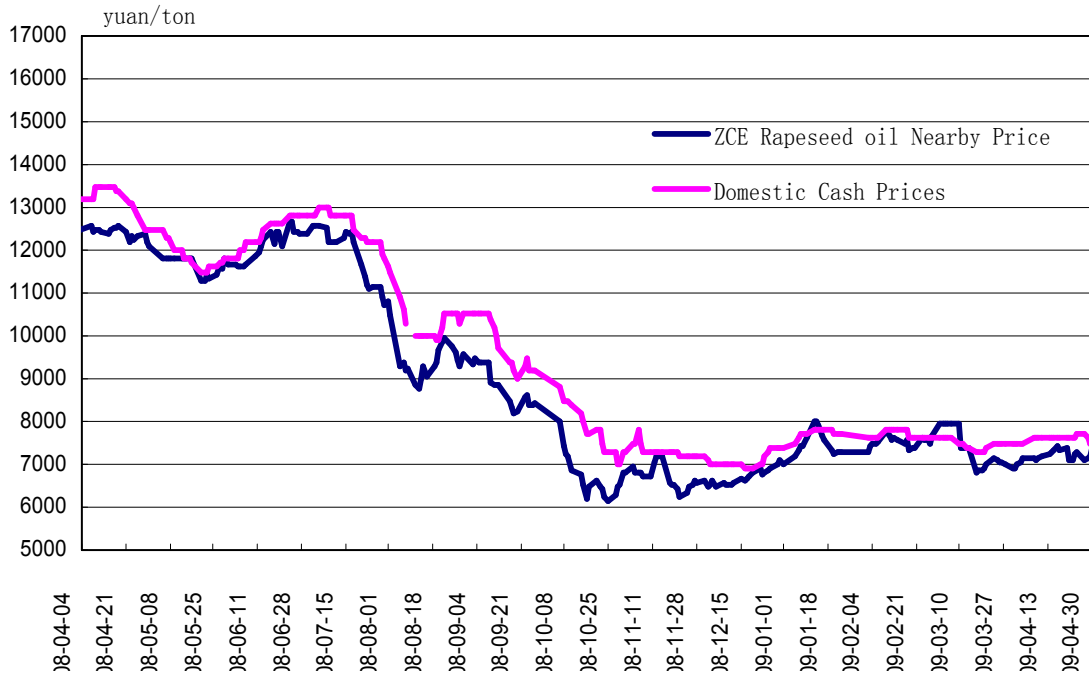
ZCE Sugar Futures Prices vs Domestic Cash Prices Chart



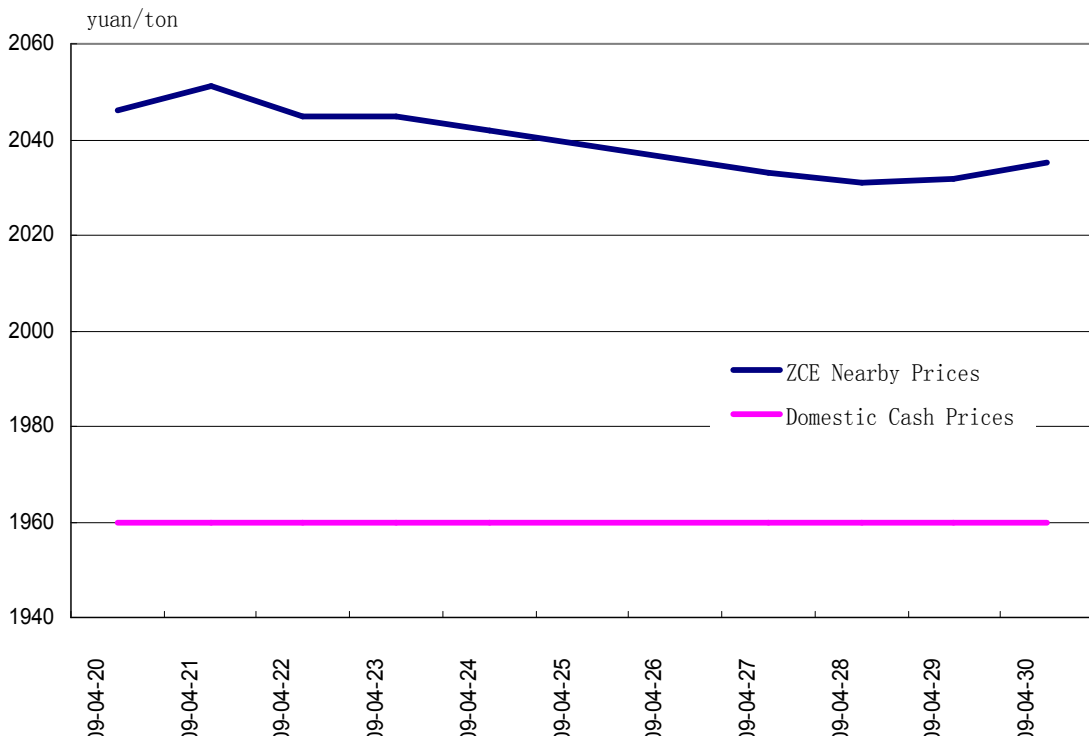
ZCE PTA Futures vs PTA Cash Prices Chart



ZCE Rapeseed Oil Futures Prices vs Domestic Cash Prices Chart



ZCE Early Rice Futures Prices vs Domestic Cash Prices Chart



III Trading Volume, Turnover, Open Interest and Physical Delivery

Trading Volume

Trading Volume	Apr-09	Apr-08	Change%	Jan'- Apr' 2009	Jan'- Apr' 2008	Change%
Cotton No.1	407,604	406,588	0.25%	1,657,282	3,132,454	-47.09%
Early Rice	307,400	-	-	307,400	-	-
Rapeseed Oil	4,120,542	1,544,608	166.77%	11,096,162	3,067,872	261.69%
Sugar	17,754,922	36,213,438	-50.97%	100,087,038	98,843,590	1.26%
Strong Gluten Wheat	8,586,778	535,662	1503.02%	21,885,222	4,828,334	353.27%
PTA	1,685,290	4,390,896	-61.62%	9,577,254	22,068,474	-56.60%
Hard White Winter Wheat	3,952	12,370	-68.05%	19,946	37,682	-47.07%
Total	32866488	43103562	-0.2375	144630304	131978406	0.0959

Note: 1. Trading volume in contract; 2. Trading volume includes buy and sell; 3. Contract size of wheat and sugar: 10 tons, contract size of cotton: 5 tons; 4. EFPs included.

Turnover

Turnover	Apr-09	Apr-08	Change%	Jan'- Apr' 2009	Jan'- Apr' 2008	Change%
Cotton No.1	2,653,179	2,993,186	-11.36%	10,123,551	24,162,350	-58.10%
Early Rice	629,258	-	-	629,258	-	-
Rapeseed Oil	14,932,857	9233136	61.73%	38,815,190	19033205	103.93%
Sugar	69,506,381	141,644,992	-50.93%	361,888,889	409,572,107	-11.64%
PTA	29,998,174	2,148,582	1296.18%	69,257,552	18,741,132	269.55%
Strong Gluten Wheat	3,610,621	9,019,078	-59.97%	20,226,123	46,403,123	-56.41%
Hard White Winter Wheat	7,458	21,901	-65.95%	37,421	67,679	-44.71%
Total	121,337,928	165,060,875	-26.49%	500,977,984	517,979,596	-3.28%

Note: 1. Turnover in 10,000 Yuan; 2. Turnover includes buy and sell; 3. EFPs included.

Open Interest

Open Interest	Apr-09	Apr-08	Change%	Mar -09	Change%
Cotton No.1	62,630	100,850	-37.90%	53,242	17.63%
Early Rice	8,932	-	-	-	-
Rapeseed Oil	149,716	39,098	282.92%	129,050	16.01%
Sugar	614,864	747,582	-17.75%	786,124	-21.79%
PTA	162,732	107,732	51.05%	107,382	51.54%
Strong Gluten Wheat	166,646	252,752	-34.07%	172,128	-3.18%
Hard White Winter Wheat	2,724	5,670	-51.96%	4,150	-34.36%
Total	1168244	1253684	-0.0682	1252076	-0.067

Note: 1. Unit: open interest in contract; 2. Open interest includes buy and sell; 3. Contract size of wheat and sugar: 10 tons, contract size of cotton: 5 tons.

Physical Delivery

	Apr2009 Delivery Volume	Apr2009 EFPs	Apr2008 Delivery Volume	Apr2008 EFPs	Jan'- Apr' 2009	Jan'- Apr' 2008
CF	0	0	0	0	3,900	7,452
ER	0	0	0	0	0	0
RO	0	0	0	0	4,940	4332
SR	0	0	0	0	4,778	6882
TA	13	0	2321	0	9,413	35693
WS	0	0	0	0	5,361	8,304
WT	0	0	0	0	1251	102
Total	13	0	2321	0	29,643	62,765

Note: 1. Unit: open interest in contract; 2. Open interest includes buy and sell; 3. Contract size of wheat: 10 tons, contract size of cotton: 5 tons.

IV List of Quotations

Contract	Open	High	Low	Close	Month-end O.I	Change	Month-end Settlement	Volume	Turnover
CF905	12345	13090	12300	12895	6,146	-10650	12870	36,212	23.085
CF907	12530	13280	12450	13000	41,650	13214	13000	318,952	207.493
CF909	12750	13525	12740	13245	9,290	3210	13250	40,498	26.906
CF911	12890	13175	12580	12965	1,208	716	12965	2,740	1.785
CF001	13060	13300	12965	13040	3,880	2628	13030	7,828	5.14
CF003	13190	13380	13120	13165	456	270	13180	1,374	0.908
Subtotal	-	-	-	-	62,630	-	-	407,604	265.318
ER909	2050	2071	2011	2038	8,456	8456	2035	302,532	61.915
ER911	2066	2079	2031	2040	66	66	2036	624	0.128
ER001	2075	2100	2051	2084	360	360	2084	3,962	0.823
ER003	2099	2132	2076	2085	50	50	2088	282	0.059
Subtotal	-	-	-	-	8,932	-	-	307,400	62.926
GN905	0	0	0	0	0	0		0	0
GN907	0	0	0	0	0	0		0	0
GN909	0	0	0	0	0	0		0	0
GN911	0	0	0	0	0	0		0	0
GN001	0	0	0	0	0	0		0	0
GN003	0	0	0	0	0	0		0	0
Subtotal	-	-	-	-	0	-	-	0	0
RO905	7000	7540	6982	7350	11,336	-24482	7360	43,600	15.593
RO907	6946	7668	6890	7380	764	62	7384	2,804	1.012
RO909	6888	7534	6832	7418	130,586	41660	7390	4,052,124	1,468.63
RO911	6940	7580	6936	7420	2,230	2	7398	2,734	0.989
RO001	7020	7646	7006	7486	4,052	3398	7444	18,980	6.947

RO003	6950	7680	6804	7564	748	26	7564	300	0.11
Subtotal	-	-	-	-	149,716	-	-	4,120,542	1,493.286
SR905	3679	3786	3557	3734	18,258	-32316	3752	100,288	36.591
SR907	3770	3839	3631	3790	23,602	-8802	3808	67,942	25.4
SR909	3845	3930	3726	3871	318,234	-267082	3893	11,746,214	4,485.86
SR911	3854	3970	3758	3907	5,136	-958	3932	35,514	13.737
SR001	3934	4210	3860	4161	201,302	126246	4169	5,637,584	2,318.86
SR003	3926	4245	3850	4168	12,742	766	4183	22,876	9.337
SR005	4008	4288	3943	4237	27,248	10132	4246	110,582	46.331
SR007	4035	4363	3994	4285	4,576	-738	4292	6,500	2.713
SR009	4124	4410	4077	4366	3,766	1492	4382	27,422	11.803
Subtotal	-	-	-	-	614,864	-	-	17,754,922	6,950.638
TA904	6836	7050	6836	7050	0	-2	7050	22	0.008
TA905	6582	8072	6582	7920	11,006	-63954	7978	871,330	299.471
TA906	6592	7642	6570	7552	1,878	-984	7562	4,620	1.614
TA907	6628	7502	6412	7424	294	6	7430	6,856	2.379
TA908	6516	7600	6510	7370	104	50	7396	1,416	0.506
TA909	6560	7510	6488	7312	136,906	115978	7340	7,692,888	2,692.51
TA910	6600	7400	6400	7232	3,344	-230	7246	2,040	0.707
TA911	6400	7420	6400	7160	1,940	926	7160	3,022	1.073
TA912	6512	7258	6460	7180	4,032	1370	7182	1,836	0.638
TA001	6580	7340	6188	7158	836	306	7160	666	0.229
TA002	6252	7278	6200	7264	476	4	7272	84	0.028
TA003	6386	7254	6220	7206	1,514	1514	7190	1,588	0.526
TA004	6500	7338	6498	7338	402	402	7338	410	0.133
Subtotal	-	-	-	-	162,732	-	-	8,586,778	2,999.817
WS905	1913	1922	1858	1876	6,392	-14826	1878	29,054	5.507
WS907	1940	1950	1900	1920	6,932	-136	1914	10,926	2.108
WS909	2135	2175	2106	2117	102,516	1054	2114	1,475,834	316.32
WS911	2133	2169	2104	2113	3,200	-446	2112	5,734	1.224
WS001	2170	2209	2143	2153	25,974	2558	2151	129,178	28.155
WS003	2169	2204	2168	2172	1,924	34	2172	404	0.089
WS005	2216	2280	2201	2208	12,016	3972	2209	22,240	4.955
WS007	2180	2212	2156	2169	3,442	-198	2166	2,612	0.57
WS009	2299	2356	2270	2285	4,250	2506	2280	9,308	2.135
Subtotal	-	-	-	-	166,646	-	-	1,685,290	361.062
WT905	1899	1899	1802	1820	304	-470	1820	836	0.154
WT907	1890	1934	1802	1851	52	-6	1852	326	0.06
WT909	1894	1926	1831	1871	462	-128	1875	708	0.133
WT911	1917	1917	1867	1904	438	-836	1904	976	0.185
WT001	1922	1981	1861	1930	1,462	10	1939	792	0.152
WT003	1916	1973	1853	1920	6	4	1940	314	0.06
Subtotal	-	-	-	-	2,724	-	-	3,952	0.746

Total	-	-	-	-	1,168,244	-	-	32,866,488	12,133.793
--------------	---	---	---	---	------------------	---	---	-------------------	-------------------

Note: 1. Price: Yuan/ton ; 2 .Trading volume and month-end open interest in contract ; 3. Turnover :10,000 Yuan ; 4. Trading volume、turnover and Month-end open interest include buy and sell ; 5. EFPs not included.

V Daily Settlement Price by Contracts

Cotton No. 1 (CF)											
Date	905	907	909	911	001	003	Vol	O. I.			
2009-4-1	12335	12485	12785	12910	13025	13190	13428	51272			
2009-4-2	12355	12510	12790	12900	13015	13190	8728	51468			
2009-4-3	12400	12555	12840	12910	13005	13145	12676	49988			
2009-4-7	12585	12750	13020	13010	13065	13155	25480	52308			
2009-4-8	12685	12855	13115	13055	13095	13160	26328	54546			
2009-4-9	12820	12990	13235	13105	13185	13225	29456	56928			
2009-4-10	12825	12990	13245	13060	13180	13215	22988	56724			
2009-4-13	12995	13175	13460	13150	13230	13300	35180	64282			
2009-4-14	13015	13175	13450	13115	13185	13265	20304	64562			
2009-4-15	12980	13135	13435	13095	13160	13225	13446	65590			
2009-4-16	13030	13195	13480	13125	13180	13240	17050	65246			
2009-4-17	13020	13150	13405	13105	13200	13275	19992	65038			
2009-4-20	12995	13165	13425	13105	13200	13285	14248	65100			
2009-4-21	12905	13060	13335	12995	13105	13210	47622	65892			
2009-4-22	12975	13145	13405	13060	13150	13245	22280	64228			
2009-4-23	12930	13080	13345	13035	13150	13285	11272	65614			
2009-4-24	12940	13100	13350	13055	13160	13245	14692	65686			
2009-4-27	12880	13020	13265	13005	13055	13170	20756	64122			
2009-4-28	12890	13020	13275	13000	13095	13225	8356	62894			
2009-4-29	12855	12970	13205	12925	13020	13175	12462	63462			
2009-4-30	12870	13000	13250	12965	13030	13180	10860	62630			
Strong Gluten Wheat (WS)											
Date	905	907	909	911	001	003	005	007	009	Vol	O. I.
2009-4-1	1909	1936	2131	2127	2167	2170	2209	2180	2294	40284	170366
2009-4-2	1915	1941	2136	2126	2170	2171	2216	2176	2295	78156	173324
2009-4-3	1915	1943	2139	2127	2171	2171	2217	2184	2297	57534	175692
2009-4-7	1917	1946	2142	2134	2176	2180	2222	2190	2298	86370	182096
2009-4-8	1911	1938	2135	2132	2167	2178	2213	2186	2288	72920	173128
2009-4-9	1909	1935	2131	2125	2164	2178	2212	2184	2286	44000	169966
2009-4-10	1909	1937	2135	2129	2170	2178	2216	2189	2289	65062	169158
2009-4-13	1887	1933	2150	2146	2189	2195	2238	2204	2299	136274	187680
2009-4-14	1880	1922	2156	2150	2191	2202	2237	2203	2296	140532	218142
2009-4-15	1884	1927	2165	2160	2201	2202	2248	2206	2300	121120	227900
2009-4-16	1889	1927	2159	2154	2196	2198	2245	2203	2299	97586	227824

2009-4-17	1897	1931	2158	2156	2192	2201	2241	2200	2295	67918	225754
2009-4-20	1900	1932	2151	2147	2186	2195	2238	2199	2294	60352	218178
2009-4-21	1889	1928	2149	2141	2182	2195	2238	2192	2296	101452	202982
2009-4-22	1890	1929	2153	2148	2188	2200	2241	2191	2301	72104	192252
2009-4-23	1890	1931	2155	2144	2188	2200	2241	2191	2301	68174	202398
2009-4-24	1886	1930	2132	2131	2169	2182	2228	2174	2292	149894	171272
2009-4-27	1880	1919	2121	2115	2157	2177	2216	2162	2282	99904	161332
2009-4-28	1870	1909	2119	2116	2156	2172	2214	2160	2280	46850	166566
2009-4-29	1868	1906	2112	2110	2148	2172	2206	2160	2276	51876	167236
2009-4-30	1878	1914	2114	2112	2151	2172	2209	2166	2280	26928	166646

Hard White Winter Wheat (WT)

Date	905	907	909	911	001	003	Vol	O. I.
2009-4-1	1860	1890	1895	1917	1926	1933	68	4150
2009-4-2	1859	1897	1892	1917	1929	1932	116	4142
2009-4-3	1860	1884	1894	1917	1925	1932	792	4138
2009-4-7	1859	1884	1893	1912	1937	1922	228	3970
2009-4-8	1859	1893	1883	1897	1937	1922	50	3968
2009-4-9	1843	1893	1881	1897	1915	1919	30	3970
2009-4-10	1863	1884	1880	1897	1927	1916	98	3956
2009-4-13	1856	1884	1881	1889	1929	1922	68	3920
2009-4-14	1850	1895	1884	1889	1932	1922	252	3868
2009-4-15	1862	1895	1878	1889	1929	1909	54	3872
2009-4-16	1862	1858	1877	1889	1928	1900	74	3874
2009-4-17	1852	1854	1875	1889	1916	1915	56	3846
2009-4-20	1858	1847	1890	1895	1916	1925	18	3842
2009-4-21	1810	1832	1882	1895	1893	1925	82	3796
2009-4-22	1810	1847	1872	1899	1917	1925	94	3756
2009-4-23	1831	1816	1879	1899	1917	1927	84	3676
2009-4-24	1831	1842	1872	1883	1922	1925	392	3672
2009-4-27	1843	1842	1875	1899	1910	1914	192	3626
2009-4-28	1830	1838	1871	1900	1921	1921	876	2822
2009-4-29	1830	1831	1877	1904	1923	1934	134	2724
2009-4-30	1820	1852	1875	1904	1939	1940	194	2724

SR White Sugar (SR)

Date	905	907	909	911	001	003	005	007	009	Vol	O. I.
2009-4-1	3641	3720	3821	3848	3909	3918	3994	4032	4124	1059056	760966
2009-4-2	3632	3709	3804	3829	3907	3913	3992	4029	4119	1023498	749998
2009-4-3	3638	3714	3812	3835	3918	3928	3997	4037	4128	773520	737362
2009-4-7	3622	3700	3796	3826	3903	3911	3985	4028	4116	630382	726356
2009-4-8	3587	3657	3758	3786	3877	3893	3960	4008	4097	953880	738364
2009-4-9	3589	3657	3759	3792	3902	3911	3978	4028	4110	1093046	715436
2009-4-10	3662	3765	3843	3868	4014	4029	4107	4137	4227	2000554	765546

2009-4-13	3696	3773	3870	3908	4103	4122	4183	4227	4303	1257932	694122
2009-4-14	3697	3770	3870	3907	4139	4162	4229	4264	4351	924768	711378
2009-4-15	3676	3746	3841	3878	4128	4146	4220	4267	4338	618460	670664
2009-4-16	3638	3708	3818	3856	4124	4141	4223	4258	4339	746976	688826
2009-4-17	3648	3715	3821	3855	4120	4147	4218	4260	4343	420442	662932
2009-4-20	3640	3713	3810	3845	4092	4116	4192	4237	4324	375508	667712
2009-4-21	3624	3702	3803	3841	4121	4136	4207	4243	4323	1189012	703348
2009-4-22	3625	3699	3799	3834	4122	4135	4212	4251	4336	418594	667714
2009-4-23	3612	3687	3786	3822	4081	4105	4177	4215	4298	823156	679464
2009-4-24	3618	3690	3787	3820	4083	4096	4167	4195	4294	571802	656396
2009-4-27	3673	3746	3842	3877	4136	4148	4209	4252	4345	836306	667294
2009-4-28	3680	3744	3837	3870	4132	4146	4212	4251	4338	394392	640888
2009-4-29	3727	3787	3877	3913	4178	4190	4255	4306	4387	888656	679494
2009-4-30	3752	3808	3893	3932	4169	4183	4246	4292	4382	754982	614864

Rapeseed Oil (RO)

Date	905	907	909	911	001	003	Vol	0. I.
2009-4-1	7022	6948	6870	6954	7028	7034	122580	129422
2009-4-2	7042	6926	6888	6960	7054	7034	82232	131708
2009-4-3	7156	7056	7028	7048	7162	7216	174698	132054
2009-4-7	7150	7038	7066	7094	7222	7300	133760	129714
2009-4-8	7080	6960	6996	7016	7130	7186	126912	126798
2009-4-9	7124	7032	7022	7082	7152	7264	102526	128148
2009-4-10	7176	7074	7074	7150	7194	7274	100854	126354
2009-4-13	7250	7204	7228	7310	7352	7388	192310	126154
2009-4-14	7262	7234	7250	7316	7362	7440	130976	129330
2009-4-15	7352	7366	7370	7448	7480	7502	183164	135180
2009-4-16	7422	7448	7456	7540	7600	7626	179916	136692
2009-4-17	7340	7408	7396	7476	7570	7626	160086	138302
2009-4-20	7360	7502	7406	7498	7564	7534	175300	136884
2009-4-21	7082	7170	7106	7162	7214	7226	201088	141198
2009-4-22	7092	7230	7166	7248	7260	7280	148524	140374
2009-4-23	7222	7372	7370	7448	7376	7452	549652	181754
2009-4-24	7308	7422	7448	7460	7442	7448	480194	167188
2009-4-27	7114	7208	7160	7164	7182	7220	301956	157266
2009-4-28	7148	7202	7156	7176	7214	7242	183736	154000
2009-4-29	7182	7220	7178	7182	7244	7320	151054	149356
2009-4-30	7360	7384	7390	7398	7444	7564	239024	149716

Early Rice (ER)

Date	909	911	001	003	Vol	0. I.
2009-4-20	2046	2063	2072	2093	68584	12020
2009-4-21	2051	2055	2085	2094	130306	18434
2009-4-22	2045	2073	2085	2089	42604	16172

2009-4-23	2045	2061	2087	2089	22364	13372
2009-4-24	2042	2061	2083	2099	11102	11644
2009-4-27	2033	2045	2079	2083	14638	11268
2009-4-28	2031	2042	2083	2085	6978	9580
2009-4-29	2032	2041	2077	2085	3428	8790
2009-4-30	2035	2036	2084	2088	7396	8932

PTA (TA)

Date	904	905	906	907	908	909	910	911	912	001	002	003	004	Vo1	O. I.
2009-4-1	6572	6662	6596	6602	6516	6642	6614	6484	6572	6424	6252	6024		228344	111510
2009-4-2	6836	6812	6704	6712	6670	6720	6674	6450	6580	6424	6252	6024		312712	114670
2009-4-3	6836	6954	6696	6704	6712	6686	6662	6598	6580	6424	6252	6024		356868	116870
2009-4-7	6836	7008	6848	6826	6870	6800	6778	6734	6708	6538	6252	6024		448140	115532
2009-4-8	6836	6880	6698	6644	6654	6674	6632	6734	6604	6400	6354	6024		463920	94806
2009-4-9	6836	6872	6734	6748	6712	6670	6644	6734	6630	6294	6354	6386		362116	95644
2009-4-10	7050	6862	6748	6786	6778	6732	6728	6734	6732	6294	6354	6624		292012	82996
2009-4-13	7050	6780	6674	6626	6778	6606	6576	6606	6600	6640	6496	6624		304668	84508
2009-4-14	7050	6838	6666	6684	6710	6638	6696	6728	6600	6602	6496	6682		399304	96260
2009-4-15	7050	6972	6864	6870	6880	6840	6858	6848	6786	6860	6578	6886		308192	108524
2009-4-16		7210	7064	7122	7080	7124	7074	7032	6942	6976	6632	6886	6526	317214	118344
2009-4-17		7174	7004	7058	7000	7048	7008	6934	6952	7010	6786	6886	6526	311802	100902
2009-4-20		7218	7106	7174	7162	7172	7118	7070	7050	7022	6640	6886	6788	406988	118334
2009-4-21		7230	7058	6998	7020	6944	6922	6878	6898	7022	6498	6886	6498	453950	144078
2009-4-22		7362	7112	7118	7066	7014	6986	6890	6898	7022	6758	6968	6576	429998	138674
2009-4-23		7438	7144	7016	6984	6938	6954	6892	6910	6896	6758	6968	6800	310250	139180
2009-4-24		7480	7160	7054	6944	6946	6930	6902	6898	6894	6756	6968	6798	383660	141000
2009-4-27		7624	7370	7204	7124	7108	7088	7116	6950	7056	6916	6974	6958	630248	160670
2009-4-28		7832	7566	7436	7382	7346	7324	7350	7216	7264	7120	7254	7238	627642	190478
2009-4-29		7978	7448	7412	7392	7366	7294	7238	7202	7152	7240	7190	7174	721750	195060
2009-4-30		7978	7562	7430	7396	7340	7246	7160	7182	7160	7272	7190	7338	517000	162732

VI Brief News

On April 15, 2009, Zhengzhou Commodity Exchange announced the basic price of pure terephthalic acid (to be listed on April 16, 2009) as: 6690 Yuan per ton for TA004.



地址：郑州市未来路69号
网址：<http://www.czce.com.cn>