



Zhengzhou  
Commodity Exchange

# *MONTHLY REPORT*

5

## Contents

<b>I</b>	<b>Market Summary.....</b>	<b>3</b>
<b>II</b>	<b>Wheat, Cotton , Sugar ,PTA ,Rapeseed Oil and Early Rice Price Charts.....</b>	<b>4</b>
<b>III</b>	<b>Trading Volume, Turnover, Open Interest and Physical Delivery.</b>	<b>7</b>
<b>IV</b>	<b>List of Quotations.....</b>	<b>8</b>
<b>V</b>	<b>Daily Settlement Price by Contracts.....</b>	<b>10</b>

## **I Market Summary**

In May, the prices of strong gluten wheat futures contracts fell. The active contract WS909 ranged from 2088 to 2133 Yuan per ton, the largest range was 45 Yuan per ton. The month-end price of WS909 closed at 2091 Yuan per ton, falling 26 Yuan per ton over last month and down 1.23% over last month.

In May, the prices of cotton futures contracts rose first and then fell. The active contract CF909 ranged from 13010 to 13710 Yuan per ton, the largest range was 700 Yuan per ton. The month-end price of CF909 closed at 13060 Yuan per ton, falling 185 Yuan per ton over last month and down 1.40% over last month.

In May, the prices of the white sugar futures contracts corrected. The active contract SR001 ranged from 4119 to 4256 Yuan per ton, the largest range was 137 Yuan per ton. The month-end price of SR001 closed at 4169 Yuan per ton, rising 8 Yuan per ton over last month and up 0.19% over last month.

In May, the prices of PTA futures contracts fell. The active contract TA909 ranged from 6780 to 7444 Yuan per ton, the largest range was 664 Yuan per ton. The month-end price of TA909 closed at 6804 Yuan per ton, falling 508 Yuan per ton over last month and down 6.95% over last month.

In May, the prices of the rapeseed oil futures contracts moved higher with a gap and then corrected. The active contract R0909 ranged from 7478 to 8056 Yuan per ton, the largest range was 578 Yuan per ton. The month-end price of R0909 closed at 7626 Yuan per ton, rising 208 Yuan per ton over last month and up 2.80% over last month.

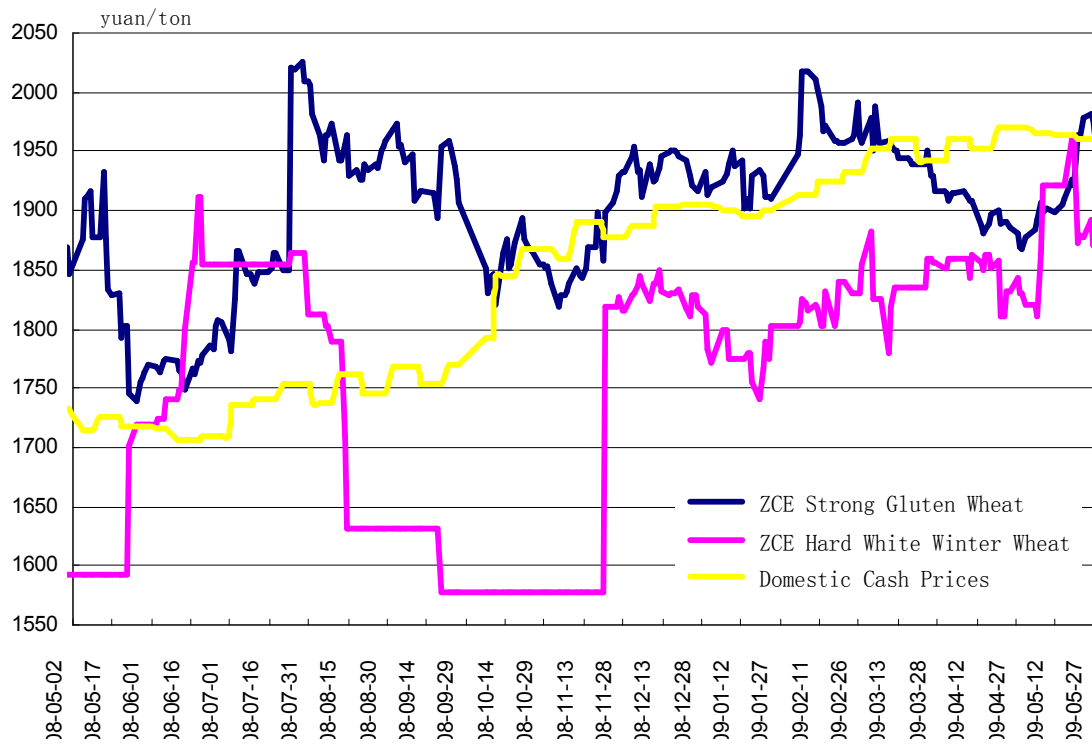
In May, the prices of early long non-glutinous rice futures contracts corrected in a narrow range after falling narrowly. The active contract R0909 ranged from 2025 to 2050 Yuan per ton, the largest range was 25 Yuan per ton. The month-end price of R0909 closed at 2027 Yuan per ton, falling 11 Yuan per ton over last month and down 0.54% over last month..

The total trading volume in May was 19,516,380 contracts, among them, strong gluten wheat was traded at 689,360 contracts, hard white wheat was traded at 2,034 contracts, cotton was traded at 331,660 contracts, white sugar was traded at 7,072,904 contracts, PTA was traded at 7,899,932 contracts, rapeseed oil was traded at 3,421,972 contracts and early long non-glutinous rice was traded at 98,518 contracts. As of May 27, the total open interest was 1,029,376 contracts with strong gluten wheat 166,926 contracts, hard white wheat 2,318 contracts, cotton 47,420 contracts, white sugar 548,784

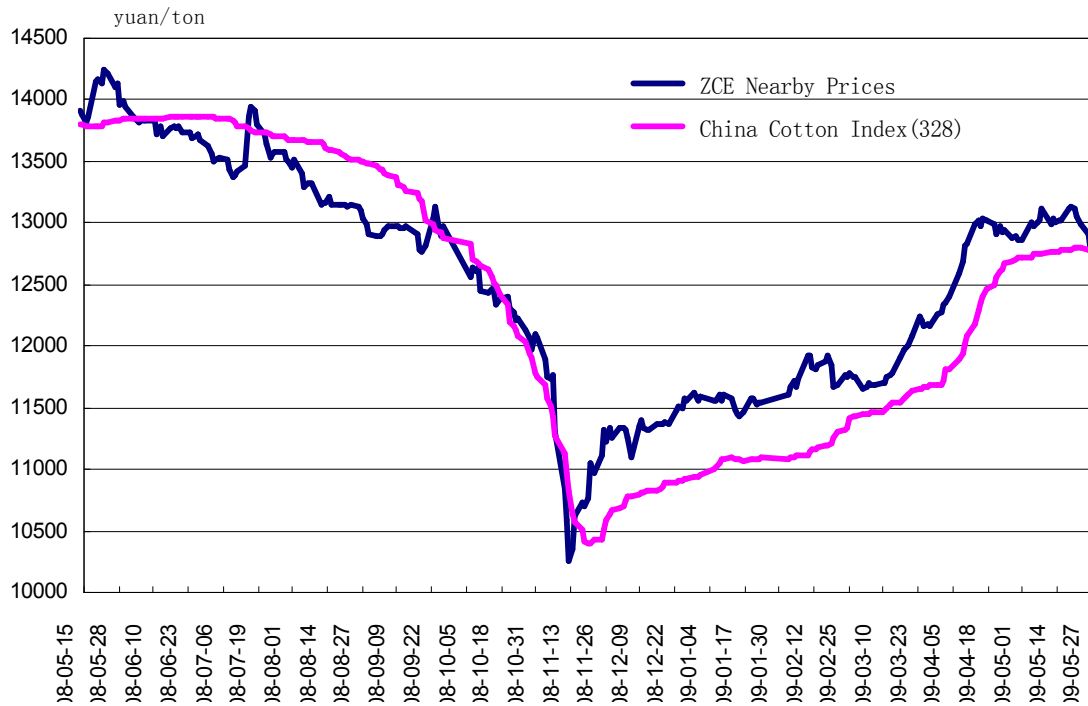
contracts, PTA 115,686 contracts, rapeseed oil 141,696 contracts and early long non-glutinous rice 6,546 contracts.

## II Wheat, Cotton , Sugar ,PTA and Rapeseed Oil Price Charts

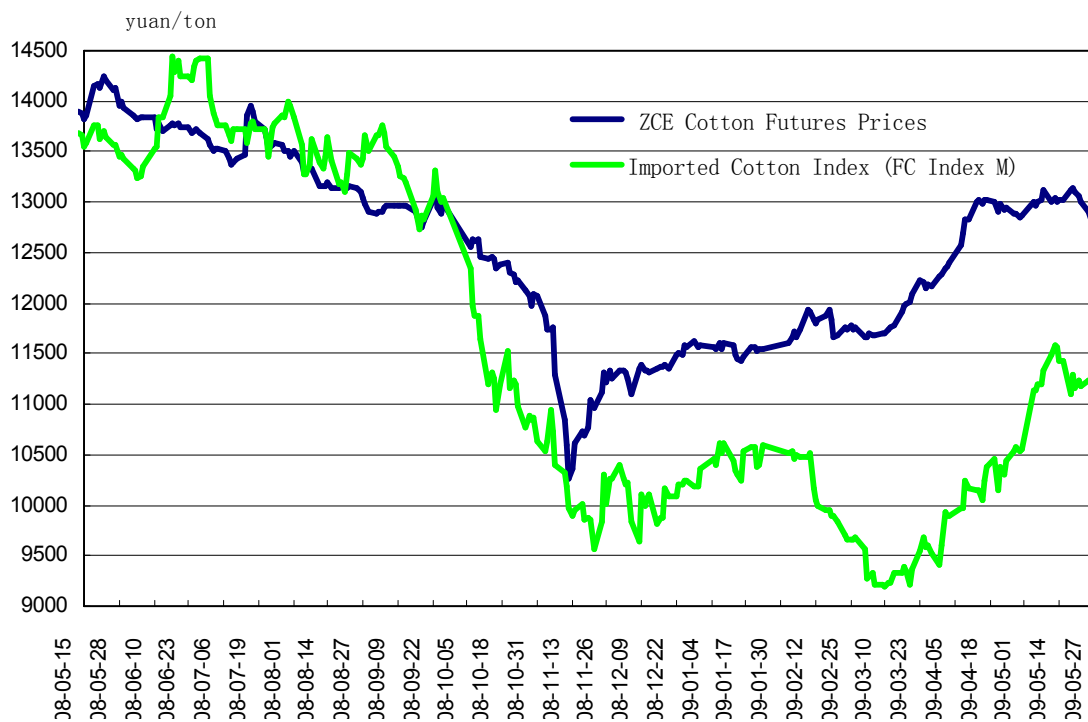
**ZCE Wheat Futures Prices vs Domestic Cash Prices Chart**



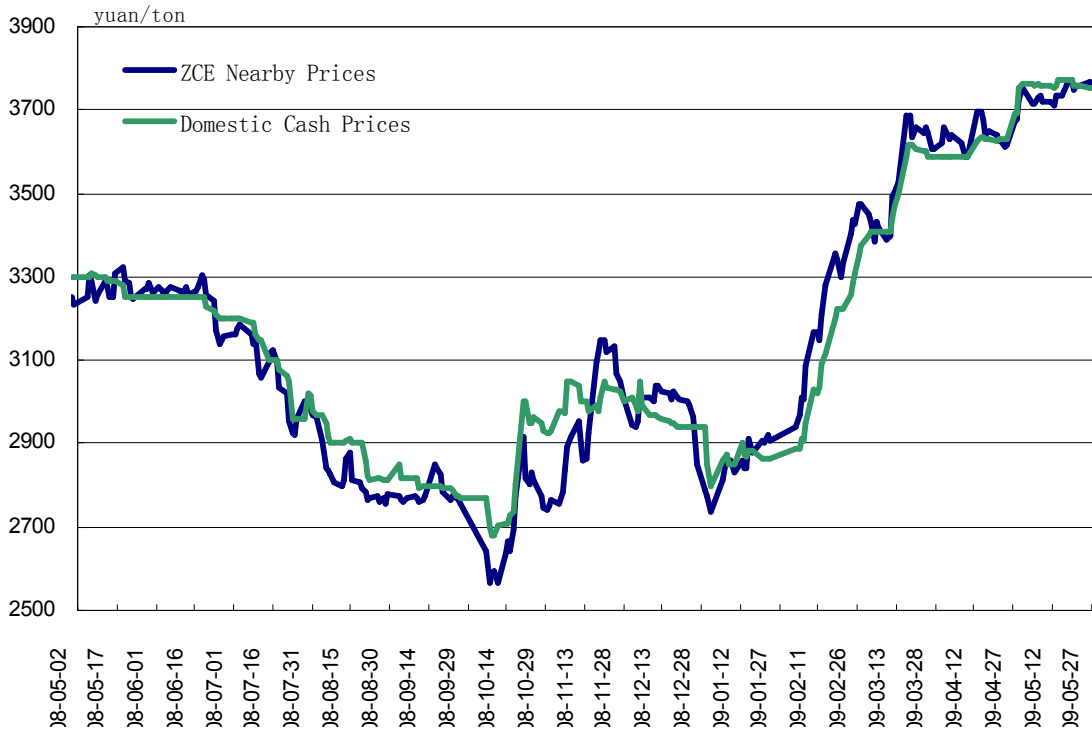
**ZCE Cotton Futures vs China Cotton Index Chart**



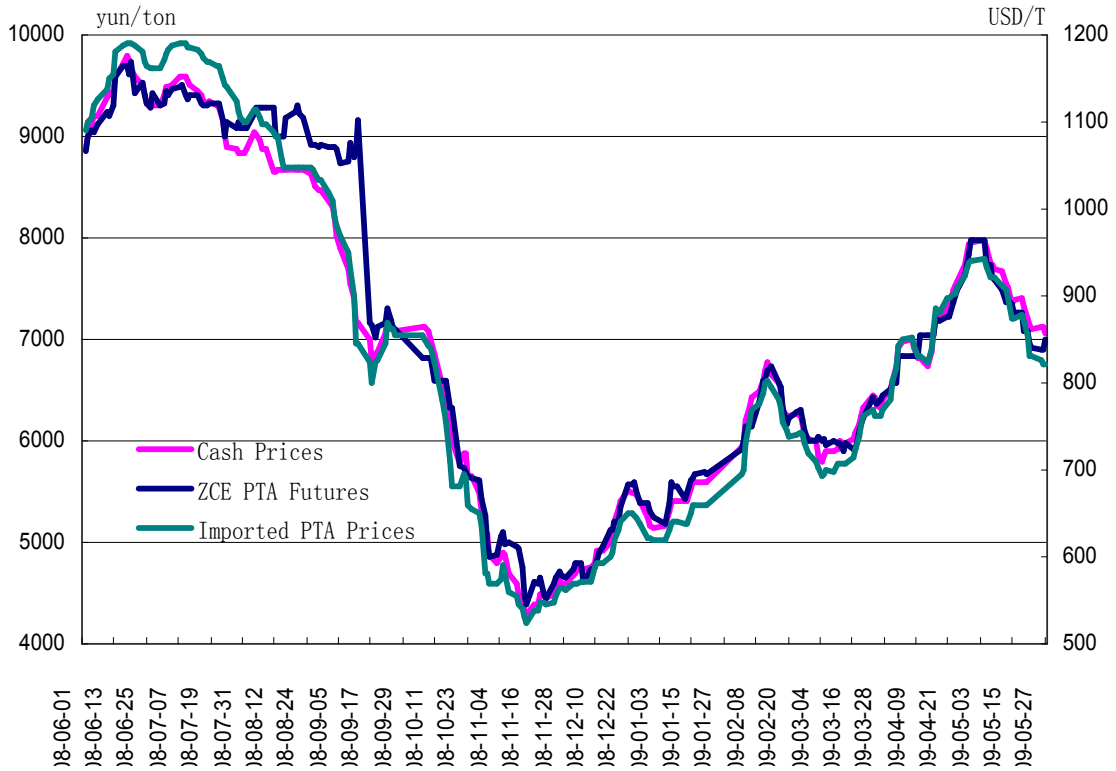
**ZCE Cotton Futures Prices vs Imported Cotton Prices**



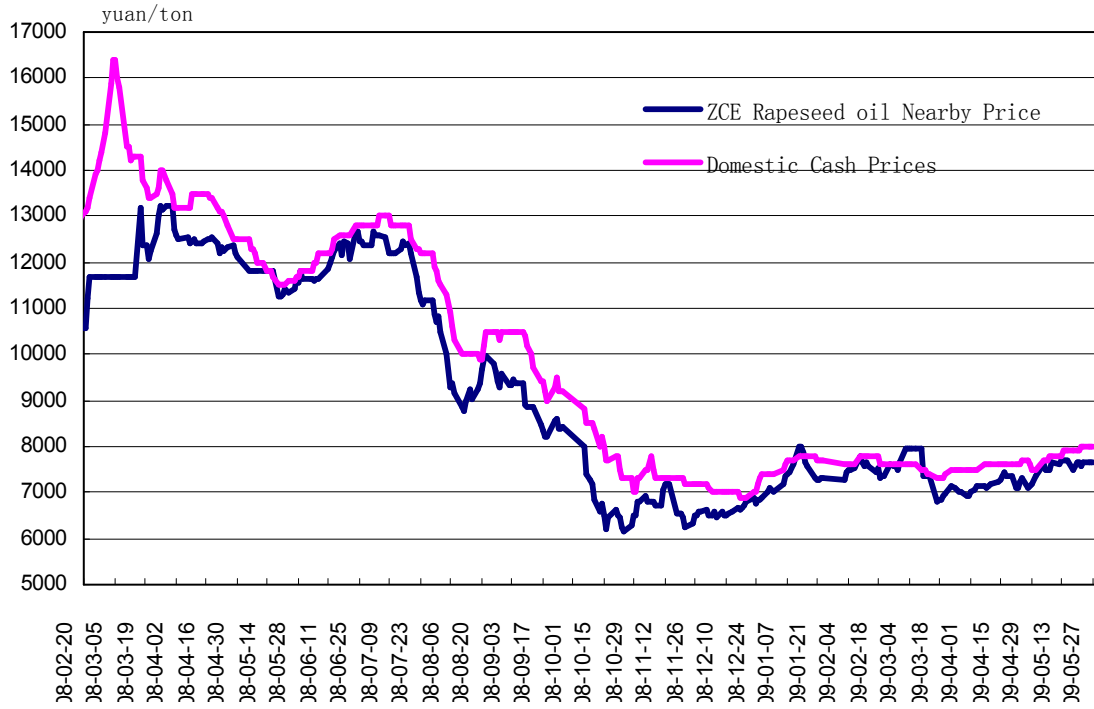
### ZCE Sugar Futures Prices vs Domestic Cash Prices Chart



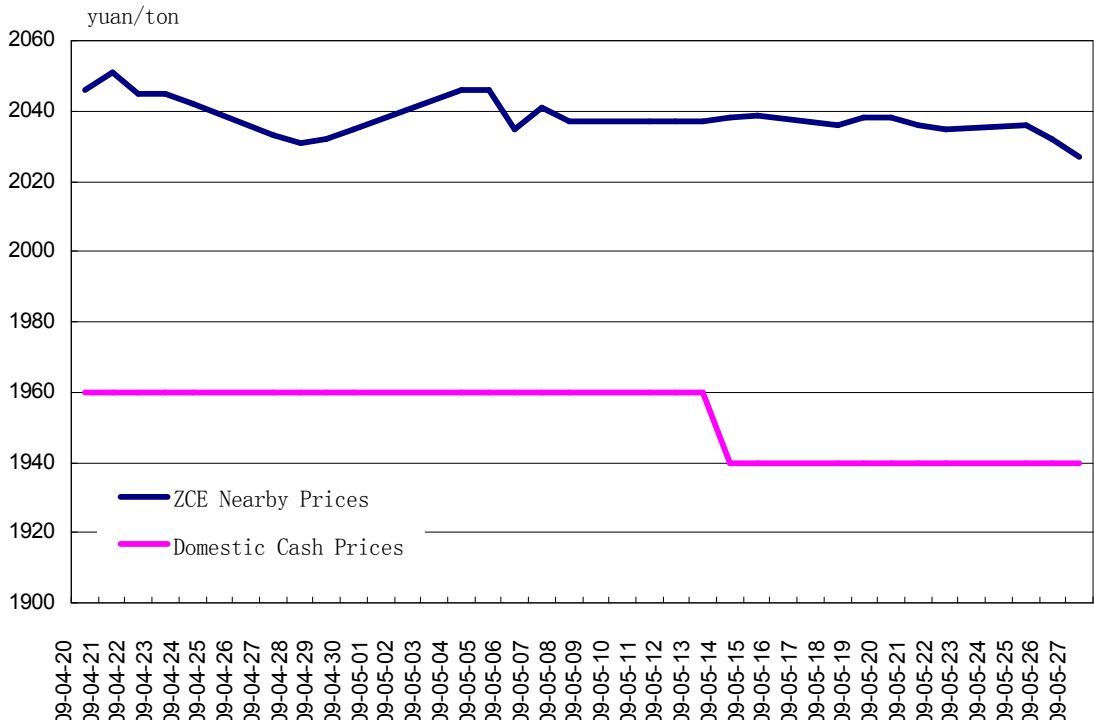
### ZCE PTA Futures vs PTA Cash Prices Chart



### ZCE Rapeseed Oil Futures Prices vs Domestic Cash Prices Chart



### ZCE Early Rice Futures Prices vs Domestic Cash Prices Chart



### III Trading Volume, Turnover, Open Interest and Physical Delivery

#### Trading Volume

Trading Volume	May-09	May-08	Change%	Jan'- May' 2009	Jan'- May' 2008	Change%
<b>Cotton No.1</b>	331,660	306,922	8.06%	1,988,942	3,439,376	-42.17%
<b>Early Rice</b>	98,518	-	-	405,918	-	-
<b>Rapeseed Oil</b>	3,421,972	1221642	180.11%	14,518,134	4289514	238.46%
<b>Sugar</b>	7,072,904	23,901,050	-70.41%	107,159,942	122,744,640	-12.70%
<b>PTA</b>	7,899,932	755,104	946.20%	29,785,154	5,583,438	433.46%
<b>Strong Gluten Wheat</b>	689,360	4,647,022	-85.17%	10,266,614	26,715,496	-61.57%
<b>Hard White Winter Wheat</b>	2,034	34,752	-94.15%	21,980	72,434	-69.66%
<b>Total</b>	19,516,380	30,866,492	-36.77%	164,146,684	162,844,898	0.80%

#### Turnover

Turnover	May-09	May-08	Change%	Jan'- May' 2009	Jan'- May' 2008	Change%
<b>Cotton No.1</b>	2,197,726	2,261,163	-2.81%	12,321,276	26,423,512	-53.37%
<b>Early Rice</b>	200,876	-	-	830,134	-	-
<b>Rapeseed Oil</b>	13,340,416	7154284	86.47%	52,155,606	26187489	99.16%
<b>Sugar</b>	29,241,927	92,518,638	-68.39%	391,130,816	502,090,745	-22.10%
<b>PTA</b>	27,943,459	3,234,038	764.04%	97,201,011	21,975,170	342.32%
<b>Strong Gluten Wheat</b>	1,459,802	9,462,685	-84.57%	21,685,925	55,865,809	-61.18%
<b>Hard White Winter Wheat</b>	3,845	62,855	-93.88%	41,265	130,534	-68.39%
<b>Total</b>	74,388,051	114,693,663	-35.14%	575,366,033	632,673,259	-9.06%

Note: 1. Turnover in 10,000 Yuan; 2. Turnover includes buy and sell ; 3. EFPs included .

#### Open Interest

Open Interest	May-09	May-08	Change%	Apr -09	Change%
<b>Cotton No.1</b>	47,420	92,920	-48.97%	62,630	-24.29%
<b>Early Rice</b>	6,546	-	-	8,932	-26.71%
<b>Rapeseed Oil</b>	141,696	37466	278.20%	149,716	-5.36%
<b>Sugar</b>	548,784	829,406	-33.83%	614,864	-10.75%
<b>PTA</b>	115,686	71,074	62.77%	162,732	-28.91%
<b>Strong Gluten Wheat</b>	166,926	254,978	-34.53%	166,646	0.17%
<b>Hard White Winter Wheat</b>	2,318	12,180	-80.97%	2,724	-14.90%
<b>Total</b>	1,029,376	1,298,024	-20.70%	1,168,244	-11.89%

#### Physical Delivery

	May2009 Delivery Volume	May2009 EFPs	May2008 Delivery Volume	May2008 EFPs	Jan'- May' 2009	Jan'- May' 2008
<b>CF</b>	0	0	0	0	0	0
<b>ER</b>	2258	1447	4075	730	8,645	9137
<b>RO</b>	6652	780	8560	1066	12,210	16508
<b>SR</b>	3,165	1386	22456	0	13,964	58149
<b>TA</b>	2912	1070	9697	0	9,343	18,001
<b>WS</b>	143	0	67	0	1394	169
<b>WT</b>	17,842	6195	53191	3604	53,680	119,560
<b>Total</b>	0	0	0	0	0	0

Note: 1. Unit: open interest in contract; 2. Open interest includes buy and sell; 3. Contract size of wheat: 10 tons, contract size of cotton: 5 tons.

#### IV List of Quotations

Contract	Open	High	Low	Close	Month-end O.I	Change	Month-end Settlement	Volume	Turnover
CF905	13000	13160	12830	13015	0	-6146	13020	5,448	3.547
CF907	13200	13320	12720	12770	14,380	-27270	12765	124,132	81.193
CF909	13385	13710	13010	13060	23,592	14302	13055	181,204	121.261
CF911	13120	13170	12980	13000	1,250	42	13020	2,792	1.826
CF001	13230	13660	13080	13125	6,388	2508	13120	13,976	9.211
CF003	13240	13600	13200	13275	1,752	1296	13265	3,866	2.572
CF005	13365	13570	13200	13435	58	58	13415	242	0.163
<b>Subtotal</b>	-	-	-	-	<b>47,420</b>	-	-	<b>331,660</b>	<b>219.773</b>
ER909	2045	2050	2025	2027	6,310	-2146	2027	97,524	19.881
ER911	2048	2108	2032	2052	52	-14	2080	114	0.023
ER001	2093	2098	2062	2068	136	-224	2072	782	0.163
ER003	2085	2100	2085	2090	48	-2	2090	94	0.02
ER005	2144	2144	2099	2099	0	0	2122	4	0.001
<b>Subtotal</b>	-	-	-	-	<b>6,546</b>	-	-	<b>98,518</b>	<b>20.088</b>
GN905	0	0	0	0	0	0		0	0
GN907	0	0	0	0	0	0		0	0
GN909	0	0	0	0	0	0		0	0
GN911	0	0	0	0	0	0		0	0
GN001	0	0	0	0	0	0		0	0
GN003	0	0	0	0	0	0		0	0
<b>Subtotal</b>	-	-	-	-	<b>0</b>	-	-	<b>0</b>	<b>0</b>
RO905	7700	7882	7400	7850	0	-11336	7716	8,030	3.089
RO907	7754	7920	7434	7542	280	-484	7636	1,368	0.525
RO909	7690	8056	7478	7626	113,980	-16606	7644	3,303,734	1,288.20

RO911	7700	7976	7514	7650	1,814	-416	7654	740	0.286
RO001	7746	7968	7450	7712	24,542	20490	7730	106,024	41.126
RO003	7770	7996	7508	7752	568	-180	7752	1,502	0.59
RO005	7994	8018	7690	7838	512	512	7800	574	0.224
<b>Subtotal</b>	-	-	-	-	<b>141,696</b>	-	-	<b>3,421,972</b>	<b>1,334.042</b>
SR905	3728	3860	3695	3730	0	-18258	3734	13,570	5.05
SR907	3843	3843	3732	3769	20,964	-2638	3764	20,000	7.546
SR909	3903	3930	3798	3842	198,854	-119380	3841	974,038	375.313
SR911	3955	3960	3866	3918	5,086	-50	3918	14,812	5.802
SR001	4209	4256	4119	4169	264,988	63686	4172	5,873,770	2,454.81
SR003	4230	4270	4137	4187	11,058	-1684	4191	13,504	5.67
SR005	4290	4410	4210	4267	35,254	8006	4270	139,688	59.702
SR007	4315	4388	4253	4313	6,468	1892	4311	7,398	3.193
SR009	4404	4598	4280	4397	5,164	1398	4398	14,916	6.571
SR011	4205	4462	4205	4414	948	948	4420	1,208	0.534
<b>Subtotal</b>	-	-	-	-	<b>548,784</b>	-	-	<b>7,072,904</b>	<b>2,924.193</b>
TA905	8080	8090	7202	7350	0	-11006	7256	13,928	5.313
TA906	7700	7766	6800	6850	672	-1206	7010	3,178	1.164
TA907	7574	7582	6856	6856	236	-58	6856	1,984	0.717
TA908	7520	7752	6856	6862	206	102	6882	1,906	0.69
TA909	7330	7444	6780	6804	102,534	-34372	6826	7,863,754	2,781.11
TA910	7216	7348	6800	6804	3,008	-336	6810	2,622	0.918
TA911	7210	7256	6788	6812	1,708	-232	6842	1,364	0.481
TA912	7150	7232	6760	6868	3,004	-1028	6846	3,390	1.196
TA001	7440	7440	6788	6886	844	8	6858	956	0.334
TA002	7104	7200	6700	6828	486	10	6850	3,228	1.135
TA003	7120	7366	6862	6868	2,594	1080	6884	1,278	0.455
TA004	7338	7380	6880	6920	382	-20	7018	2,222	0.788
TA005	7300	7300	6780	6940	12	12	7010	122	0.043
<b>Subtotal</b>	-	-	-	-	<b>115,686</b>	-	-	<b>7,899,932</b>	<b>2,794.346</b>
WS905	1876	1930	1876	1922	0	-6392	1922	3,448	0.655
WS907	1929	1992	1920	1961	4,066	-2866	1962	8,572	1.673
WS909	2125	2133	2088	2091	93,070	-9446	2094	553,684	116.962
WS911	2126	2127	2095	2097	2,766	-434	2099	960	0.202
WS001	2165	2169	2122	2124	38,096	12122	2126	95,390	20.464
WS003	2175	2175	2137	2139	1,490	-434	2140	492	0.106
WS005	2218	2224	2163	2163	19,484	7468	2172	20,288	4.451
WS007	2173	2179	2152	2156	3,244	-198	2158	1,314	0.285
WS009	2294	2296	2243	2243	4,696	446	2251	5,190	1.178
WS011	2251	2251	2202	2225	14	14	2229	22	0.005
<b>Subtotal</b>	-	-	-	-	<b>166,926</b>	-	-	<b>689,360</b>	<b>145.980</b>
WT905	1810	1960	1810	1960	0	-18	1960	170	0.031
WT907	1852	1900	1816	1875	38	-14	1869	142	0.027

WT909	1851	1908	1851	1878	254	-208	1877	950	0.178
WT911	1923	1948	1895	1908	436	-2	1909	82	0.016
WT001	1932	1955	1906	1923	1,458	-4	1919	310	0.06
WT003	1961	1968	1870	1939	4	-2	1907	178	0.034
WT005	2006	2009	1929	1936	128	128	1932	202	0.039
<b>Subtotal</b>	-	-	-	-	<b>2,318</b>	-	-	<b>2,034</b>	<b>0.384</b>
<b>Total</b>	-	-	-	-	<b>1,029,376</b>	-	-	<b>19,516,380</b>	<b>7,438.805</b>

Note: 1. Price: Yuan/ton ; 2. Trading volume and month-end open interest in contract ; 3. Turnover :10,000 Yuan ; 4. Trading volume、turnover and Month-end open interest include buy and sell ; 5. EFPs not included.

## V Daily Settlement Price by Contracts

Cotton No. 1 (CF)												
Date	905	907	909	911	001	003	005		Vol	O. I.		
2009-5-4	13005	13165	13425	13095	13175	13285			26832	65796		
2009-5-5	12970	13105	13375	13050	13135	13260			8780	65790		
2009-5-6	13010	13150	13475	13115	13165	13280			24120	69928		
2009-5-7	13020	13165	13530	13130	13195	13310			18564	71732		
2009-5-8	13115	13235	13620	13140	13205	13320			29796	79026		
2009-5-11	12995	13150	13480	13025	13130	13240			27042	66856		
2009-5-12	13035	13170	13515	13110	13250	13325			14440	68634		
2009-5-13	13005	13140	13465	13060	13180	13305			14978	66366		
2009-5-14	13015	13130	13440	13070	13160	13275			13114	66668		
2009-5-15	13020	13140	13490	13100	13205	13315			14398	62040		
2009-5-18		13120	13460	13100	13180	13300	13430		11110	63552		
2009-5-19		13140	13490	13085	13220	13330	13430		9654	61586		
2009-5-20		13110	13445	13080	13190	13315	13460		10852	60214		
2009-5-21		13060	13340	13050	13180	13295	13345		21806	63906		
2009-5-22		12995	13295	13070	13175	13285	13400		11382	59094		
2009-5-25		12905	13195	13025	13175	13340	13500		28998	52594		
2009-5-26		12790	13095	13015	13155	13310	13425		30482	48734		
2009-5-27		12765	13055	13020	13120	13265	13415		15312	47420		
Strong Gluten Wheat (WS)												
Date	905	907	909	911	001	003	005	007	009	011	Vol	O. I.
2009-5-4	1884	1928	2126	2125	2163	2175	2219	2172	2290		68410	170148
2009-5-5	1892	1930	2119	2116	2156	2175	2213	2168	2285		39528	167076
2009-5-6	1906	1942	2121	2118	2155	2175	2209	2171	2282		44800	169162
2009-5-7	1899	1940	2121	2119	2158	2173	2214	2171	2285		48776	169702
2009-5-8	1902	1937	2114	2112	2150	2172	2207	2170	2280		28322	169182
2009-5-11	1899	1936	2107	2108	2143	2164	2201	2168	2275		51376	174738
2009-5-12	1900	1939	2107	2108	2145	2164	2201	2168	2275		25826	169518
2009-5-13	1901	1939	2099	2101	2136	2157	2190	2167	2267		55368	178202

2009-5-14	1905	1943	2112	2111	2147	2161	2196	2169	2270		60036	182586
2009-5-15	1910	1943	2112	2111	2149	2161	2194	2169	2269		36632	177602
2009-5-18	1926	1957	2115	2113	2150	2162	2195	2165	2269		35284	177902
2009-5-19	1922	1968	2112	2112	2147	2162	2193	2171	2268		16900	173468
2009-5-20		1963	2109	2109	2145	2159	2191	2163	2264	2270	22912	172566
2009-5-21		1960	2107	2109	2143	2160	2189	2163	2264	2251	19066	171326
2009-5-22		1979	2108	2109	2144	2155	2192	2165	2265	2241	19558	171338
2009-5-25		1981	2112	2113	2149	2159	2195	2173	2271	2231	32152	172876
2009-5-26		1976	2106	2106	2141	2154	2189	2168	2268	2236	41490	170592
2009-5-27		1962	2094	2099	2126	2140	2172	2158	2251	2229	42924	166926

### Hard White Winter Wheat (WT)

Date	905	907	909	911	001	003	005	Vol	O. I.
2009-5-4	1820	1852	1876	1911	1939	1945		168	2730
2009-5-5	1810	1862	1875	1896	1932	1935		188	2702
2009-5-6	1865	1818	1873	1896	1930	1935		226	2672
2009-5-7	1921	1863	1870	1898	1921	1919		202	2642
2009-5-8	1921	1863	1870	1897	1924	1919		72	2620
2009-5-11	1921	1856	1875	1896	1918	1915		204	2510
2009-5-12	1921	1849	1875	1896	1918	1916		54	2470
2009-5-13	1921	1866	1874	1896	1932	1926		112	2462
2009-5-14	1921	1850	1876	1898	1929	1936		40	2476
2009-5-15	1921	1852	1881	1898	1926	1926		56	2464
2009-5-18	1960	1856	1878	1898	1926	1926		18	2462
2009-5-19	1960	1856	1876	1899	1926	1926		8	2174
2009-5-20		1873	1876	1924	1926	1950	1994	146	2188
2009-5-21		1879	1876	1906	1926	1950	1979	14	2188
2009-5-22		1877	1876	1905	1930	1939	1946	70	2198
2009-5-25		1892	1878	1914	1930	1923	1959	136	2220
2009-5-26		1871	1881	1912	1922	1907	1941	108	2244
2009-5-27		1869	1877	1909	1919	1920	1932	212	2318

### SR White Sugar (SR)

Date	905	907	909	911	001	003	005	007	009	011	Vol	O. I.
2009-5-4	3716	3790	3866	3916	4153	4186	4237	4275	4366		849748	589494
2009-5-5	3715	3766	3850	3898	4148	4159	4232	4273	4359		626814	589652
2009-5-6	3731	3772	3852	3900	4156	4171	4243	4284	4368		317266	583850
2009-5-7	3733	3783	3867	3924	4182	4197	4265	4302	4394		426098	587212
2009-5-8	3720	3771	3855	3912	4181	4194	4264	4303	4390		332900	589696
2009-5-11	3718	3765	3847	3913	4173	4188	4255	4302	4383		246712	585104
2009-5-12	3711	3755	3841	3906	4165	4181	4246	4289	4382		303102	576666
2009-5-13	3736	3781	3864	3942	4222	4251	4311	4351	4437		757560	649568
2009-5-14	3734	3777	3854	3927	4218	4236	4315	4356	4463		461964	619816
2009-5-15	3734	3785	3863	3938	4229	4241	4323	4367	4455		237426	603770

2009-5-18		3767	3844	3918	4187	4205	4283	4327	4417	4421	400642	586684
2009-5-19		3773	3856	3935	4204	4222	4302	4348	4437	4449	276164	576712
2009-5-20		3751	3822	3897	4170	4188	4269	4321	4411	4424	491076	589070
2009-5-21		3756	3828	3903	4172	4190	4271	4320	4411	4422	235162	587790
2009-5-22		3760	3837	3907	4173	4191	4273	4319	4412	4420	196730	576430
2009-5-25		3742	3818	3889	4140	4165	4242	4285	4383	4404	298520	594748
2009-5-26		3766	3838	3904	4164	4174	4260	4294	4396	4429	409380	581096
2009-5-27		3764	3841	3918	4172	4191	4270	4311	4398	4420	205640	548784

### Rapeseed Oil (RO)

Date	905	907	909	911	001	003	005	Vol	O. I.
2009-5-4	7594	7686	7732	7768	7804	7894		131234	160304
2009-5-5	7484	7584	7664	7682	7722	7776		212430	155534
2009-5-6	7500	7684	7776	7770	7808	7816		292102	180090
2009-5-7	7506	7764	7856	7882	7866	7898		260712	188528
2009-5-8	7648	7800	7842	7882	7830	7884		304936	189068
2009-5-11	7614	7748	7866	7772	7770	7798		350154	181952
2009-5-12	7700	7760	7892	7852	7824	7842		266256	192696
2009-5-13	7702	7888	8004	7926	7926	7950		264812	196838
2009-5-14	7700	7768	7862	7848	7802	7870		180628	176536
2009-5-15	7716	7778	7872	7880	7832	7904		173790	167266
2009-5-18		7474	7570	7556	7514	7584	7900	182150	164266
2009-5-19		7644	7694	7660	7658	7644	7994	144632	162922
2009-5-20		7640	7750	7732	7732	7652	7868	153356	165440
2009-5-21		7580	7700	7722	7706	7730	7752	132714	158902
2009-5-22		7656	7726	7736	7734	7794	7800	116486	153598
2009-5-25		7656	7720	7750	7786	7804	7806	87552	152340
2009-5-26		7640	7682	7698	7800	7850	7806	97214	144120
2009-5-27		7636	7644	7654	7730	7752	7806	70814	141696

### Early Rice (ER)

Date	909	911	001	003	005	Vol	O. I.
2009-5-4	2046	2049	2095	2092		11394	12398
2009-5-5	2046	2049	2095	2092		11394	12398
2009-5-6	2035	2051	2092	2092		5226	10446
2009-5-7	2041	2051	2092	2095		6822	11598
2009-5-8	2037	2060	2084	2100		5020	10110
2009-5-11	2037	2078	2078	2097		2382	9642
2009-5-12	2037	2070	2089	2090		12548	10280
2009-5-13	2037	2060	2084	2099		7456	9790
2009-5-14	2038	2060	2087	2099		5008	9870
2009-5-15	2039	2055	2089	2100		6368	10130
2009-5-18	2036	2056	2085	2100		8366	8842
2009-5-19	2038	2056	2084	2098		1914	8818

2009-5-20	2038	2056	2080	2098	2100	3778	9002
2009-5-21	2036	2056	2082	2096	2098	2756	8024
2009-5-22	2035	2053	2083	2097	2122	1298	8180
2009-5-25	2036	2053	2083	2099	2122	4796	7138
2009-5-26	2032	2080	2080	2090	2113	1836	6802
2009-5-27	2027	2080	2072	2090	2110	1774	6546

#### PTA (TA)

Date	905	906	907	908	909	910	911	912	001	002	003	004	005	Vol	O. I.
2009-5-4	7970	7678	7512	7452	7356	7306	7214	7150	7306	7272	7190	7340		790764	147678
2009-5-5	7736	7588	7458	7506	7240	7206	7160	7070	7128	7104	7120	7270		436058	144834
2009-5-6	7728	7504	7394	7290	7176	7126	7132	7078	7094	7104	7150	7270		476444	141436
2009-5-7	7606	7560	7468	7322	7200	7120	7164	7116	7166	7104	7106	7176		662294	149872
2009-5-8	7602	7394	7394	7310	7162	7114	7130	7086	7096	7104	7106	7106		417420	137422
2009-5-11	7490	7370	7424	7398	7180	7164	7126	7128	7130	7104	7134	7134		419114	142770
2009-5-12	7364	7272	7322	7200	7062	7028	7038	6992	6998	7104	7350	7084		399544	131214
2009-5-13	7384	7294	7260	7200	7080	7080	7070	7064	7062	7104	7122	7108		232930	131528
2009-5-14	7338	7224	7066	6994	6914	6912	6878	6912	6890	6988	6944	6990		308132	138944
2009-5-15	7256	7136	7120	7146	6992	6948	6986	6994	7014	7018	6988	7100		592786	172708
2009-5-18		7258	7156	7152	7050	7036	7026	7042	7072	7084	7058	7136	7000	721482	156178
2009-5-19		7088	7124	7130	7030	7026	7036	6992	7084	7100	7058	7140	7000	524000	157374
2009-5-20		7074	7054	7024	6936	6940	6916	6920	6950	6936	6976	7124	7276	411128	139776
2009-5-21		6968	7054	7032	6926	6918	6922	6926	6964	6936	7000	7058	6998	436130	140140
2009-5-22		6920	6966	6918	6872	6886	6872	6888	6876	6922	6956	6986	6922	267482	130874
2009-5-25		6904	6880	6888	6816	6830	6816	6824	6822	6878	6866	6964	7000	252732	127262
2009-5-26		6888	7036	6944	6852	6860	6858	6868	6862	6796	6892	6992	6894	373874	127506
2009-5-27		7010	6856	6882	6826	6810	6842	6846	6858	6850	6884	7018	7010	177618	115686

## VI Brief News

On May 15, 2009, Zhengzhou Commodity Exchange announced the basic prices of cotton, pure terephthalic acid, rapeseed oil and white sugar (to be listed on May 18, 2009) as: 13300 Yuan per ton for CF005, 7000 Yuan per ton for TA005, 7900 Yuan per ton for R005, 4460 Yuan per ton for SR011.

On May 19, 2009, Zhengzhou Commodity Exchange announced the basic prices of hard white wheat, strong gluten wheat and early long non-glutinous rice (to be listed on May 20, 2009) as: 3000 Yuan per ton for 1930 Yuan per ton for WT005, 2270 Yuan per ton for WS011 and 2100 Yuan per ton for ER005.



地址：郑州市未来路69号  
网址：<http://www.czce.com.cn>