



Zhengzhou  
Commodity Exchange

*MONTHLY  
REPORT*

6

## Contents

<b>I</b>	<b>Market Summary .....</b>	<b>3</b>
<b>II</b>	<b>Wheat, Cotton , Sugar ,PTA ,Rapeseed Oil and Early Rice Price Charts.....</b>	<b>4</b>
<b>III</b>	<b>Trading Volume, Turnover, Open Interest and Physical Delivery</b>	<b>7</b>
<b>IV</b>	<b>List of Quotations .....</b>	<b>8</b>
<b>V</b>	<b>Daily Settlement Price by Contracts .....</b>	<b>10</b>

## I Market Summary

In June, the prices of strong gluten wheat futures contracts rose flatly. The active contract WS001 ranged from 2122 to 2165 Yuan per ton, the largest range was 43 Yuan per ton. The month-end price of WS001 closed at 2150 Yuan per ton, rising 26 Yuan per ton over last month and up 1.22% over last month.

In June, the prices of cotton futures contracts drop from high. The active contract CF909 ranged from 12890 to 13520 Yuan per ton, the largest range was 630 Yuan per ton. The month-end price of CF909 closed at 13290 Yuan per ton, rising 230 Yuan per ton over last month and up 1.76% over last month.

In June, the prices of the white sugar futures contracts fluctuated at a higher level. The active contract SR001 ranged from 4111 to 4276 Yuan per ton, the largest range was 165 Yuan per ton. The month-end price of SR001 closed at 4223 Yuan per ton, rising 54 Yuan per ton over last month and up 1.3% over last month.

In June, the prices of PTA futures contracts fluctuated within a limited range. The active contract TA909 ranged from 6638 to 7046 Yuan per ton, the largest range was 408 Yuan per ton. The month-end price of TA909 closed at 7012 Yuan per ton, rising 208 Yuan per ton over last month and up 3.06% over last month.

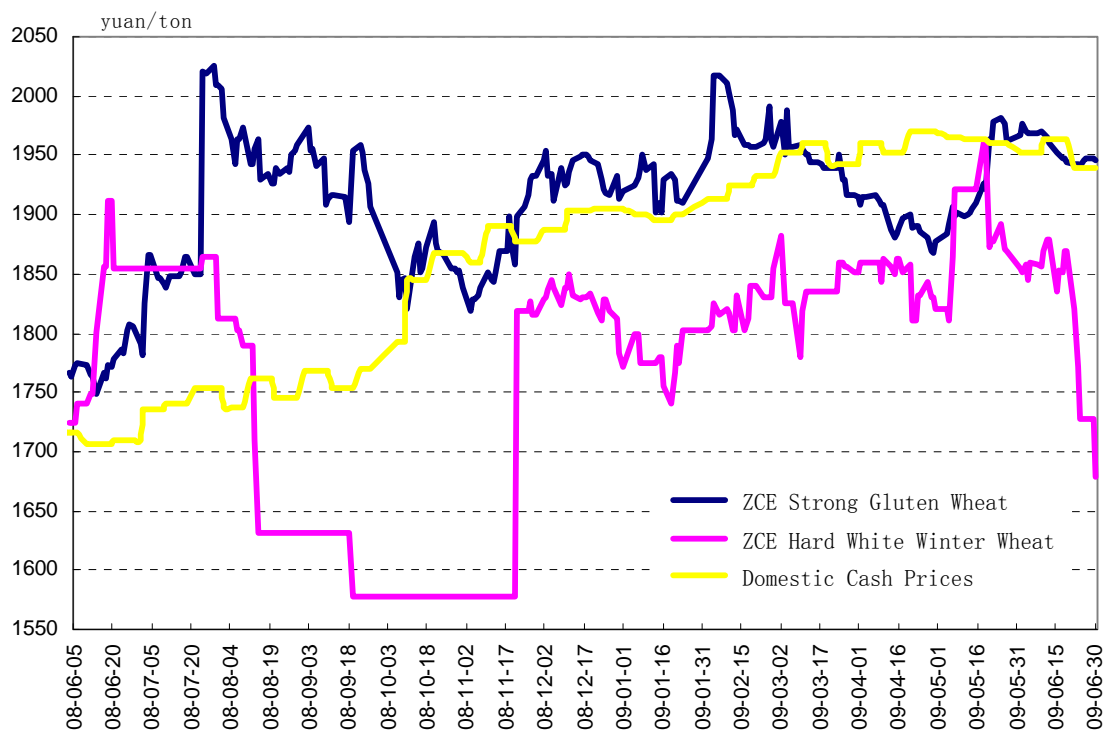
In June, the prices of the rapeseed oil futures contracts drop back. The active contract R0001 ranged from 7598 to 8188 Yuan per ton, the largest range was 590 Yuan per ton. The month-end price of R0001 closed at 7682 Yuan per ton, falling 30 Yuan per ton over last month and down 0.39% over last month.

In June, the prices of early long non-glutinous rice futures contracts rallied flatly after reaching the bottom price. The active contract ER909 ranged from 2027 to 2098 Yuan per ton, the largest range was 71 Yuan per ton. The month-end price of ER909 closed at 2066 Yuan per ton, rising 39 Yuan per ton over last month and up 1.92% over last month..

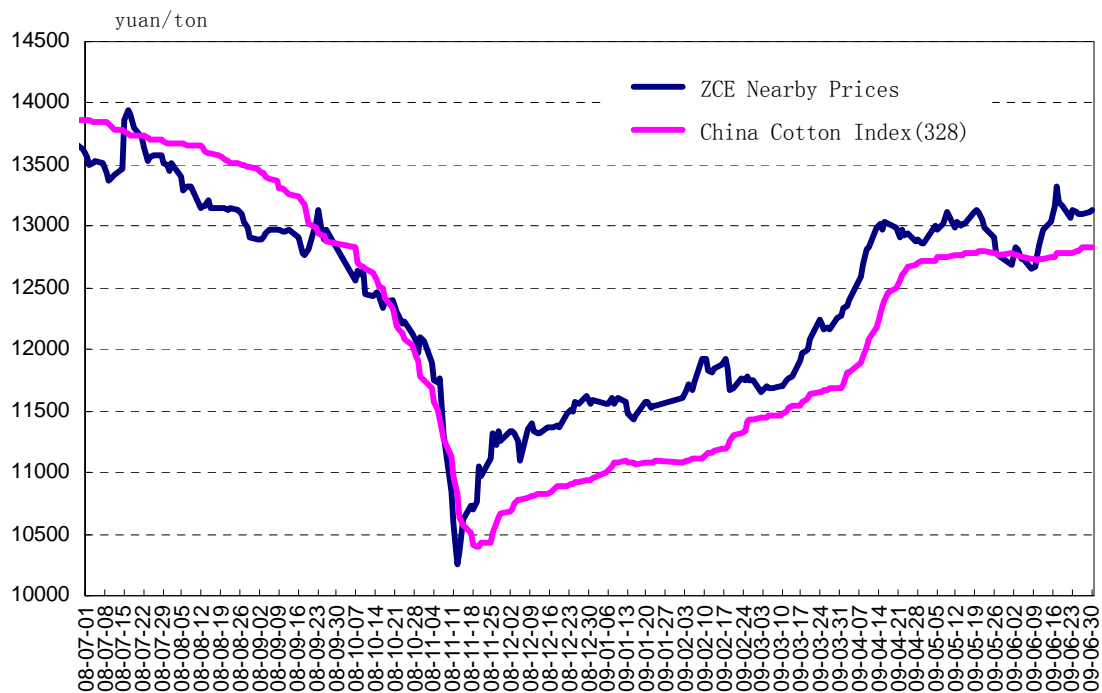
The total trading volume in June was 22,279,614 contracts, among them, strong gluten wheat was traded at 835,558 contracts, hard white wheat was traded at 1,344 contracts, cotton was traded at 454,260 contracts, white sugar was traded at 9,542,196 contracts, PTA was traded at 9,571,328 contracts, rapeseed oil was traded at 1,668,464 contracts and early long non-glutinous rice was traded at 206,464 contracts. As of June 30, the total open interest was 1,164,198 contracts with strong gluten wheat 173,458 contracts, hard white wheat 2,564 contracts, 39,138 cotton contracts, white sugar 618,334 contracts, PTA 182,542 contracts, rapeseed oil 133,414 contracts and early long non-glutinous rice 14,748 contracts.

## II Wheat, Cotton , Sugar ,PTA and Rapeseed Oil Price Charts

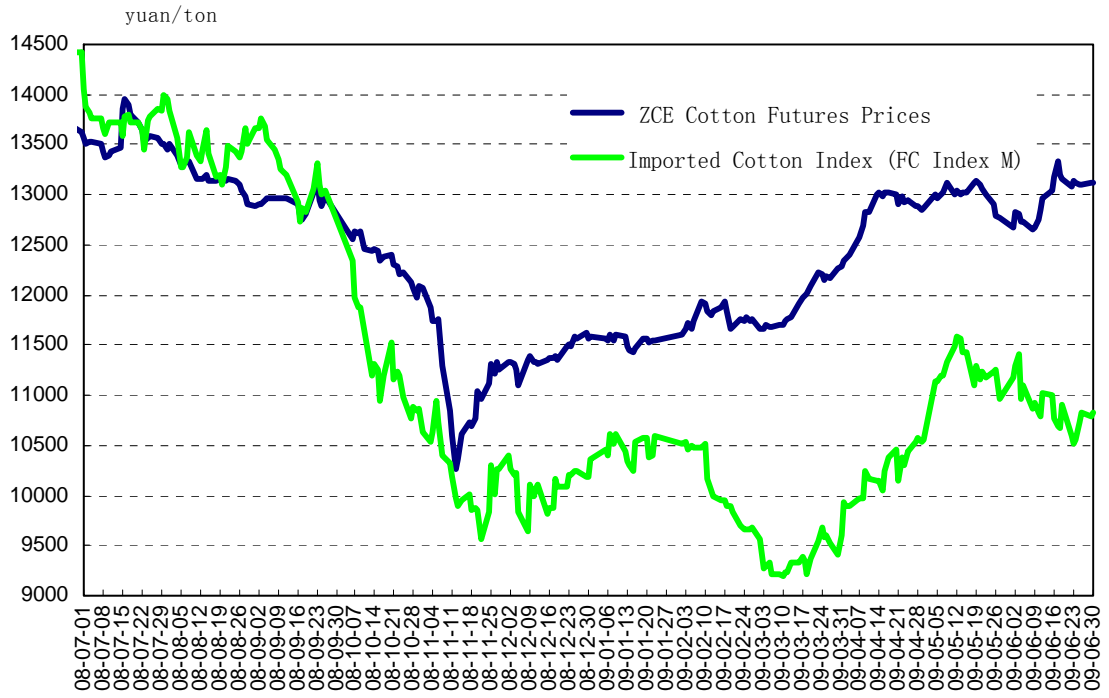
### ZCE Wheat Futures Prices vs Domestic Cash Prices Chart



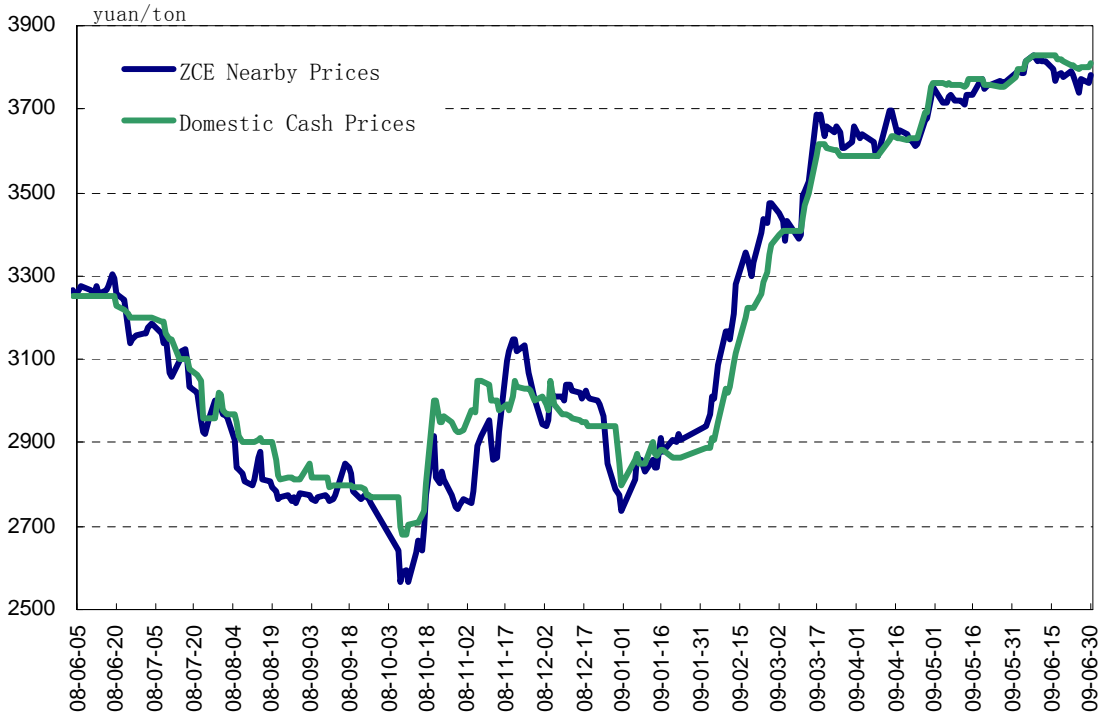
### ZCE Cotton Futures vs China Cotton Index Chart



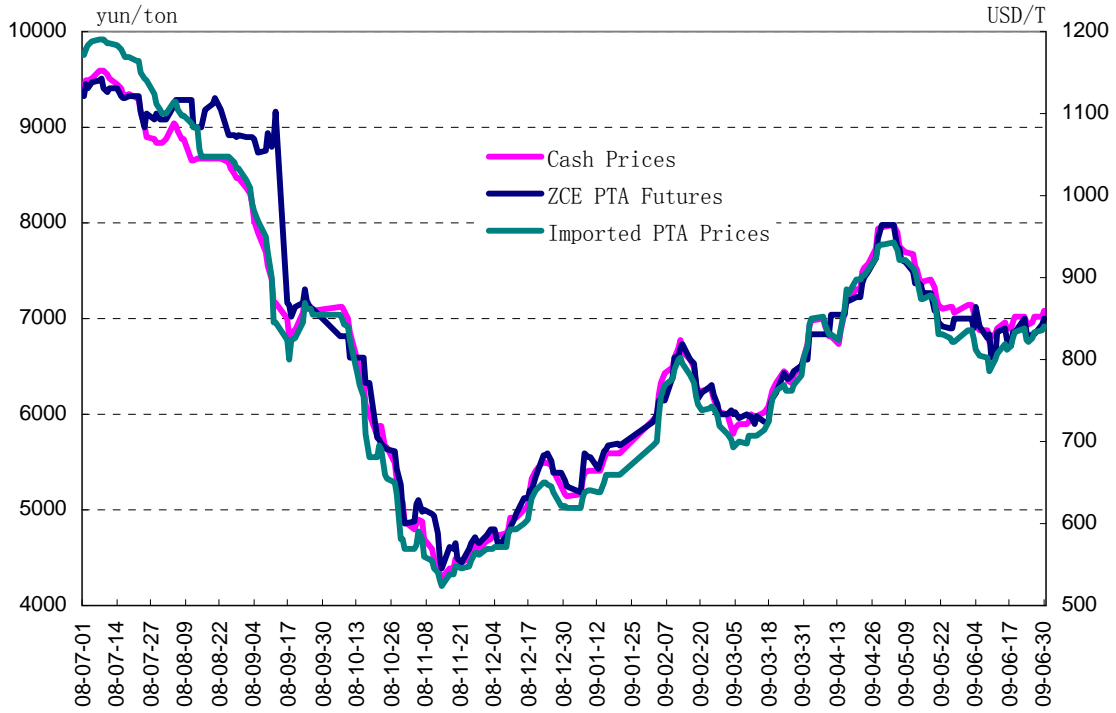
### ZCE Cotton Futures Prices vs Imported Cotton Prices



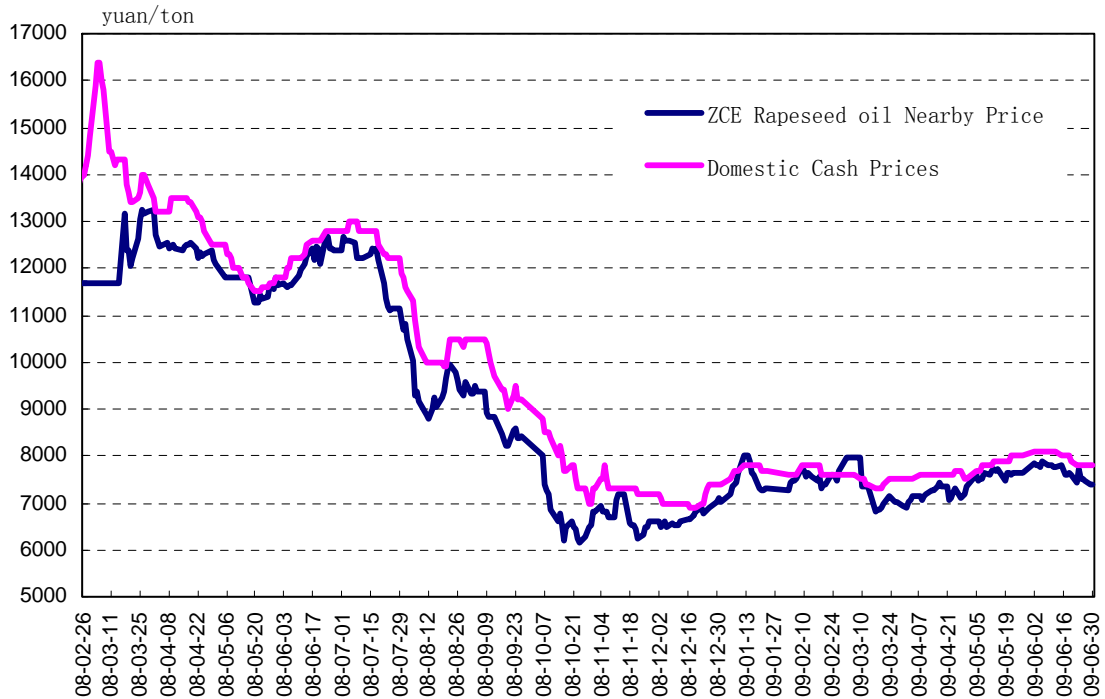
### ZCE Sugar Futures Prices vs Domestic Cash Prices Chart



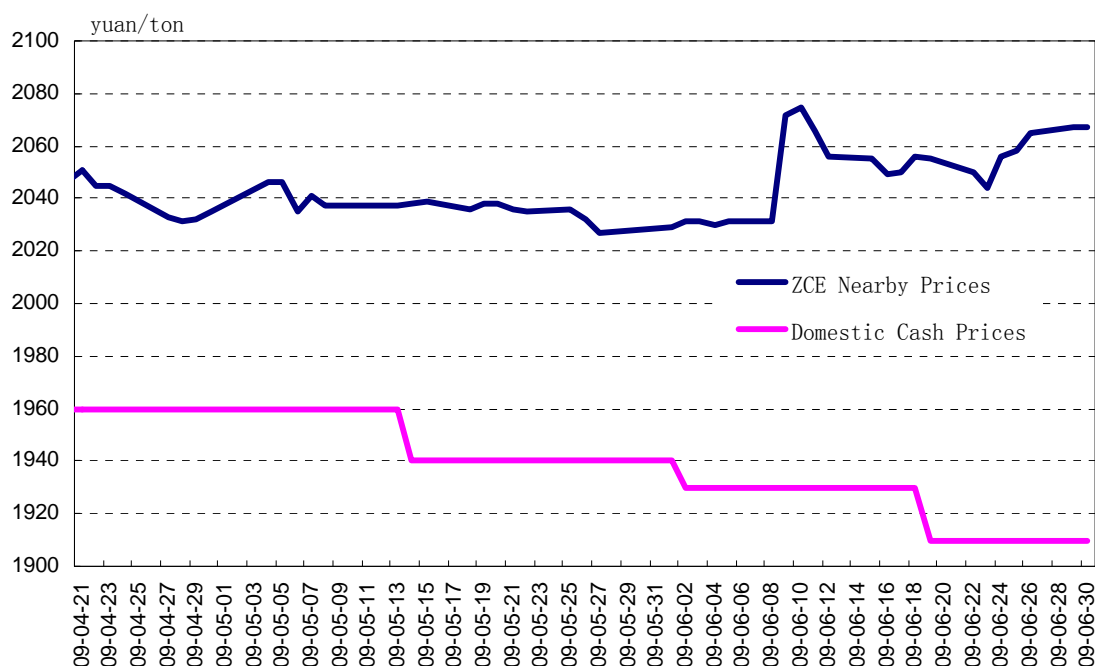
**ZCE PTA Futures vs PTA Cash Prices Chart**



**ZCE Rapeseed Oil Futures Prices vs Domestic Cash Prices Chart**



### ZCE Early Rice Futures Prices vs Domestic Cash Prices Chart



### III Trading Volume, Turnover, Open Interest and Physical Delivery

#### Trading Volume

Trading Volume	Jun-09	Jun-08	Change%	Jan' - Jun' 2009	Jan' - Jun' 2008	Change%
Cotton No.1	454,260	388,582	16.90%	2,443,202	3,827,958	-36.17%
Early Rice	206,464	-	-	612,382	-	-
Rapeseed Oil	1,668,464	879,228	89.76%	16,186,598	5,168,742	213.16%
Sugar	9,542,196	18,962,522	-49.68%	116,702,138	141,707,162	-17.65%
Strong Gluten Wheat	9,571,328	4,635,882	106.46%	39,356,482	10,219,320	285.12%
PTA	835,558	5,740,346	-85.44%	11,102,172	32,455,842	-65.79%
Hard White Winter Wheat	1,344	25,550	-94.74%	23,324	97,984	-76.20%
<b>Total</b>	<b>22,279,614</b>	<b>30,632,110</b>	<b>-27.27%</b>	<b>186,426,298</b>	<b>193,477,008</b>	<b>-3.64%</b>

Note: 1. Trading volume in contract; 2. Trading volume includes buy and sell; 3. Contract size of wheat and sugar: 10 tons, contract size of cotton: 5 tons; 4. EFPs included.

#### Turnover

Turnover	Jun-09	Jun-08	Change%	Jan' - Jun' 2009	Jan' - Jun' 2008	Change%
Cotton No.1	2,995,944	2,899,281	3.33%	15,317,221	29,322,794	-47.76%
Early Rice	425,141	-	-	1,255,274	-	-
Rapeseed Oil	6,540,948	5,442,376	20.19%	58,696,554	31,629,865	85.57%
Sugar	39,826,892	73,579,455	-45.87%	430,957,708	575,670,200	-25.14%

<b>PTA</b>	32,773,845	22,120,515	48.16%	129,974,856	44,095,685	194.76%
<b>Strong Gluten Wheat</b>	1,785,318	12,182,589	-85.35%	23,471,243	68,048,397	-65.51%
<b>Hard White Winter Wheat</b>	2,550	46,675	-94.54%	43,815	177,209	-75.27%
<b>Total</b>	84,350,636	116,270,891	-27.45%	659,716,671	748,944,150	-11.91%

Note: 1. Turnover in 10,000 Yuan; 2. Turnover includes buy and sell ; 3. EFPs included .

### Open Interest

<b>Open Interest</b>	<b>Jun-09</b>	<b>Jun-08</b>	<b>Change%</b>	<b>May-09</b>	<b>Change%</b>
<b>Cotton No.1</b>	39,138	88,398	-55.73%	47,420	-17.47%
<b>Early Rice</b>	14,748	-	-	6,546	125.30%
<b>Rapeseed Oil</b>	133,414	43846	204.28%	141,696	-5.84%
<b>Sugar</b>	618,334	695,614	-11.11%	548,784	12.67%
<b>PTA</b>	182,542	114,230	59.80%	115,686	57.79%
<b>Strong Gluten Wheat</b>	173,458	314,920	-44.92%	166,926	3.91%
<b>Hard White Winter Wheat</b>	2,564	14,520	-82.34%	2,318	10.61%
<b>Total</b>	1,164,198	1,271,528	-8.44%	1,029,376	13.10%

Note: 1. Unit: open interest in contract, 2. Open interest includes buy and sell; 3. Contract size of wheat and sugar : 10 tons, contract size of cotton : 5 tons .

### Physical Delivery

	<b>Jun2009</b>	<b>Jun2009</b>	<b>Jun2008</b>	<b>Jun2008</b>	<b>Jan' - Jun'</b>	<b>Jan' - Jun'</b>
	<b>Delivery Volume</b>	<b>EFPs</b>	<b>Delivery Volume</b>	<b>EFPs</b>	<b>2009</b>	<b>2008</b>
<b>CF</b>	0	0	0	0	8,124	17,596
<b>ER</b>	0	0	0	0	0	0
<b>RO</b>	0	0	0	0	8,645	9137
<b>SR</b>	0	0	0	0	12,210	16508
<b>TA</b>	335	0	2370	0	14,299	60519
<b>WS</b>	0	0	0	0	9,343	18,001
<b>WT</b>	0	0	0	0	1394	169
<b>Total</b>	335	0	2370	0	54,015	121,930

Note: 1. Unit: open interest in contract; 2. Open interest includes buy and sell; 3. Contract size of wheat: 10 tons, contract size of cotton: 5 tons.

## IV List of Quotations

<b>Contract</b>	<b>Open</b>	<b>High</b>	<b>Low</b>	<b>Close</b>	<b>Month-end</b>	<b>Change</b>	<b>Month-end</b>	<b>Volume</b>	<b>Turnover</b>
					<b>O.I</b>		<b>Settlement</b>		
CF907	12765	13360	12505	13140	3,924	-10456	13125	34,970	22.521
CF909	13070	13520	12890	13290	21,864	-1728	13280	382,792	253.075
CF911	12925	13080	12880	13005	1,126	-124	13020	2,908	1.891

CF001	13130	13295	12980	13185	10,132	3744	13165	29,670	19.494
CF003	13170	13420	13120	13320	1,900	148	13315	2,894	1.923
CF005	13300	13570	13230	13475	192	134	13455	1,026	0.689
<b>Subtotal</b>	-	-	-	-	<b>39,138</b>	-	-	<b>454,260</b>	<b>299.594</b>
ER909	2028	2098	2027	2066	14,030	7720	2067	204,318	42.066
ER911	2054	2118	2021	2066	102	50	2074	254	0.052
ER001	2068	2117	2040	2098	474	338	2100	1,526	0.319
ER003	2095	2169	2088	2115	58	10	2115	126	0.027
ER005	2138	2157	2105	2137	84	84	2137	240	0.051
<b>Subtotal</b>	-	-	-	-	<b>14,748</b>	-	-	<b>206,464</b>	<b>42.514</b>
GN907	0	0	0	0	0	0		0	0
GN909	0	0	0	0	0	0		0	0
GN911	0	0	0	0	0	0		0	0
GN001	0	0	0	0	0	0		0	0
GN003	0	0	0	0	0	0		0	0
<b>Subtotal</b>	-	-	-	-	<b>0</b>	-	-	<b>0</b>	<b>0</b>
RO907	8000	8000	7396	7396	184	-96	7396	714	0.277
RO909	7802	8048	7450	7518	57,540	-56440	7522	804,618	315.374
RO911	7818	8144	7562	7614	2,234	420	7616	1,044	0.41
RO001	7882	8188	7598	7682	71,088	46546	7688	859,254	336.924
RO003	7950	8324	7686	7726	520	-48	7726	448	0.18
RO005	8070	8200	7560	7650	1,848	1336	7660	2,386	0.931
<b>Subtotal</b>	-	-	-	-	<b>133,414</b>	-	-	<b>1,668,464</b>	<b>654.095</b>
SR907	3780	3889	3728	3783	12,486	-8478	3780	37,618	14.22
SR909	3852	3935	3752	3837	120,378	-78476	3832	514,984	198.566
SR911	3928	4022	3770	3920	14,488	9402	3918	33,556	13.207
SR001	4188	4276	4111	4223	343,220	78232	4215	8,389,824	3,514.27
SR003	4210	4286	4120	4274	15,150	4092	4262	28,340	11.924
SR005	4290	4397	4188	4356	87,978	52724	4341	491,410	210.188
SR007	4324	4402	4227	4396	14,352	7884	4380	18,596	8.022
SR009	4398	4485	4315	4481	8,232	3068	4467	23,846	10.512
SR011	4438	4570	4302	4509	2,050	1102	4497	4,022	1.785
<b>Subtotal</b>	-	-	-	-	<b>618,334</b>	-	-	<b>9,542,196</b>	<b>3,982.689</b>
TA906	6900	7176	6600	6864	0	-672	6864	156	0.055
TA907	6976	7126	6630	7014	202	-34	7010	504	0.173
TA908	7022	7080	6656	6978	1,416	1210	6914	3,946	1.361
TA909	6880	7046	6638	7012	168,162	65628	6958	9,553,716	3,271.28
TA910	6896	7034	6720	7020	2,452	-556	6994	2,990	1.029
TA911	6918	7038	6728	7026	1,734	26	6992	3,010	1.043
TA912	6880	7080	6776	7020	4,064	1060	6974	1,984	0.683
TA001	6950	7150	6772	7082	566	-278	6976	1,436	0.498
TA002	7100	7148	6830	7030	492	6	6980	964	0.338
TA003	7020	7156	6870	7128	2,604	10	7096	590	0.207

TA004	7200	7200	6912	7068	844	462	7020	1,508	0.534
TA005	6980	7200	6900	7156	6	-6	7118	516	0.183
TA006	6878	7258	6878	7198	0	0	7100	8	0.003
<b>Subtotal</b>	-	-	-	-	<b>182,542</b>	-	-	<b>9,571,328</b>	<b>3,277.384</b>
WS907	1971	1977	1900	1900	1,302	-2764	1946	5,728	1.118
WS909	2092	2125	2092	2110	56,394	-36676	2110	323,264	68.173
WS911	2095	2148	2077	2116	2,572	-194	2121	1,650	0.349
WS001	2127	2165	2122	2150	69,138	31042	2150	450,370	96.858
WS003	2150	2172	2138	2154	1,484	-6	2154	106	0.023
WS005	2170	2202	2163	2183	30,268	10784	2184	35,522	7.77
WS007	2153	2177	2114	2166	2,604	-640	2166	1,688	0.365
WS009	2245	2273	2234	2237	9,482	4786	2238	16,760	3.771
WS011	2228	2280	2224	2241	214	200	2243	470	0.106
<b>Subtotal</b>	-	-	-	-	<b>173,458</b>	-	-	<b>835,558</b>	<b>178.532</b>
WT907	1860	1891	1676	1679	26	-12	1678	106	0.019
WT909	1872	1909	1854	1875	222	-32	1875	224	0.042
WT911	1907	1969	1860	1882	496	60	1882	280	0.053
WT001	1919	1931	1873	1903	1,524	66	1903	290	0.055
WT003	1900	1950	1853	1905	20	16	1913	188	0.036
WT005	1933	1940	1908	1934	276	148	1926	256	0.049
<b>Subtotal</b>	-	-	-	-	<b>2,564</b>	-	-	<b>1,344</b>	<b>0.255</b>
<b>Total</b>	-	-	-	-	<b>1,164,198</b>	-	-	<b>22,279,614</b>	<b>8,435.064</b>

Note: 1. Price: Yuan/ton ; 2 .Trading volume and month-end open interest in contract ; 3. Turnover :10,000 Yuan ; 4. Trading volume、turnover and Month-end open interest include buy and sell ; 5. EFPs not included.

## V Daily Settlement Price by Contracts

Cotton No. 1 (CF)								
Date	907	909	911	001	003	005	Vol	O. I.
2009-6-1	12680	12965	12935	13035	13160	13295	25512	45686
2009-6-2	12825	13135	13005	13100	13220	13380	42008	51900
2009-6-3	12815	13110	12970	13075	13200	13350	18488	50522
2009-6-4	12730	13025	12910	13020	13160	13300	15460	50618
2009-6-5	12735	13025	12960	13065	13215	13345	16186	50572
2009-6-8	12650	12925	12920	13050	13200	13360	14306	50712
2009-6-9	12665	12955	12925	13080	13225	13360	12914	50056
2009-6-10	12760	13050	12970	13095	13235	13370	19238	48050
2009-6-11	12840	13135	12975	13110	13265	13405	16564	48962
2009-6-12	12970	13290	13030	13200	13360	13530	29272	50620
2009-6-15	13035	13335	13040	13210	13365	13520	32788	53514
2009-6-16	13170	13440	13065	13235	13390	13545	45798	58026
2009-6-17	13325	13425	13030	13210	13360	13515	30972	62160

2009-6-18	13200	13285	13030	13190	13320	13470	33360	51132
2009-6-19	13165	13285	13035	13195	13305	13480	16356	44370
2009-6-22	13075	13185	12985	13115	13270	13430	8616	43382
2009-6-23	13135	13275	12970	13120	13240	13405	22722	43950
2009-6-24	13120	13240	12970	13095	13235	13395	6534	42518
2009-6-25	13100	13220	12990	13130	13255	13425	8076	40760
2009-6-26	13095	13225	13005	13135	13290	13440	11258	38848
2009-6-29	13120	13315	13025	13165	13310	13455	21674	39790
2009-6-30	13125	13280	13020	13165	13315	13455	6158	39138

**Strong Gluten Wheat (WS)**

Date	907	909	911	001	003	005	007	009	011	Vol	O. I.
2009-6-1	1967	2099	2103	2131	2140	2169	2157	2240	2228	46748	164424
2009-6-2	1976	2107	2112	2137	2147	2179	2160	2251	2238	28414	159926
2009-6-3	1970	2101	2108	2130	2138	2172	2156	2249	2241	31426	161374
2009-6-4	1969	2101	2108	2139	2153	2184	2154	2256	2241	52340	161602
2009-6-5	1968	2101	2107	2142	2151	2188	2167	2260	2249	43988	162050
2009-6-8	1969	2105	2112	2148	2157	2189	2171	2261	2254	59608	169432
2009-6-9	1971	2115	2119	2156	2162	2197	2174	2265	2254	88808	168760
2009-6-10	1968	2121	2117	2158	2165	2195	2173	2263	2251	36500	167146
2009-6-11	1966	2113	2117	2153	2161	2189	2169	2258	2249	27336	163714
2009-6-12	1960	2109	2111	2150	2161	2186	2167	2253	2251	32974	163802
2009-6-15	1953	2115	2114	2155	2164	2189	2167	2255	2256	48148	166516
2009-6-16	1951	2110	2115	2147	2159	2186	2167	2252	2244	26064	165018
2009-6-17	1948	2113	2113	2147	2156	2187	2169	2256	2245	22262	166096
2009-6-18	1947	2113	2120	2148	2156	2186	2166	2255	2253	20782	164818
2009-6-19	1944	2116	2119	2153	2159	2190	2166	2257	2249	35826	172282
2009-6-22	1942	2118	2119	2159	2158	2193	2164	2258	2256	52712	178174
2009-6-23	1942	2119	2121	2160	2169	2196	2168	2259	2255	52440	179840
2009-6-24	1941	2114	2122	2151	2153	2189	2166	2251	2258	41826	177492
2009-6-25	1945	2110	2116	2150	2155	2184	2165	2245	2248	25352	174934
2009-6-26	1947	2106	2110	2149	2155	2184	2165	2243	2255	19382	173476
2009-6-29	1948	2108	2111	2149	2157	2183	2165	2240	2244	26268	172192
2009-6-30	1946	2110	2121	2150	2154	2184	2166	2238	2243	16354	173458

**Hard White Winter Wheat (WT)**

Date	907	909	911	001	003	005	Vol	O. I.
2009-6-1	1854	1880	1938	1923	1919	1935	18	38
2009-6-2	1852	1881	1901	1920	1921	1935	6	38
2009-6-3	1858	1876	1899	1920	1921	1936	0	38
2009-6-4	1844	1876	1904	1919	1921	1933	2	38
2009-6-5	1860	1879	1895	1910	1922	1933	0	38
2009-6-8	1858	1872	1882	1904	1919	1923	4	38
2009-6-9	1857	1882	1896	1905	1919	1929	4	38

2009-6-10	1870	1883	1897	1900	1921	1929		0	38
2009-6-11	1879	1872	1886	1901	1928	1925		8	38
2009-6-12	1879	1892	1888	1900	1936	1925		0	38
2009-6-15	1835	1883	1882	1898	1908	1925		2	38
2009-6-16	1853	1870	1883	1892	1903	1925		6	34
2009-6-17	1852	1872	1888	1905	1900	1921		18	34
2009-6-18	1870	1884	1882	1903	1927	1928		6	32
2009-6-19	1870	1891	1880	1903	1921	1928		0	32
2009-6-22	1820	1883	1883	1893	1910	1928		2	30
2009-6-23	1771	1880	1883	1898	1896	1928		4	30
2009-6-24	1728	1882	1883	1896	1904	1926		4	30
2009-6-25	1728	1882	1885	1902	1911	1921		0	30
2009-6-26	1728	1882	1890	1905	1911	1930		0	30
2009-6-29	1728	1882	1890	1901	1911	1919		0	30
2009-6-30	1678	1875	1882	1903	1913	1926		22	26

**SR White Sugar (SR)**

Date	907	909	911	001	003	005	007	009	011	Vol	O. I.
2009-6-1	3785	3857	3935	4192	4210	4289	4326	4416	4444	309152	550378
2009-6-2	3790	3870	3953	4214	4230	4301	4345	4436	4454	608284	586006
2009-6-3	3787	3865	3949	4198	4218	4288	4332	4424	4441	382408	579836
2009-6-4	3788	3862	3947	4182	4200	4270	4317	4405	4425	239592	582140
2009-6-5	3816	3903	3995	4233	4243	4321	4350	4449	4469	650148	607280
2009-6-8	3830	3904	3998	4246	4250	4329	4361	4446	4473	495292	594356
2009-6-9	3814	3884	3973	4225	4233	4304	4343	4431	4467	291826	579998
2009-6-10	3823	3888	3967	4228	4237	4305	4339	4431	4442	219234	570798
2009-6-11	3814	3876	3954	4207	4216	4277	4313	4407	4435	229704	571824
2009-6-12	3815	3874	3948	4205	4211	4266	4300	4393	4432	292730	565076
2009-6-15	3795	3853	3925	4171	4178	4243	4286	4371	4413	392590	555482
2009-6-16	3767	3826	3890	4138	4140	4214	4247	4338	4384	502530	546748
2009-6-17	3781	3841	3901	4166	4169	4239	4278	4366	4398	382592	566354
2009-6-18	3785	3843	3906	4157	4164	4226	4263	4354	4391	290750	566476
2009-6-19	3775	3837	3912	4158	4149	4235	4274	4352	4397	752964	629216
2009-6-22	3790	3845	3922	4177	4177	4255	4290	4376	4411	389226	627884
2009-6-23	3780	3833	3899	4158	4164	4236	4269	4357	4404	319130	602074
2009-6-24	3769	3818	3885	4161	4167	4245	4281	4365	4404	877500	631934
2009-6-25	3738	3794	3870	4158	4164	4246	4272	4365	4402	514220	618618
2009-6-26	3772	3833	3907	4214	4225	4310	4338	4423	4450	738280	601858
2009-6-29	3763	3814	3894	4187	4218	4297	4332	4423	4445	247128	589740
2009-6-30	3780	3832	3918	4215	4262	4341	4380	4467	4497	416916	618334

**Rapeseed Oil (RO)**

Date	907	909	911	001	003	005	Vol	O. I.
2009-6-1	7842	7908	8008	8024	8044	8070	138084	149876

2009-6-2	7800	7972	8046	8084	8104	8070	120846	152218
2009-6-3	7816	7966	8044	8096	8136	8144	87510	142576
2009-6-4	7752	7882	7958	8008	8102	8070	79074	136978
2009-6-5	7876	8008	8092	8152	8220	8154	79074	135446
2009-6-8	7802	7938	8028	8068	8158	8140	71674	132278
2009-6-9	7802	7882	7998	8032	8138	8180	61866	133460
2009-6-10	7798	7890	7962	8040	8100	8112	68228	134266
2009-6-11	7770	7830	7914	7974	8052	7986	76048	130020
2009-6-12	7782	7782	7810	7934	7974	7946	88360	127684
2009-6-15	7820	7676	7742	7820	7880	7778	81576	125700
2009-6-16	7598	7684	7778	7852	7926	7804	80538	134728
2009-6-17	7598	7686	7770	7854	7990	7786	58718	134022
2009-6-18	7646	7666	7774	7820	7844	7752	65680	132086
2009-6-19	7600	7632	7736	7804	7844	7744	48476	132060
2009-6-22	7452	7534	7636	7704	7710	7662	60984	128628
2009-6-23	7736	7508	7614	7666	7716	7598	96846	128270
2009-6-24	7536	7538	7630	7706	7726	7642	59336	129572
2009-6-25	7536	7576	7676	7746	7776	7708	68352	132552
2009-6-26	7462	7624	7710	7794	7858	7754	59344	134452
2009-6-29	7396	7542	7626	7712	7726	7668	66350	133980
2009-6-30	7396	7522	7616	7688	7726	7660	51500	133414

**Early Rice (ER)**

Date	909	911	001	003	005	Vol	O. I.
2009-6-1	2029	2080	2072	2098	2118	3688	6648
2009-6-2	2031	2035	2081	2093	2130	6344	7176
2009-6-3	2031	2042	2054	2093	2120	3334	6968
2009-6-4	2030	2042	2059	2098	2122	1404	6964
2009-6-5	2031	2036	2065	2098	2120	8204	7888
2009-6-8	2031	2036	2072	2095	2118	3576	9214
2009-6-9	2072	2061	2102	2118	2142	48902	16288
2009-6-10	2075	2067	2105	2118	2148	17380	17046
2009-6-11	2066	2067	2103	2100	2136	13650	16390
2009-6-12	2056	2060	2094	2103	2135	7754	16114
2009-6-15	2055	2060	2098	2092	2135	10938	17680
2009-6-16	2049	2060	2091	2092	2135	5896	16018
2009-6-17	2050	2079	2094	2092	2133	8256	16676
2009-6-18	2056	2079	2093	2092	2135	9994	17498
2009-6-19	2055	2060	2092	2092	2135	5178	17030
2009-6-22	2050	2062	2092	2103	2125	6636	16326
2009-6-23	2044	2050	2090	2103	2118	5520	15354
2009-6-24	2056	2052	2095	2103	2109	12384	13680
2009-6-25	2058	2069	2094	2103	2109	4686	13508

2009-6-26	2065	2067	2098	2105	2133	11098	15254
2009-6-29	2067	2073	2099	2127	2132	6298	14614
2009-6-30	2067	2074	2100	2115	2137	5344	14748

**PTA (TA)**

Date	906	907	908	909	910	911	912	001	002	003	004	005	006	Vol	O. I.
2009-6-1	7010	6992	7044	6972	6990	7018	6952	6984	7000	7032	7100	6980		359220	133782
2009-6-2	7010	6932	7018	6970	6962	6952	6942	7020	7058	7072	7092	7042		295916	134108
2009-6-3	6900	6986	6992	6940	6944	6984	6960	7030	7048	7072	7078	7042		215922	135076
2009-6-4	7124	6844	6868	6826	6844	6840	6858	6900	6996	7026	7010	7042		254828	142046
2009-6-5	6924	6872	6912	6868	6886	6902	6974	6964	7026	7020	7110	7134		376884	165804
2009-6-8	6800	6850	6898	6862	6896	6906	6916	6962	7072	7046	7074	7134		660762	215384
2009-6-9	6828	6850	6752	6734	6772	6790	6830	6844	6868	6996	7030	7130		680188	241136
2009-6-10	6600	6744	6728	6732	6814	6830	6832	6874	6890	6948	7018	7068		554028	239268
2009-6-11	6600	6822	6784	6780	6838	6866	6852	6902	6890	7042	7056	7074		587646	248686
2009-6-12	6864	6900	6840	6846	6904	6912	6892	6958	7000	7076	7030	7092		590882	238564
2009-6-15		6900	6880	6868	6880	6886	6904	6966	6960	7044	6988	7168	7092	751726	271014
2009-6-16		6778	6800	6830	6868	6936	6924	6974	6960	7066	6982	7120	7092	675376	231550
2009-6-17		6722	6756	6788	6826	6870	6854	6934	6960	6988	6992	6940	7068	363652	217992
2009-6-18		6850	6838	6848	6890	6930	6902	6960	7110	7046	7020	6986	7100	416752	213542
2009-6-19		6858	6890	6936	6962	7002	6970	7042	7110	7138	7040	7010	7100	518112	213128
2009-6-22		6990	6920	6962	6986	7014	6980	7060	7100	7130	7002	7010	7100	445458	220068
2009-6-23		6858	6764	6804	6814	6872	6836	6872	6950	7016	6990	7010	7100	470966	182048
2009-6-24		6806	6762	6798	6850	6850	6858	6870	6920	6982	6952	6982	7100	321678	173778
2009-6-25		6830	6802	6810	6890	6886	6868	6906	6920	6992	6958	6954	7100	249182	175598
2009-6-26		6830	6852	6854	6888	6934	6926	6952	6980	7046	6958	7068	7100	230606	165686
2009-6-29		6932	6846	6848	6858	6814	6860	6888	6980	7006	7000	7068	7144	143948	155748
2009-6-30		7010	6914	6958	6994	6992	6974	6976	7022	7096	7020	7118	7144	407596	182542



郑州商品交易所

Zhengzhou Commodity Exchange

地址：郑州市未来路69号

网址：<http://www.czce.com.cn>