



Zhengzhou
Commodity Exchange

*MONTHLY
REPORT*

6

Contents

I	Market Summary.....	3
II	Wheat, Cotton , Sugar ,PTA ,Rapeseed Oil and Early Rice Price Charts.....	4
III	Trading Volume, Turnover, Open Interest and Physical Delivery.	7
IV	List of Quotations.....	8
V	Daily Settlement Price by Contracts.....	10

I Market Summary

In July, the prices of strong gluten wheat futures contracts rose first and then fell. The active contract WS001 ranged from 2108 to 2159 Yuan per ton, the largest range was 51 Yuan per ton. The month-end price of WS001 closed at 2117 Yuan per ton, falling 33 Yuan per ton over last month and down 1.53% over last month.

In July, the prices of cotton futures contracts rose and then fluctuated at a higher level. The active contract CF001 ranged from 13170 to 13775 Yuan per ton, the largest range was 605 Yuan per ton. The month-end price of CF001 closed at 13550 Yuan per ton, rising 365 Yuan per ton over last month and up 2.77% over last month.

In July, the prices of the white sugar futures contracts fell largely and then rally. The active contract SR005 ranged from 4092 to 4392 Yuan per ton, the largest range was 300 Yuan per ton. The month-end price of SR005 closed at 4243 Yuan per ton, falling 113 Yuan per ton over last month and down 2.59% over last month.

In July, the prices of PTA futures contracts rose. The active contract TA909 ranged from 6940 to 7980 Yuan per ton, the largest range was 1040 Yuan per ton. The month-end price of TA909 closed at 7932 Yuan per ton, rising 920 Yuan per ton over last month and up 13.12% over last month.

In July, the prices of the rapeseed oil futures contracts first fell and then rose fluctuatingly. The active contract R0001 ranged from 7274 to 7810 Yuan per ton, the largest range was 536 Yuan per ton.

The month-end price of R0001 closed at 7584 Yuan per ton, falling 98 Yuan per ton over last month and down 1.28% over last month.

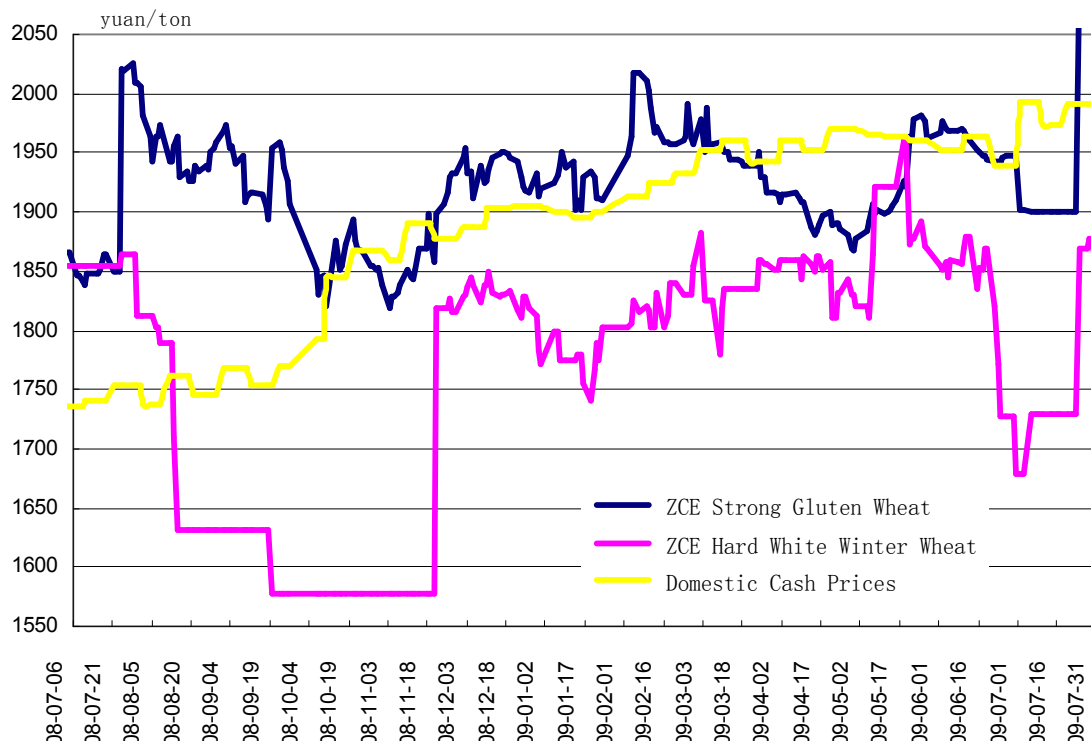
In July, the prices of early long non-glutinous rice futures contracts fell fluctuatingly. The active contract ER909 ranged from 2024 to 2085 Yuan per ton, the largest range was 61 Yuan per ton. The month-end price of ER909 closed at 2037 Yuan per ton, falling 29 Yuan per ton over last month and down 1.4% over last month..

The total trading volume in July was 20,776,042 contracts, among them, strong gluten wheat was traded at 517,848 contracts, hard white wheat was traded at 902 contracts, cotton was traded at 401,772 contracts, white sugar was traded at 10,997,862 contracts, PTA was traded at 7,476,126 contracts, rapeseed oil was traded at 1,273,208 contracts and early long non-glutinous rice was traded at 108,324 contracts. As of July 31, the total open interest was 1,129,778 contracts with strong gluten wheat 163,666 contracts, hard white wheat 2,438 contracts, cotton 49,434 contracts, white sugar 637,716 contracts, PTA 132,832 contracts, rapeseed oil 123,678 contracts and

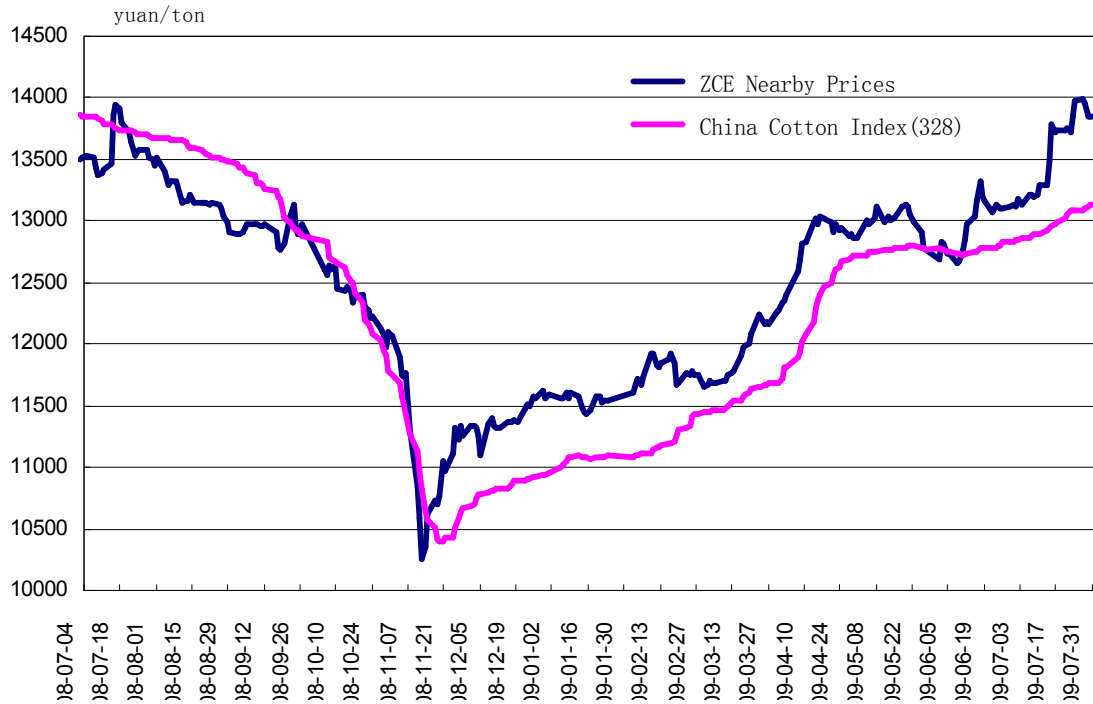
early long non-glutinous rice 20,014 contracts.

II Wheat, Cotton , Sugar ,PTA and Rapeseed Oil Price Charts

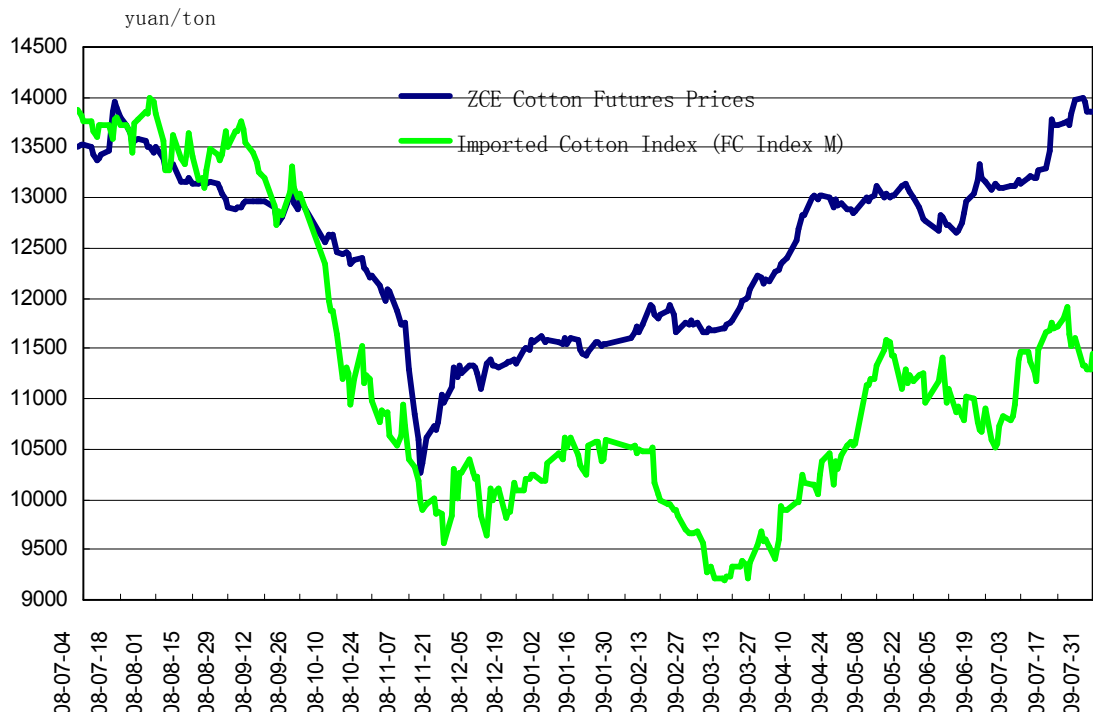
ZCE Wheat Futures Prices vs Domestic Cash Prices Chart



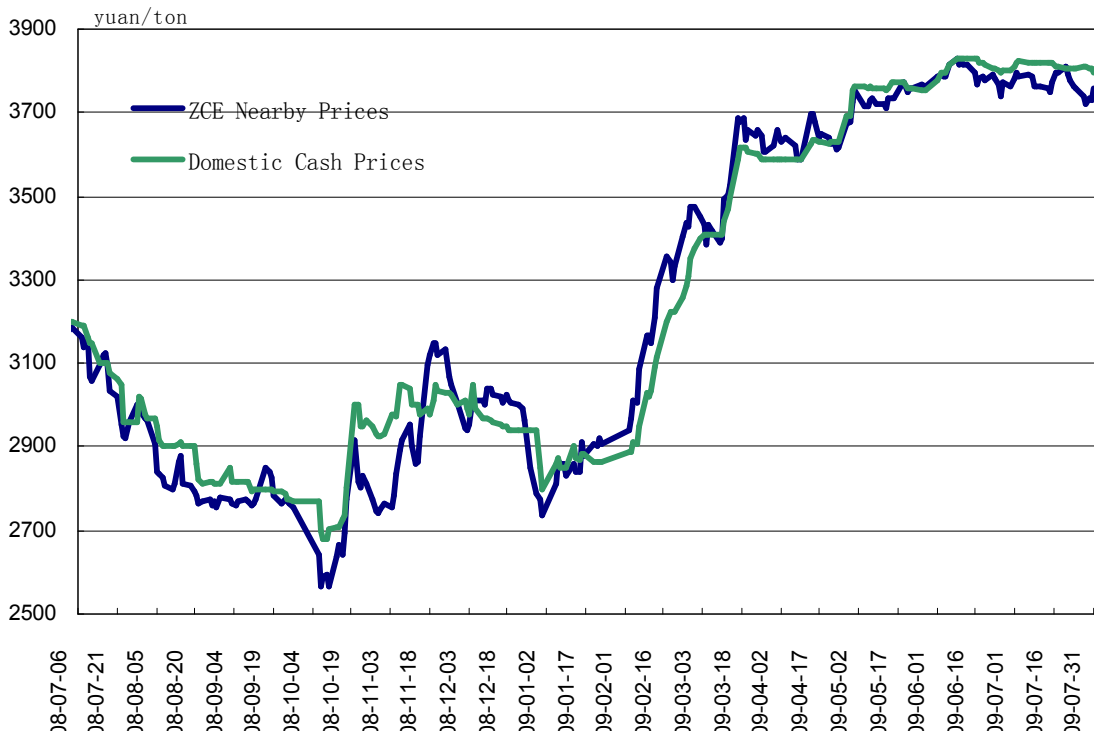
ZCE Cotton Futures vs China Cotton Index Chart



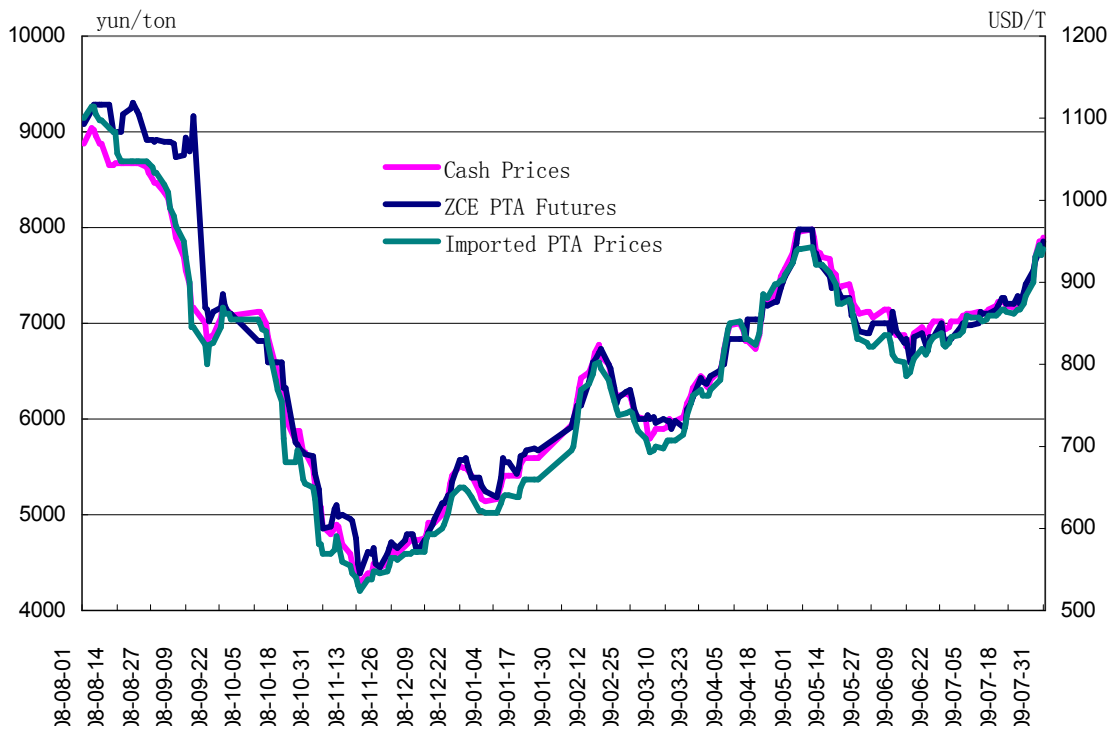
ZCE Cotton Futures Prices vs Imported Cotton Prices



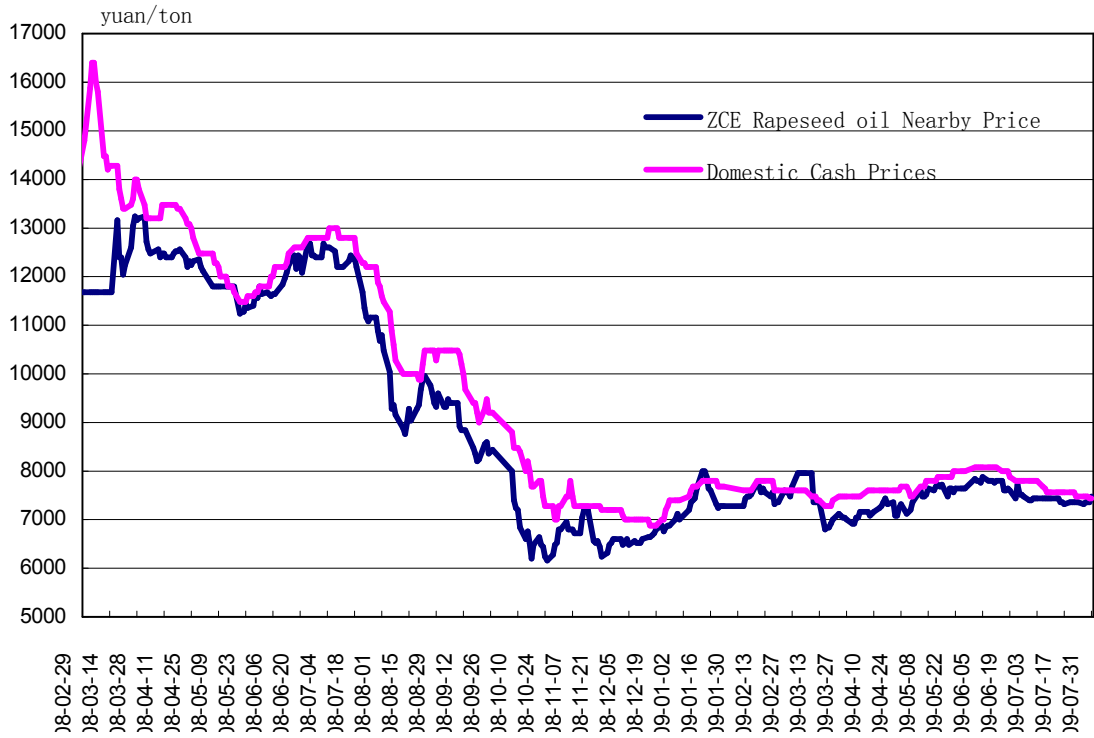
ZCE Sugar Futures Prices vs Domestic Cash Prices Chart



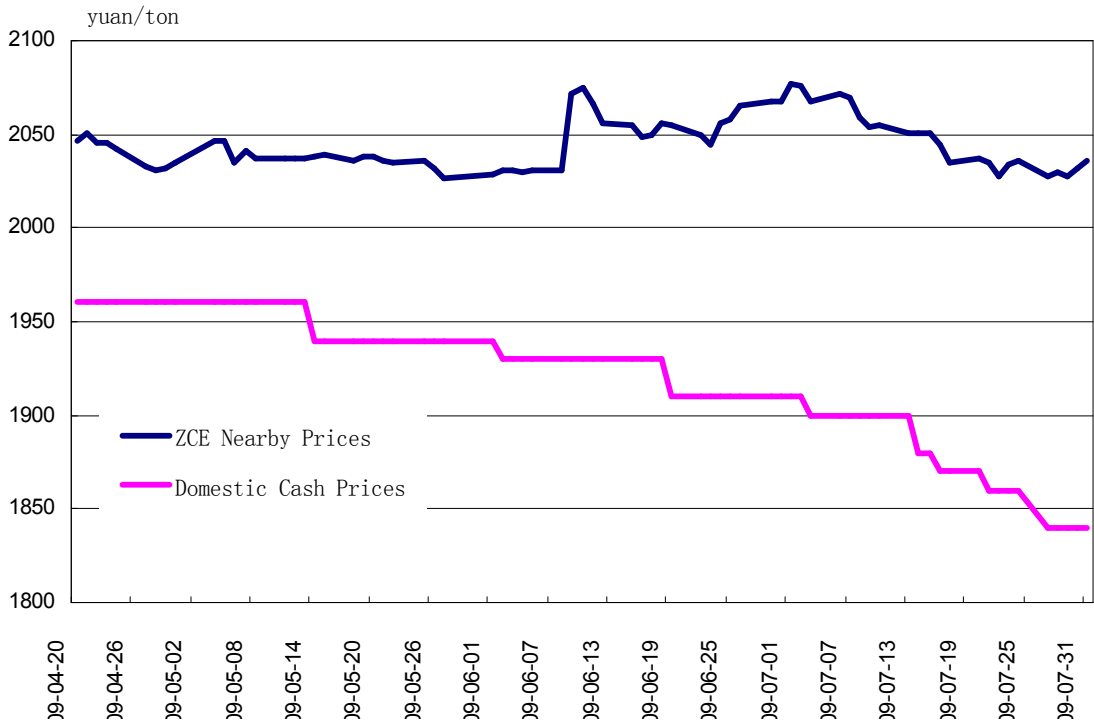
ZCE PTA Futures vs PTA Cash Prices Chart



ZCE Rapeseed Oil Futures Prices vs Domestic Cash Prices Chart



ZCE Early Rice Futures Prices vs Domestic Cash Prices Chart



III Trading Volume, Turnover, Open Interest and Physical Delivery

Trading Volume

Trading Volume	Jul-09	Jul-08	Change%	Jan'- Jul' 2009	Jan'- Jul' 2008	Change%
Cotton No.1	401,772	441,192	-8.93%	2,844,974	4,269,150	-33.36%
Early Rice	108,324	-	-	720,706	-	-
Rapeseed Oil	1,273,208	475,396	167.82%	17,459,806	5,644,138	209.34%
Sugar	10,997,862	26,547,734	-58.57%	127,700,000	168,254,896	-24.10%
Strong Gluten Wheat	7,476,126	3,616,628	106.72%	46,832,608	13,835,948	238.48%
PTA	517,848	4,828,192	-89.27%	11,620,020	37,284,034	-68.83%
Hard White Winter Wheat	902	30,662	-97.06%	24,226	128,646	-81.17%
Total	20,776,042	35,939,804	-42.19%	207,202,340	229,416,812	-9.68%

Note: 1. Trading volume in contract; 2. Trading volume includes buy and sell; 3. Contract size of wheat and sugar: 10 tons, contract size of cotton: 5 tons; 4. EFPs included.

Turnover

Turnover	Jul-09	Jul-08	Change%	Jan'- Jul' 2009	Jan'- Jul' 2008	Change%
Cotton No.1	2726607	3,206,229	-14.96%	18,043,827	32,529,023	-44.53%
Early Rice	222585	-	-	1,477,860	-	-
Rapeseed Oil	4752226	2,800,288	69.70%	63,448,780	34,430,154	84.28%
Sugar	45587637	93,418,566	-51.20%	476,545,345	669,088,766	-28.78%
PTA	27416436	16,933,982	61.90%	157,391,292	61,029,668	157.89%
Strong Gluten Wheat	1107548	10,357,177	-89.31%	24,578,790	78,405,575	-68.65%
Hard White Winter Wheat	1708	56,591	-96.98%	45,523	233,800	-80.53%
Total	81814746	126,772,833	-35.46%	741,531,417	875,716,986	-15.32%

Note: 1. Turnover in 10,000 Yuan; 2. Turnover includes buy and sell; 3. EFPs included.

Open Interest

Open Interest	Jul-09	Jul-08	Change%	Jun -09	Change%
Cotton No.1	49,434	44,720	10.54%	39,138	26.31%
Early Rice	20,014	-	-	14,748	35.71%
Rapeseed Oil	123,678	47,458	160.61%	133,414	-7.30%
Sugar	637,716	845,750	-24.60%	618,334	3.13%
PTA	132,832	153,540	-13.49%	182,542	-27.23%
Strong Gluten Wheat	163,666	306,074	-46.53%	173,458	-5.65%
Hard White Winter Wheat	2,438	17,230	-85.85%	2,564	-4.91%
Total	1,129,778	1,414,772	-20.14%	1,164,198	-2.96%

Note: 1. Unit: open interest in contract; 2. Open interest includes buy and sell; 3. Contract size of wheat and sugar: 10 tons, contract size of cotton: 5 tons.

Physical Delivery

	Jul2009 Delivery Volume	Jul2009 EFPs	Jul2008 Delivery Volume	Jul2008 EFPs	Jan'- Jul' 2009	Jan'- Jul' 2008
CF	1896	1332	11536	6680	11,352	35,812
ER	0	0	-	0	-	-
RO	92	0	479	0	8,737	9616
SR	5128	6175	12217	2856	23,513	31581
TA	115	0	8,516	0	14,414	69035
WS	506	0	1304	30	9,849	19,335
WT	13	0	25	0	1407	194
Total	7750	7507	34,077	9566	69,272	165,573

Note: 1. Unit: open interest in contract; 2. Open interest includes buy and sell; 3. Contract size of wheat: 10 tons, contract size of cotton: 5 tons.

IV List of Quotations

Contract	Open	High	Low	Close	Month-end O.I	Change	Month-end Settlement	Volume	Turnover
CF907	13120	13800	13105	13530	0	-3924	13475	2,172	1.441
CF909	13285	14100	13285	13850	11,192	-10672	13850	142,382	97.092
CF911	13040	13500	13040	13410	1,718	592	13440	6,854	4.577
CF001	13185	13775	13170	13550	32,442	22310	13545	236,594	160.09
CF003	13345	13880	13320	13675	2,114	214	13690	5,422	3.695
CF005	13510	14025	13460	13845	1,856	1664	13830	7,364	5.079
CF007	13720	14170	13720	13995	112	112	13985	984	0.686
Subtotal	-	-	-	-	49,434	-	-	401,772	272.661
ER909	2065	2085	2024	2037	16,094	2064	2036	100,090	20.536
ER911	2082	2121	2035	2068	174	72	2055	358	0.074
ER001	2101	2108	2069	2081	2,220	1746	2080	5,128	1.069
ER003	2135	2135	2081	2095	350	292	2094	738	0.156
ER005	2149	2149	2066	2105	1,174	1090	2103	2,006	0.423
ER007	2003	2110	2003	2110	2	2	2057	4	0.001
Subtotal	-	-	-	-	20,014	-	-	108,324	22.259
GN907	0	0	0	0	0	0		0	0
GN909	0	0	0	0	0	0		0	0
GN911	0	0	0	0	0	0		0	0
GN001	0	0	0	0	0	0		0	0
GN003	0	0	0	0	0	0		0	0
Subtotal	-	-	-	-	0	-	-	0	0
RO907	7450	7450	7450	7450	0	0	7450	2	0.001
RO909	7514	7630	7176	7466	37,106	-20434	7474	120,486	44.406
RO911	7700	7726	7298	7590	1,948	-286	7588	1,358	0.508

RO001	7664	7810	7274	7584	76,720	5632	7596	1,121,358	419.089
RO003	7840	8014	7384	7700	526	6	7660	214	0.081
RO005	7688	7776	7260	7728	7,378	5530	7708	29,786	11.137
RO007	7776	7776	7312	7312	0	0	7544	4	0.002
Subtotal	-	-	-	-	123,678	-	-	1,273,208	475.223
SR907	3794	3800	3740	3746	0	-12486	3751	12,666	4.782
SR909	3833	3861	3704	3760	66,714	-53664	3756	169,440	64.377
SR911	3923	3935	3791	3858	19,368	4880	3845	25,184	9.73
SR001	4221	4257	3975	4078	233,380	-109840	4071	6,981,136	2,876.57
SR003	4278	4300	4017	4153	14,212	-938	4142	36,926	15.325
SR005	4344	4392	4092	4243	275,392	187414	4225	3,708,446	1,559.98
SR007	4392	4427	4150	4291	13,728	-624	4273	8,948	3.85
SR009	4471	4515	4225	4376	8,826	594	4361	40,694	17.767
SR011	4501	4625	4284	4392	2,516	466	4395	7,322	3.235
SR101	4203	4585	4203	4505	3,580	3580	4490	7,100	3.152
Subtotal	-	-	-	-	637,716	-	-	10,997,862	4,558.764
TA907	6982	7190	6982	7190	0	-202	7190	50	0.018
TA908	6976	7920	6736	7866	1,540	124	7862	1,896	0.708
TA909	6990	7980	6940	7932	102,954	-65208	7914	7,399,502	2,712.99
TA910	6988	7868	6734	7868	14,986	12534	7832	49,578	18.788
TA911	6962	7826	6962	7826	3,210	1476	7754	6,794	2.55
TA912	6936	7778	6936	7740	3,052	-1012	7672	4,388	1.584
TA001	7132	7748	6940	7710	1,480	914	7648	2,762	1.001
TA002	7170	7762	6940	7762	494	2	7732	174	0.063
TA003	7128	7758	6988	7700	2,626	22	7698	418	0.153
TA004	7044	7658	7000	7658	838	-6	7556	3,350	1.193
TA005	7060	7800	6992	7800	58	52	7710	3,020	1.083
TA006	7108	7740	6848	7700	962	962	7700	3,458	1.232
TA007	7000	7750	7000	7640	632	632	7640	736	0.277
Subtotal	-	-	-	-	132,832	-	-	7,476,126	2,741.644
WS907	1901	1901	1900	1900	0	-290	1900	404	0.077
WS909	2109	2139	2107	2109	40,722	-15672	2110	108,350	22.997
WS911	2113	2134	2102	2112	2,152	-420	2112	1,320	0.279
WS001	2148	2159	2108	2117	66,392	-2746	2116	308,874	65.989
WS003	2158	2161	2114	2128	1,438	-46	2128	276	0.059
WS005	2183	2190	2122	2133	37,934	7666	2130	73,846	15.878
WS007	2164	2172	2124	2129	2,390	-214	2130	1,732	0.372
WS009	2234	2245	2185	2198	12,282	2800	2194	22,520	4.988
WS011	2255	2262	2183	2194	288	74	2194	416	0.093
WS101	2226	2230	2195	2197	68	68	2198	110	0.024
Subtotal	-	-	-	-	163,666	-	-	517,848	110.755
WT907	1729	1729	1729	1729	0	0	1729	2	0
WT909	1871	1925	1823	1896	146	-76	1861	176	0.033

WT911	1920	1943	1861	1880	474	-22	1878	158	0.03
WT001	1904	1909	1880	1893	1,512	-12	1891	164	0.031
WT003	1857	1940	1857	1906	22	2	1906	232	0.044
WT005	1929	1932	1880	1912	280	4	1909	164	0.031
WT007	1792	1881	1792	1881	4	4	1822	6	0.001
Subtotal	-	-	-	-	2,438	-	-	902	0.171
Total	-	-	-	-	1,129,778	-	-	20,776,042	8,181.475

Note: 1. Price: Yuan/ton ; 2 .Trading volume and month-end open interest in contract ; 3. Turnover :10,000 Yuan ; 4. Trading volume、turnover and Month-end open interest include buy and sell ; 5. EFPs not included.

V Daily Settlement Price by Contracts

Cotton No. 1 (CF)												
Date	907	909	911	001	003	005	007	Vol	O. I.			
2009-7-1	13120	13335	13065	13205	13345	13505		8160	40080			
2009-7-2	13185	13370	13100	13255	13390	13545		13654	40680			
2009-7-3	13135	13350	13085	13200	13350	13495		6394	40176			
2009-7-6	13205	13420	13110	13235	13390	13525		15436	41336			
2009-7-7	13215	13445	13130	13250	13405	13540		8902	42116			
2009-7-8	13190	13460	13100	13215	13355	13505		9574	42668			
2009-7-9	13205	13485	13110	13205	13330	13520		8710	44968			
2009-7-10	13285	13605	13255	13360	13490	13635		20262	48896			
2009-7-13	13295	13605	13260	13405	13530	13670		14088	51158			
2009-7-14	13475	13685	13410	13565	13670	13765		42666	62524			
2009-7-15		13785	13455	13690	13800	13935	13965	42146	67504			
2009-7-16		13725	13390	13550	13675	13800	13915	21936	65116			
2009-7-17		13730	13355	13560	13655	13805	13915	16388	63770			
2009-7-20		13740	13380	13555	13695	13805	13910	12940	64140			
2009-7-21		13755	13400	13580	13725	13840	13970	17882	63170			
2009-7-22		13725	13340	13460	13610	13745	13895	15328	61446			
2009-7-23		13845	13375	13470	13630	13775	13890	14610	63128			
2009-7-24		13970	13405	13495	13635	13780	13920	13650	63070			
2009-7-27		13990	13375	13455	13590	13745	13905	12750	62062			
2009-7-28		13965	13440	13600	13715	13880	14030	29894	64616			
2009-7-29		13855	13420	13530	13670	13820	13945	20578	58610			
2009-7-30		13850	13390	13525	13670	13810	13940	12828	53650			
2009-7-31		13850	13440	13545	13690	13830	13985	22996	49434			
Strong Gluten Wheat (WS)												
Date	907	909	911	001	003	005	007	009	011	101	Vol	O. I.
2009-7-1	1901	2115	2115	2155	2159	2186	2170	2241	2255		43746	183584
2009-7-2	1901	2125	2122	2155	2160	2182	2167	2237	2253		44916	187230
2009-7-3	1901	2130	2126	2150	2151	2178	2162	2236	2239		48812	186866

2009-7-6	1900	2125	2112	2140	2143	2170	2157	2234	2237		42846	180124
2009-7-7	1900	2123	2111	2135	2143	2165	2153	2234	2237		16418	179120
2009-7-8	1900	2125	2108	2135	2141	2164	2150	2233	2237		19964	179694
2009-7-9	1900	2122	2107	2133	2133	2161	2150	2226	2230		12652	179846
2009-7-10	1900	2130	2116	2137	2140	2165	2154	2229	2230		19812	175188
2009-7-13	1900	2135	2113	2139	2140	2165	2150	2227	2235		14646	175290
2009-7-14	1900	2135	2115	2140	2140	2158	2151	2219	2225		16238	173616
2009-7-15	1900	2132	2116	2140	2134	2153	2153	2218	2223		16646	170530
2009-7-16	1900	2127	2109	2138	2134	2148	2147	2213	2215		22218	167830
2009-7-17	1900	2126	2115	2135	2129	2144	2141	2209	2215		8484	167948
2009-7-20	1900	2126	2110	2137	2132	2145	2141	2209	2215		10732	169944
2009-7-21	1900	2126	2111	2135	2132	2146	2145	2210	2217		9618	171268
2009-7-22	1900	2124	2110	2123	2124	2135	2134	2200	2207		29956	171298
2009-7-23	1900	2125	2110	2124	2119	2136	2135	2202	2211		9600	169372
2009-7-24		2115	2108	2118	2117	2128	2130	2193	2193	2215	29760	170726
2009-7-27		2118	2110	2114	2124	2127	2130	2192	2183	2213	13732	170904
2009-7-28		2117	2114	2116	2124	2127	2126	2192	2188	2199	9370	170292
2009-7-29		2118	2113	2120	2132	2133	2129	2195	2190	2199	17194	170718
2009-7-30		2119	2113	2121	2129	2132	2130	2194	2191	2197	17022	168488
2009-7-31		2110	2112	2116	2128	2130	2130	2194	2194	2198	43466	163666

Hard White Winter Wheat (WT)

Date	907	909	911	001	003	005	007	Vol	O. I.
2009-7-1	1678	1871	1893	1904	1893	1924		94	2574
2009-7-2	1678	1860	1896	1898	1911	1922		120	2574
2009-7-3	1678	1871	1882	1893	1905	1932		64	2558
2009-7-6	1729	1867	1880	1889	1906	1924		58	2556
2009-7-7	1729	1870	1880	1889	1910	1916		42	2542
2009-7-8	1729	1870	1876	1893	1902	1913		44	2526
2009-7-9	1729	1873	1895	1886	1878	1915		22	2524
2009-7-10	1729	1868	1905	1895	1893	1913		20	2518
2009-7-13	1729	1862	1884	1895	1914	1912		34	2510
2009-7-14	1729	1865	1884	1889	1913	1916		78	2482
2009-7-15	1729	1838	1883	1895	1913	1912		18	2484
2009-7-16	1729	1867	1880	1889	1907	1913		44	2462
2009-7-17	1729	1859	1879	1889	1903	1910		66	2458
2009-7-20	1729	1842	1867	1882	1903	1911		20	2460
2009-7-21	1729	1869	1871	1888	1903	1909		12	2456
2009-7-22	1729	1872	1871	1886	1897	1911		24	2460
2009-7-23	1729	1872	1871	1894	1897	1905		20	2432
2009-7-24		1870	1892	1887	1897	1912	1905	14	2432
2009-7-27		1870	1887	1887	1897	1909	1905	6	2430
2009-7-28		1877	1876	1886	1918	1913	1905	28	2430

2009-7-29		1870	1878	1890	1905	1902	1905		18	2430
2009-7-30		1860	1878	1889	1905	1909	1822		18	2438
2009-7-31		1861	1878	1891	1906	1908	1877		38	2438

SR White Sugar (SR)

Date	907	909	911	001	003	005	007	009	011	101	Vol	O. I.
2009-7-1	3795	3846	3925	4237	4282	4362	4404	4485	4513		410058	629388
2009-7-2	3785	3839	3924	4230	4277	4356	4392	4479	4510		455446	614678
2009-7-3	3784	3835	3916	4220	4279	4359	4407	4489	4516		276398	601570
2009-7-6	3792	3845	3919	4228	4282	4366	4411	4499	4529		257996	608566
2009-7-7	3785	3834	3908	4215	4260	4344	4384	4475	4530		222092	605464
2009-7-8	3763	3815	3890	4174	4225	4303	4352	4438	4488		329294	598898
2009-7-9	3762	3820	3894	4182	4225	4314	4356	4452	4501		219678	592058
2009-7-10	3761	3820	3897	4193	4241	4322	4379	4458	4499		264234	604528
2009-7-13	3759	3810	3888	4167	4211	4292	4341	4422	4477		318966	623454
2009-7-14	3751	3796	3870	4140	4146	4235	4263	4343	4407		789722	625508
2009-7-15		3773	3848	4111	4133	4205	4248	4321	4357	4332	653308	624532
2009-7-16		3796	3864	4131	4161	4238	4273	4352	4388	4415	452792	622938
2009-7-17		3795	3861	4118	4142	4221	4267	4340	4377	4436	312658	592062
2009-7-20		3810	3882	4143	4178	4259	4301	4386	4424	4474	328642	587584
2009-7-21		3792	3866	4120	4141	4224	4277	4347	4394	4464	451972	624750
2009-7-22		3777	3841	4082	4102	4186	4234	4311	4349	4433	811640	632592
2009-7-23		3762	3828	4048	4078	4156	4203	4283	4328	4412	744284	635726
2009-7-24		3757	3831	4044	4074	4156	4197	4282	4322	4409	488938	613680
2009-7-27		3737	3815	4006	4041	4125	4162	4251	4295	4388	606506	641194
2009-7-28		3721	3798	4001	4040	4125	4168	4255	4303	4393	472282	620694
2009-7-29		3735	3823	4025	4078	4167	4202	4296	4326	4433	657026	603706
2009-7-30		3731	3821	4028	4075	4163	4210	4295	4327	4417	382696	602628
2009-7-31		3756	3845	4071	4142	4225	4273	4361	4395	4490	1091234	637716

Rapeseed Oil (RO)

Date	907	909	911	001	003	005	007	Vol	O. I.
2009-7-1	7450	7562	7662	7748	7808	7710		65476	140134
2009-7-2	7450	7538	7664	7726	7766	7668		70124	139786
2009-7-3	7450	7426	7570	7562	7662	7532		110754	137124
2009-7-6	7450	7390	7500	7562	7638	7522		80570	136844
2009-7-7	7450	7386	7498	7544	7632	7510		66736	141124
2009-7-8	7450	7252	7354	7358	7468	7320		109466	137710
2009-7-9	7450	7254	7340	7360	7440	7326		41810	137496
2009-7-10	7450	7310	7368	7384	7398	7348		71340	139952
2009-7-13	7450	7314	7378	7334	7396	7316		84726	142986
2009-7-14	7450	7336	7402	7372	7396	7346		53030	139922
2009-7-15		7358	7418	7418	7458	7384	7360	66470	140504
2009-7-16		7350	7416	7378	7458	7358	7360	76100	141632

2009-7-17		7314	7386	7394	7472	7384	7360	40986	140308
2009-7-20		7360	7448	7476	7560	7486	7380	48406	138548
2009-7-21		7370	7456	7478	7584	7510	7380	38130	138588
2009-7-22		7348	7440	7440	7566	7494	7394	33706	136780
2009-7-23		7354	7422	7454	7566	7536	7402	23054	135574
2009-7-24		7350	7430	7438	7528	7510	7420	21302	135678
2009-7-27		7332	7414	7380	7488	7462	7544	26798	131650
2009-7-28		7374	7468	7468	7558	7500	7544	43290	135202
2009-7-29		7380	7452	7472	7570	7526	7544	33856	131150
2009-7-30		7374	7446	7462	7542	7534	7544	20820	127072
2009-7-31		7474	7588	7596	7660	7708	7544	46258	123678

Early Rice (ER)

Date	909	911	001	003	005	007	Vol	O. I.
2009-7-1	2077	2085	2102	2115	2149		15252	15252
2009-7-2	2076	2081	2104	2125	2140		6232	6232
2009-7-3	2067	2085	2102	2125	2135		4512	4512
2009-7-6	2072	2072	2102	2116	2134		5474	5474
2009-7-7	2070	2056	2099	2116	2138		2324	2324
2009-7-8	2059	2060	2100	2116	2127		6292	6292
2009-7-9	2054	2065	2095	2116	2127		3912	3912
2009-7-10	2055	2068	2089	2119	2134		3346	3346
2009-7-13	2051	2066	2086	2119	2133		3296	3296
2009-7-14	2051	2054	2086	2118	2133		2954	2954
2009-7-15	2051	2088	2083	2118	2123		4326	4326
2009-7-16	2044	2055	2078	2118	2125		5786	5786
2009-7-17	2035	2063	2078	2118	2124		4228	4228
2009-7-20	2037	2070	2085	2120	2126		4238	4238
2009-7-21	2035	2070	2085	2116	2120		2902	2902
2009-7-22	2028	2067	2081	2117	2111		5584	5584
2009-7-23	2034	2071	2078	2105	2105		4502	4502
2009-7-24	2036	2068	2082	2100	2090	2090	3004	3004
2009-7-27	2028	2038	2079	2087	2082	2090	4208	4208
2009-7-28	2030	2057	2074	2087	2092	2090	2370	2370
2009-7-29	2028	2064	2074	2089	2095	2090	3930	3930
2009-7-30	2032	2064	2074	2087	2097	2090	2798	2798
2009-7-31	2036	2055	2080	2094	2103	2057	6854	6854

PTA (TA)

Date	907	908	909	910	911	912	001	002	003	004	005	006	007	Vol	O. I.
2009-7-1	6982	6964	6988	7010	7012	6992	7064	7046	7128	7044	7118	7108		302822	187754
2009-7-2	6982	7026	7054	7074	7082	7082	7120	7118	7150	7150	7140	7150		435250	179696
2009-7-3	6982	6960	6976	7018	7036	6996	7014	7118	7078	7014	7120	7110		274392	170384
2009-7-6	7000	7018	7048	7068	7080	7046	7056	7118	7078	7086	7144	7106		379762	177244
2009-7-7	7130	6820	7018	7028	7022	7020	7036	7078	7078	7018	7072	7014		228788	168506

2009-7-8	7100	6956	6986	7002	6994	6970	7002	7078	7078	7102	7090	7108		199366	160670
2009-7-9	7100	6996	7058	6998	7066	7014	7040	7074	7078	7112	7104	7082		317292	175938
2009-7-10	7100	7124	7118	7108	7102	7092	7084	7080	7106	7112	7094	7150		305464	164884
2009-7-13	7136	7142	7178	7136	7130	7096	7072	7078	7106	7040	7094	7104		412210	188038
2009-7-14	7190	7250	7264	7184	7162	7092	7094	7088	7076	7088	7128	7146		366918	191198
2009-7-15		7268	7296	7200	7158	7134	7120	7124	7126	7118	7128	7102	7146	325134	195572
2009-7-16		7262	7310	7192	7162	7122	7126	7124	7118	7080	7176	7136	7146	318240	181406
2009-7-17		7202	7238	7140	7144	7106	7062	7084	6988	7068	7130	7136	7146	224880	162544
2009-7-20		7206	7240	7168	7176	7152	7138	7146	7120	7094	7096	7158	7140	161652	152718
2009-7-21		7284	7286	7228	7226	7242	7216	7182	7190	7160	7196	7158	7188	451654	151816
2009-7-22		7206	7278	7252	7242	7250	7236	7258	7276	7254	7218	7260	7188	244744	143570
2009-7-23		7328	7358	7306	7306	7266	7294	7282	7316	7340	7328	7238	7200	342644	160618
2009-7-24		7410	7460	7396	7384	7366	7340	7378	7366	7422	7358	7410	7304	276394	157002
2009-7-27		7552	7582	7478	7408	7440	7436	7480	7542	7582	7474	7550	7596	230604	149022
2009-7-28		7658	7740	7562	7556	7536	7518	7528	7554	7616	7642	7612	7626	319458	150824
2009-7-29		7762	7824	7606	7564	7546	7524	7542	7616	7630	7592	7636	7616	570912	159650
2009-7-30		7740	7810	7564	7524	7482	7482	7504	7570	7556	7532	7636	7514	380946	153560
2009-7-31		7862	7914	7832	7754	7672	7648	7732	7698	7692	7710	7700	7640	406600	132832



地址：郑州市未来路69号
网址：<http://www.czce.com.cn>