



Zhengzhou
Commodity Exchange

MONTHLY REPORT

8

Contents

I	Market Summary.....	3
II	Wheat, Cotton , Sugar ,PTA ,Rapeseed Oil and Early Rice Price Charts.....	4
III	Trading Volume, Turnover, Open Interest and Physical Delivery.	7
IV	List of Quotations.....	8
V	Daily Settlement Price by Contracts.....	10

I Market Summary

In August, the prices of strong gluten wheat futures contracts rose oscillatingly. The active contract WS005 ranged from 2133 to 2210 Yuan per ton, the largest range was 77 Yuan per ton. The month-end price of WS005 closed at 2178 Yuan per ton, rising 45 Yuan per ton over last month and up 2.11% over last month.

In August, the prices of cotton futures contracts rose first and then fell, falling oscillatingly. The active contract CF001 ranged from 13205 to 14000 Yuan per ton, the largest range was 795 Yuan per ton. The month-end price of CF001 closed at 13230 Yuan per ton, falling 320 Yuan per ton over last month and down 2.36% over last month.

In August, the prices of the white sugar futures contracts rose within a wide range. The active contract SR005 ranged from 4241 to 5044 Yuan per ton, the largest range was 803 Yuan per ton. The month-end price of SR005 closed at 4753 Yuan per ton, rising 510 Yuan per ton over last month and up 12.02% over last month.

In August, the prices of PTA futures contracts fell after consolidating at a higher level. The active contract TA910 ranged from 7528 to 8454 Yuan per ton, the largest range was 926 Yuan per ton. The month-end price of TA910 closed at 7546 Yuan per ton, falling 322 Yuan per ton over last month and down 4.09% over last month.

In August, the prices of the rapeseed oil futures contracts rose oscillatingly. The active contract R0001 ranged from 7468 to 7996 Yuan per ton, the largest range was 528 Yuan per ton. The month-end price of R0001 closed at 7710 Yuan per ton, rising 126 Yuan per ton over last month and up 1.66% over last month.

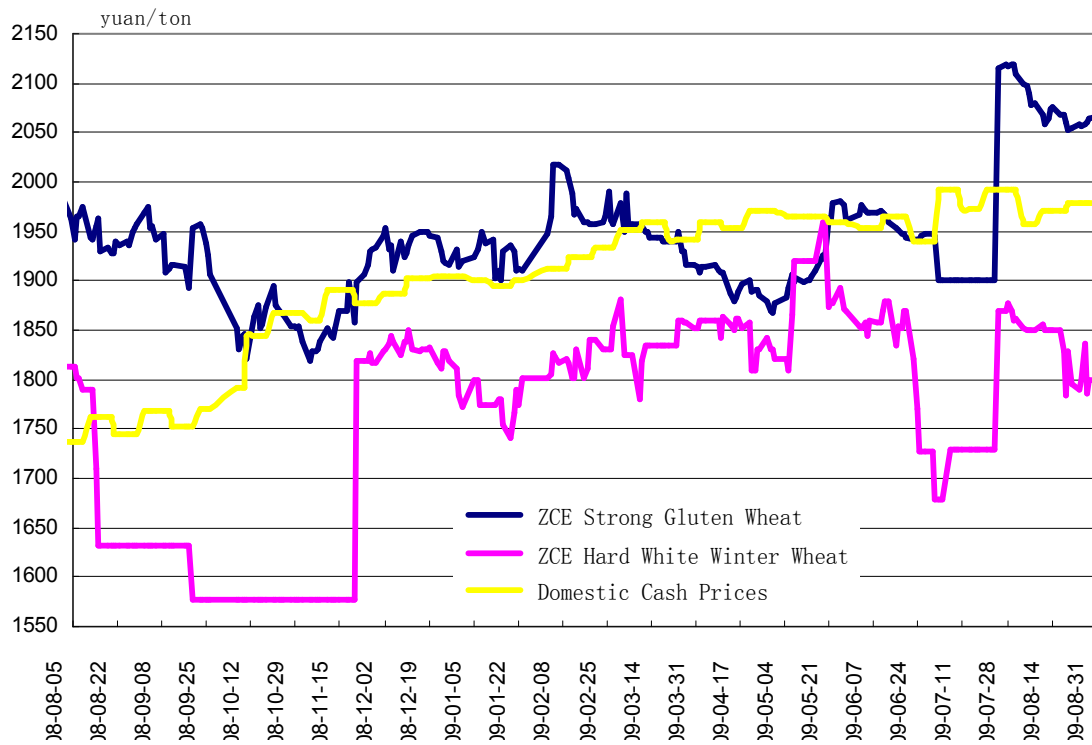
In August, the prices of early long non-glutinous rice futures contracts rose oscillatingly. The active contract ER001 ranged from 2045 to 2154 Yuan per ton, the largest range was 109 Yuan per ton. The month-end price of ER001 closed at 2129 Yuan per ton, rising 48 Yuan per ton over last month and up 2.31% over last month..

The total trading volume in August was 49,686,188 contracts, among them, strong gluten wheat was traded at 846,438 contracts, hard white wheat was traded at 4,388 contracts, cotton was traded at 524,172 contracts, white sugar was traded at 38,711,772 contracts, PTA was traded at 7,690,692 contracts, rapeseed oil was traded at 1,061,568 contracts and early long non-glutinous rice was traded at 847,158 contracts. As of August 31, the total open interest was 1,381,036 contracts with strong gluten wheat 141,920 contracts, hard white wheat 2,522 contracts, cotton 44,736 contracts, white sugar 855,440

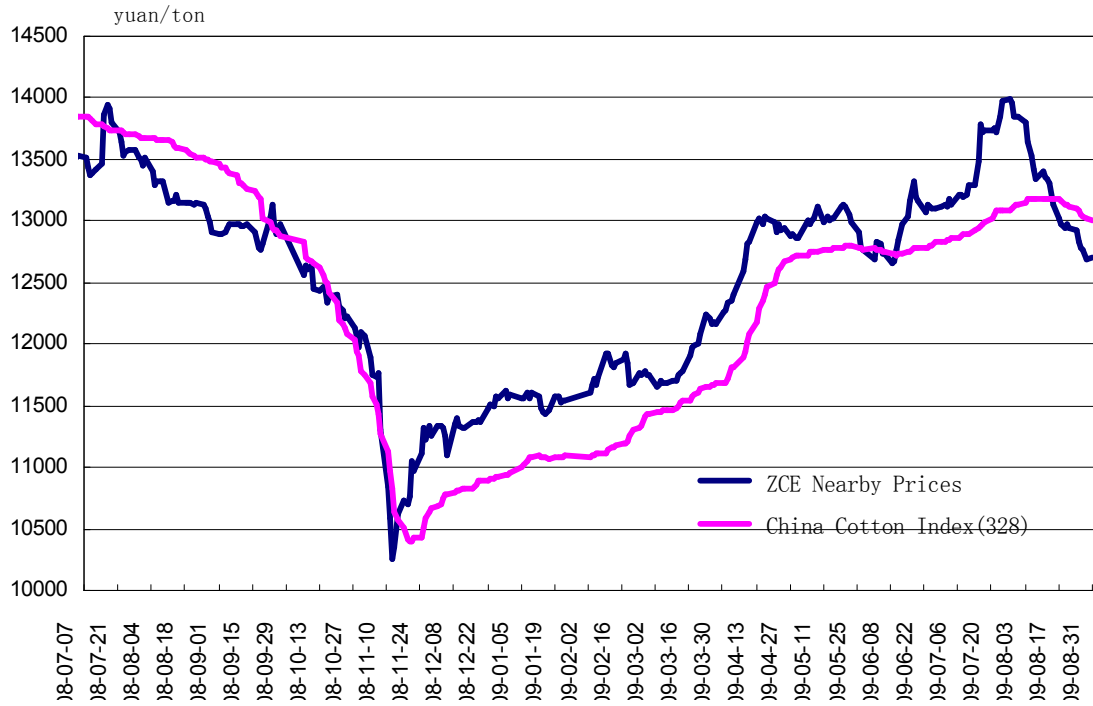
contracts, PTA 136,118 contracts, rapeseed oil 106,042 contracts and early long non-glutinous rice 94,258 contracts.

II Wheat, Cotton , Sugar ,PTA and Rapeseed Oil Price Charts

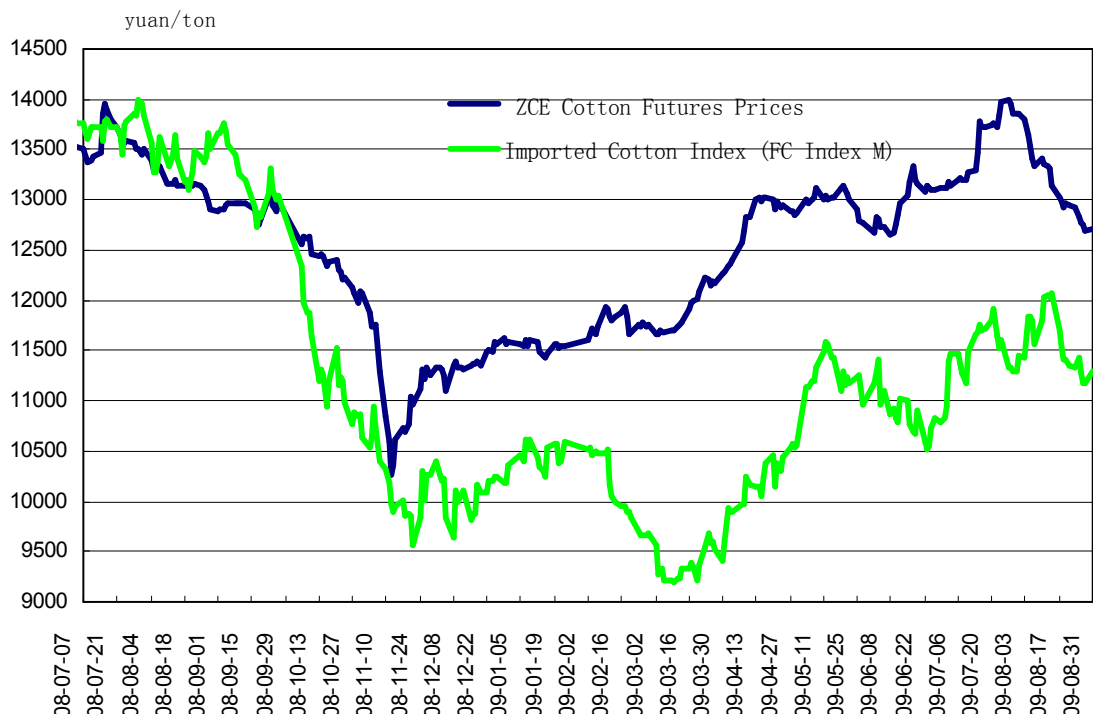
ZCE Wheat Futures Prices vs Domestic Cash Prices Chart



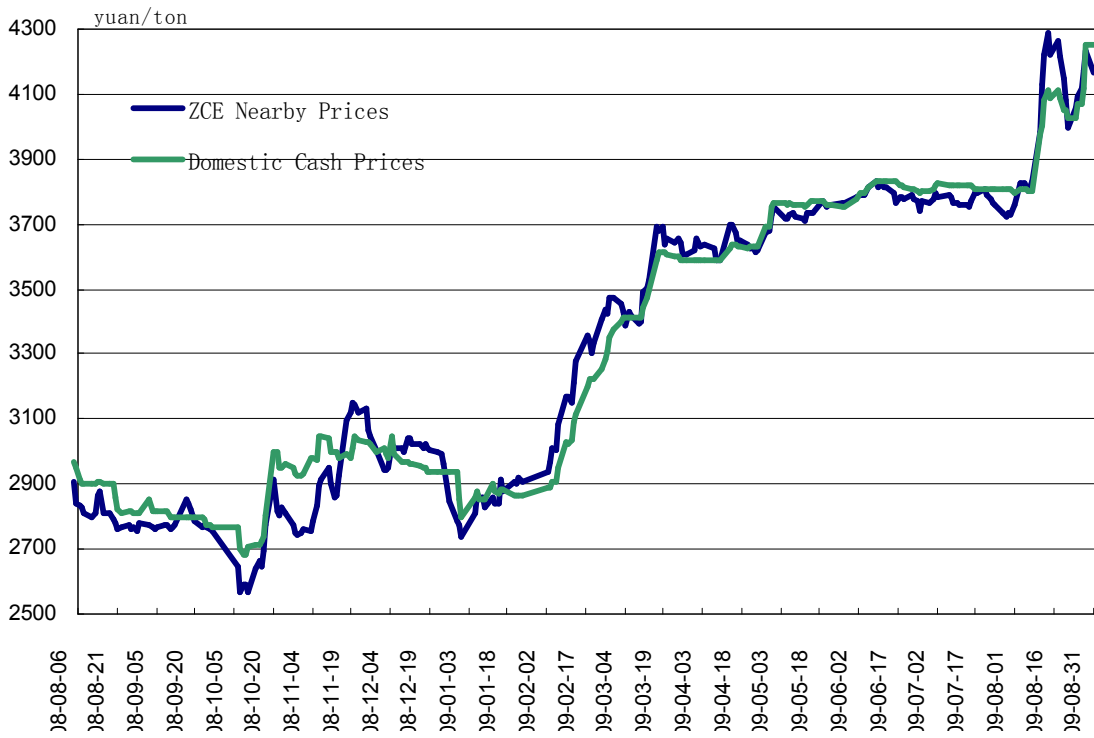
ZCE Cotton Futures vs China Cotton Index Chart



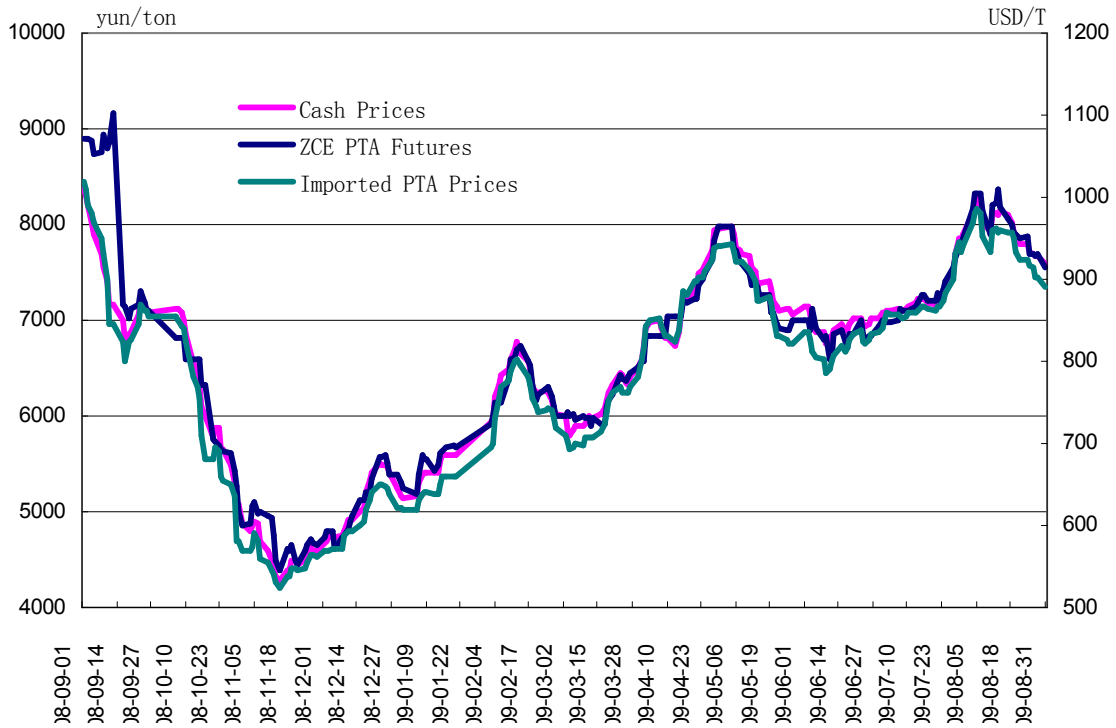
ZCE Cotton Futures Prices vs Imported Cotton Prices



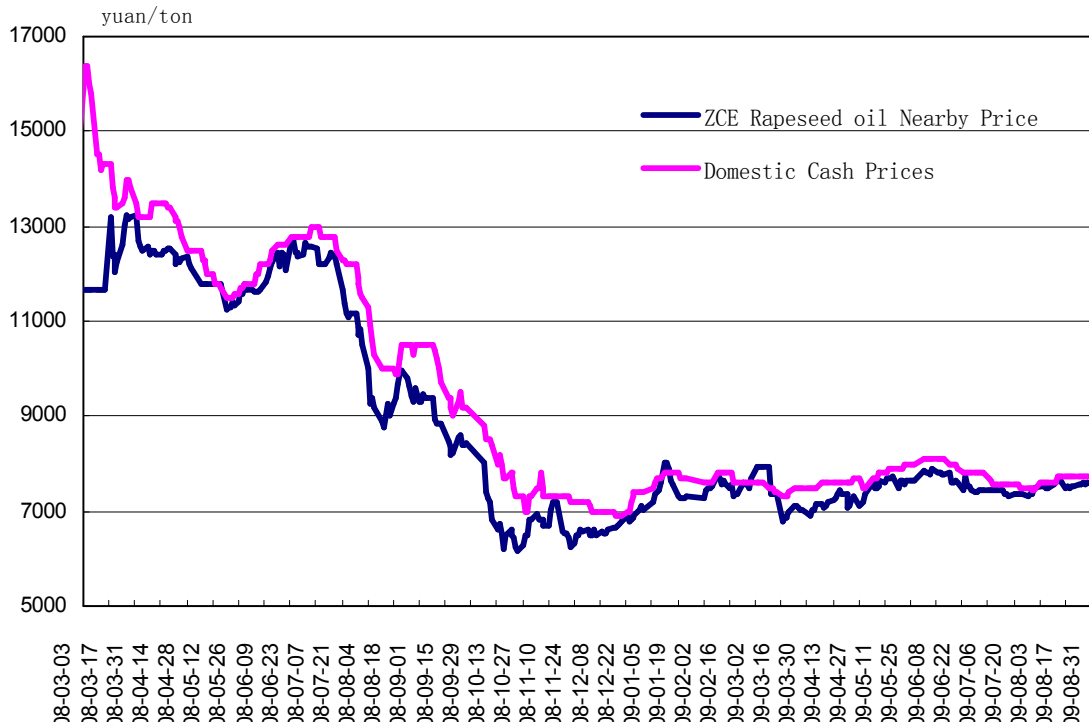
ZCE Sugar Futures Prices vs Domestic Cash Prices Chart



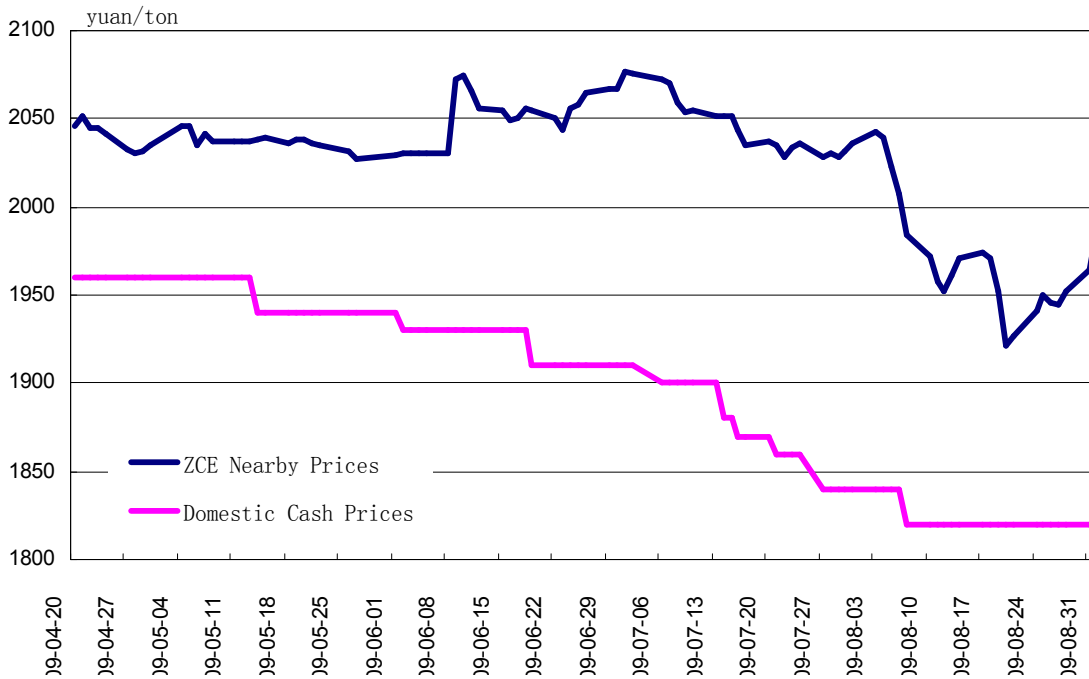
ZCE PTA Futures vs PTA Cash Prices Chart



ZCE Rapeseed Oil Futures Prices vs Domestic Cash Prices Chart



ZCE Early Rice Futures Prices vs Domestic Cash Prices Chart



III Trading Volume, Turnover, Open Interest and Physical Delivery

Trading Volume

Trading Volume	Aug-09	Aug-08	Change%	Jan'- Aug' 2009	Jan'- Aug' 2008	Change%
Cotton No.1	524,172	302,170	73.47%	3,369,146	4,571,320	-26.30%
Early Rice	847,158	-	-	1,567,864	-	-
Rapeseed Oil	1,061,568	1048174	1.28%	18,521,374	6692312	176.76%
Sugar	38,711,772	31,961,752	21.12%	166,411,772	200,216,648	-16.88%
Strong Gluten Wheat	7,690,692	2,918,774	163.49%	54,523,300	16,754,722	225.42%
PTA	846,438	4,023,404	-78.96%	12,466,458	41,307,438	-69.82%
Hard White Winter Wheat	4,388	98,194	-95.53%	28,614	226,840	-87.39%
Total	49,686,188	40,352,468	23.13%	256,888,528	269,769,280	-4.77%

Note: 1. Trading volume in contract; 2. Trading volume includes buy and sell; 3. Contract size of wheat and sugar: 10 tons, contract size of cotton: 5 tons; 4. EFPs included.

Turnover

Turnover	Aug-09	Aug-08	Change%	Jan'- Aug' 2009	Jan'- Aug' 2008	Change%
Cotton No.1	3,574,127	2,116,174	68.90%	21,617,954	34,645,197	-37.60%
Early Rice	1,780,834	-	-	3,258,694	-	-
Rapeseed Oil	4,139,480	5054003	-18.10%	67,588,260	39484156	71.18%
Sugar	182,802,459	107,206,810	70.51%	659,347,804	776,295,576	-15.06%
PTA	30,687,290	12,805,864	139.63%	188,078,582	73,835,532	154.73%
Strong Gluten Wheat	1,832,146	8,311,363	-77.96%	26,410,937	86,716,938	-69.54%
Hard White Winter Wheat	8,371	177,672	-95.29%	53,893	411,472	-86.90%
Total	224,824,707	135,671,886	65.71%	966,356,124	1,011,388,871	-4.45%

Note: 1. Turnover in 10,000 Yuan; 2. Turnover includes buy and sell; 3. EFPs included.

Open Interest

Open Interest	Aug-09	Aug-08	Change%	Jul -09	Change%
Cotton No.1	44,736	36,852	21.39%	49,434	-9.50%
Early Rice	94,258	-	-	20,014	370.96%
Rapeseed Oil	106,042	49940	112.34%	123,678	-14.26%
Sugar	855,440	781,888	9.41%	637,716	34.14%
PTA	136,118	126,800	7.35%	132,832	2.47%
Strong Gluten Wheat	141,920	331,070	-57.13%	163,666	-13.29%
Hard White Winter Wheat	2,522	16,554	-84.77%	2,438	3.45%
Total	1,381,036	1,343,104	2.82%	1,129,778	22.24%

Note: 1. Unit: open interest in contract; 2. Open interest includes buy and sell; 3. Contract size of wheat and sugar: 10 tons, contract size of cotton: 5 tons.

Physical Delivery

	Aug2009 Delivery Volume	Aug2009 EFPs	Aug2008 Delivery Volume	Aug2008 EFPs	Jan'- Aug' 2009	Jan'- Aug' 2008
CF	0	0	0	0	11,352	35,812
ER	0	0	0	0	0	0
RO	0	0	0	0	8,737	9616
SR	0	0	0	0	23,513	31581
TA	895	0	57	0	15,309	69092
WS	0	0	0	0	9,849	19,335
WT	0	0	0	0	1407	194
Total	895	0	57	0	70,167	165,630

Note: 1. Unit: open interest in contract; 2. Open interest includes buy and sell; 3. Contract size of wheat: 10 tons, contract size of cotton: 5 tons.

IV List of Quotations

Contract	Open	High	Low	Close	Month-end O.I	Change	Month-end Settlement	Volume	Turnover
CF909	13900	13900	12590	12710	1,308	-9884	12705	15,236	10.262
CF911	13480	13600	13030	13085	1,262	-456	13075	3,352	2.247
CF001	13610	14000	13205	13230	34,978	2536	13275	473,158	322.377
CF003	13730	14180	13420	13435	1,910	-204	13460	4,404	3.032
CF005	13885	14255	13495	13600	5,122	3266	13630	26,594	18.496
CF007	14000	14355	13700	13755	156	44	13805	1,428	1
Subtotal	-	-	-	-	44,736	-	-	524,172	357.413
ER909	2040	2055	1901	1969	3,000	-13094	1964	44,892	8.97
ER911	2064	2105	2000	2056	1,980	1806	2042	7,018	1.43
ER001	2082	2154	2045	2129	68,138	65918	2116	713,602	150.298
ER003	2137	2155	2072	2120	934	584	2098	2,146	0.451
ER005	2120	2183	2034	2161	19,922	18748	2151	78,760	16.775
ER007	2117	2198	2086	2182	284	282	2162	740	0.16
Subtotal	-	-	-	-	94,258	-	-	847,158	178.083
GN909	0	0	0	0	0	0		0	0
GN911	0	0	0	0	0	0		0	0
GN001	0	0	0	0	0	0		0	0
GN003	0	0	0	0	0	0		0	0
Subtotal	-	-	-	-	0	-	-	0	0
RO909	7462	7998	7418	7552	19,396	-17710	7582	38,024	14.388
RO911	7578	7968	7510	7682	1,346	-602	7630	2,144	0.83
RO001	7670	7996	7468	7710	70,816	-5904	7748	853,026	331.875
RO003	7710	8122	7668	7810	944	418	7810	1,462	0.575
RO005	7792	8178	7640	7854	13,528	6150	7910	166,764	66.221

RO007	7922	8290	7698	7960	12	12	7960	148	0.059
Subtotal	-	-	-	-	106,042	-	-	1,061,568	413.948
SR909	3771	4364	3760	4143	30,656	-36058	4167	137,692	55.468
SR911	3860	4500	3857	4269	50,638	31270	4331	127,616	54.314
SR001	4089	4847	4085	4574	94,588	-138792	4634	2,319,108	1,031.11
SR003	4157	4913	4156	4639	22,978	8766	4696	65,032	29.979
SR005	4241	5044	4241	4753	574,480	299088	4814	35,632,626	16,898.57
SR007	4329	5077	4318	4791	18,232	4504	4848	41,024	19.574
SR009	4384	5196	4384	4891	48,000	39174	4950	334,762	164.265
SR011	4351	5222	4351	4920	3,502	986	4989	8,256	4.06
SR101	4550	5279	4516	4996	12,366	8786	5074	45,656	22.911
Subtotal	-	-	-	-	855,440	-	-	38,711,772	18,280.246
TA908	8166	8500	7900	8150	0	-1540	8182	884	0.362
TA909	7966	8460	7490	7524	14,158	-88796	7542	1,106,508	454.175
TA910	7978	8454	7528	7546	85,340	70354	7602	6,420,040	2,550.31
TA911	7870	8416	7496	7524	20,506	17296	7586	137,234	53.575
TA912	7900	8350	7514	7522	2,196	-856	7572	6,876	2.702
TA001	7798	8342	7526	7532	4,204	2724	7592	9,114	3.564
TA002	7960	8340	7518	7592	716	222	7584	424	0.171
TA003	8006	8398	7560	7560	2,910	284	7618	596	0.24
TA004	8000	8372	7428	7784	2,080	1242	7794	2,130	0.848
TA005	8010	8322	7638	7640	410	352	7690	2,134	0.855
TA006	7722	8382	7722	7762	2,188	1226	7744	2,902	1.181
TA007	7670	8346	7670	7800	1,384	752	7800	1,808	0.726
TA008	8190	8190	7780	7990	26	26	7886	42	0.017
Subtotal	-	-	-	-	136,118	-	-	7,690,692	3,068.729
WS909	2110	2111	2049	2069	10,924	-29798	2066	48,728	10.128
WS911	2109	2122	2086	2105	2,142	-10	2098	1,618	0.34
WS001	2122	2147	2112	2127	37,676	-28716	2128	175,494	37.354
WS003	2125	2198	2102	2155	1,416	-22	2153	468	0.101
WS005	2133	2210	2133	2178	60,430	22496	2176	567,746	123.609
WS007	2138	2198	2133	2167	2,332	-58	2169	1,644	0.355
WS009	2200	2262	2199	2242	25,340	13058	2239	47,782	10.666
WS011	2205	2272	2196	2241	298	10	2243	328	0.073
WS101	2218	2268	2170	2259	1,362	1294	2259	2,630	0.588
Subtotal	-	-	-	-	141,920	-	-	846,438	183.215
WT909	1850	1858	1775	1800	122	-24	1800	260	0.047
WT911	1855	1926	1855	1900	486	12	1907	494	0.094
WT001	1892	1978	1875	1928	1,486	-26	1927	2,220	0.423
WT003	1890	1996	1858	1932	68	46	1924	526	0.101
WT005	1908	1954	1890	1946	286	6	1950	354	0.068
WT007	1917	1981	1870	1930	74	70	1941	534	0.103
Subtotal	-	-	-	-	2,522	-	-	4,388	0.837

Total	-	-	-	-	1,381,036	-	-	49,686,188	22,482,471
--------------	---	---	---	---	------------------	---	---	-------------------	-------------------

Note: 1. Price: Yuan/ton ; 2 .Trading volume and month-end open interest in contract ; 3. Turnover :10,000 Yuan ; 4. Trading volume、turnover and Month-end open interest include buy and sell ; 5. EFPs not included.

V Daily Settlement Price by Contracts

Cotton No. 1 (CF)											
Date	909	911	001	003	005	007	Vol			O. I.	
2009-8-3	13795	13475	13625	13765	13920	14000	36480			48486	
2009-8-4	13640	13485	13645	13810	13935	14045	24918			45106	
2009-8-5	13525	13470	13650	13795	13940	14040	19972			45364	
2009-8-6	13420	13395	13550	13700	13840	13960	19028			42076	
2009-8-7	13340	13340	13485	13630	13780	13920	11148			40046	
2009-8-10	13405	13410	13590	13725	13875	13975	20912			43092	
2009-8-11	13360	13510	13815	13895	14075	14200	68976			59674	
2009-8-12	13340	13520	13870	13945	14140	14250	33192			56984	
2009-8-13	13315	13570	13940	14005	14205	14310	44274			67938	
2009-8-14	13140	13435	13760	13835	14055	14215	41122			58478	
2009-8-17	13015	13320	13540	13700	13885	13950	38908			47034	
2009-8-18	12980	13300	13525	13695	13885	13985	15342			45774	
2009-8-19	12935	13285	13465	13635	13780	13905	21516			42450	
2009-8-20	12970	13290	13480	13645	13825	13935	14344			42614	
2009-8-21	12945	13265	13455	13635	13790	13940	11780			42668	
2009-8-24	12930	13315	13530	13700	13910	14045	15484			44772	
2009-8-25	12830	13280	13510	13665	13865	13985	15782			43354	
2009-8-26	12780	13140	13345	13520	13730	13880	29424			45424	
2009-8-27	12760	13100	13270	13465	13665	13805	16224			45734	
2009-8-28	12685	13090	13310	13490	13685	13835	11974			44590	
2009-8-31	12705	13075	13275	13460	13630	13805	13372			44736	
Strong Gluten Wheat (WS)											
Date	909	911	001	003	005	007	009	011	101	Vol	O. I.
2009-8-3	2099	2106	2130	2133	2153	2145	2208	2204	2204	83458	158022
2009-8-4	2098	2110	2137	2146	2170	2153	2219	2208	2210	58140	154340
2009-8-5	2090	2106	2132	2144	2166	2152	2216	2206	2209	27546	153206
2009-8-6	2078	2105	2121	2139	2152	2147	2210	2198	2207	26430	149260
2009-8-7	2079	2103	2120	2135	2152	2146	2209	2201	2209	22288	144186
2009-8-10	2068	2099	2120	2126	2156	2153	2209	2204	2204	25160	142470
2009-8-11	2058	2091	2124	2145	2164	2156	2219	2210	2225	26440	139780
2009-8-12	2064	2094	2123	2131	2162	2154	2216	2209	2224	18852	138738
2009-8-13	2075	2103	2137	2164	2191	2163	2243	2224	2234	122174	150780
2009-8-14	2076	2103	2139	2164	2197	2178	2247	2236	2247	90086	155982
2009-8-17	2069	2096	2124	2142	2175	2165	2235	2227	2247	59098	151212

2009-8-18	2068	2102	2124	2141	2178	2173	2244	2246	2252	49672	151226
2009-8-19	2060	2093	2117	2130	2167	2156	2235	2237	2241	40092	149054
2009-8-20	2053	2088	2117	2130	2164	2155	2235	2237	2242	21072	148696
2009-8-21	2054	2089	2119	2130	2168	2160	2239	2239	2248	15168	147932
2009-8-24	2058	2096	2126	2144	2180	2171	2247	2249	2254	43330	145954
2009-8-25	2057	2094	2124	2140	2176	2175	2240	2246	2253	17666	143080
2009-8-26	2059	2097	2124	2144	2176	2165	2240	2240	2252	10710	142384
2009-8-27	2060	2096	2126	2162	2179	2167	2245	2248	2255	31178	146262
2009-8-28	2064	2099	2130	2168	2183	2171	2243	2250	2256	26516	144632
2009-8-31	2066	2098	2128	2153	2176	2169	2239	2243	2259	31362	141920

Hard White Winter Wheat (WT)

Date	909	911	001	003	005	007	Vol	O. I.
2009-8-3	1852	1882	1891	1915	1908	1900	110	2460
2009-8-4	1850	1888	1893	1907	1912	1900	126	2458
2009-8-5	1850	1878	1888	1908	1912	1914	38	2456
2009-8-6	1850	1880	1891	1921	1912	1899	44	2448
2009-8-7	1850	1898	1884	1940	1914	1944	396	2490
2009-8-10	1855	1896	1887	1938	1909	1934	104	2464
2009-8-11	1850	1893	1898	1945	1920	1919	146	2484
2009-8-12	1850	1898	1900	1930	1926	1914	42	2478
2009-8-13	1850	1898	1908	1935	1933	1923	68	2468
2009-8-14	1850	1895	1904	1915	1925	1930	136	2464
2009-8-17	1850	1899	1894	1898	1922	1922	166	2450
2009-8-18	1829	1898	1900	1906	1921	1922	78	2432
2009-8-19	1783	1897	1900	1906	1925	1925	100	2430
2009-8-20	1829	1900	1900	1906	1921	1925	1810	2426
2009-8-21	1795	1900	1917	1908	1923	1936	96	2438
2009-8-24	1790	1911	1924	1925	1922	1938	118	2466
2009-8-25	1799	1908	1935	1929	1927	1933	202	2492
2009-8-26	1836	1914	1936	1932	1933	1936	220	2490
2009-8-27	1786	1913	1930	1925	1933	1941	212	2540
2009-8-28	1800	1913	1926	1924	1930	1943	90	2522
2009-8-31	1800	1907	1927	1924	1950	1941	86	2522

SR White Sugar (SR)

Date	909	911	001	003	005	007	009	011	101	Vol	O. I.
2009-8-3	3825	3924	4185	4279	4337	4423	4506	4523	4621	984744	658184
2009-8-4	3823	3947	4278	4374	4484	4530	4624	4647	4738	2026762	771446
2009-8-5	3814	3939	4240	4332	4442	4494	4586	4618	4720	1482848	787706
2009-8-6	3801	3931	4212	4296	4409	4458	4562	4607	4700	1014796	770760
2009-8-7	3834	3958	4237	4328	4438	4481	4590	4633	4707	1097374	796632
2009-8-10	3985	4114	4405	4494	4609	4660	4765	4800	4887	84090	780342
2009-8-11	4129	4251	4581	4678	4781	4827	4928	5005	5079	1518616	789814

2009-8-12	4218	4342	4691	4794	4887	4966	5060	5125	5174	2329406	840488
2009-8-13	4289	4434	4770	4856	4953	5000	5096	5137	5174	2086752	852194
2009-8-14	4223	4374	4669	4737	4852	4892	4999	5059	5097	1681408	824284
2009-8-17	4263	4396	4709	4778	4893	4943	5037	5059	5117	3008292	874770
2009-8-18	4217	4378	4694	4775	4882	4920	5026	5064	5113	1750000	876108
2009-8-19	4150	4320	4614	4697	4798	4791	4927	4909	5012	1078034	830328
2009-8-20	4081	4250	4503	4560	4680	4724	4827	4873	4929	2873614	748988
2009-8-21	3993	4135	4423	4495	4603	4649	4748	4797	4871	2017034	726002
2009-8-24	4055	4186	4486	4552	4662	4699	4805	4836	4917	1824800	755310
2009-8-25	4094	4228	4529	4596	4703	4750	4841	4884	4953	2219192	809450
2009-8-26	4117	4256	4546	4618	4721	4772	4863	4900	4971	1539468	787136
2009-8-27	4175	4309	4597	4660	4780	4815	4926	4966	5026	2273360	860380
2009-8-28	4236	4392	4710	4780	4899	4933	5038	5072	5128	2828530	931142
2009-8-31	4167	4331	4634	4696	4814	4848	4950	4989	5074	2992652	855440

Rapeseed Oil (RO)

Date	909	911	001	003	005	007	Vol	O. I.
2009-8-3	7504	7630	7666	7808	7846	7876	53104	126698
2009-8-4	7530	7706	7744	7808	7928	7876	56026	124556
2009-8-5	7572	7790	7804	7914	7986	8018	87694	125058
2009-8-6	7488	7718	7756	7806	7908	8018	53060	123142
2009-8-7	7474	7690	7708	7806	7862	8008	38200	121212
2009-8-10	7576	7808	7806	7896	7956	8008	55468	123696
2009-8-11	7602	7814	7816	7796	7982	8080	59664	127634
2009-8-12	7676	7856	7914	7980	8090	8064	89966	129934
2009-8-13	7704	7882	7962	8058	8132	8182	79196	119612
2009-8-14	7620	7784	7862	8096	8006	8102	46010	119520
2009-8-17	7494	7548	7658	7752	7794	7984	65836	111498
2009-8-18	7522	7588	7676	7806	7826	7964	30570	109710
2009-8-19	7486	7586	7644	7744	7786	7852	58924	104166
2009-8-20	7512	7578	7652	7838	7808	7990	34988	105276
2009-8-21	7516	7632	7652	7776	7794	7976	29026	104210
2009-8-24	7586	7740	7796	7890	7942	8070	45868	107570
2009-8-25	7566	7726	7784	7890	7930	8006	27832	105428
2009-8-26	7592	7726	7810	7780	7958	8006	27162	105920
2009-8-27	7578	7726	7810	7956	7956	7990	22744	105246
2009-8-28	7594	7750	7868	7938	8022	8056	55870	110388
2009-8-31	7582	7630	7748	7810	7910	7960	44360	106042

Early Rice (ER)

Date	909	911	001	003	005	007	O. I.	O. I.
2009-8-3	2043	2082	2100	2106	2125	2117	13586	21216
2009-8-4	2039	2081	2103	2123	2130	2145	9890	22336
2009-8-5	2023	2080	2115	2132	2147	2145	22334	25270

2009-8-6	2007	2062	2088	2101	2110	2145	13860	25496
2009-8-7	1984	2048	2070	2091	2095	2128	14654	27190
2009-8-10	1972	2037	2076	2096	2096	2130	15814	29870
2009-8-11	1958	2035	2071	2104	2094	2125	16646	27948
2009-8-12	1952	2038	2076	2101	2086	2116	13820	29120
2009-8-13	1961	2045	2104	2127	2123	2128	41898	34106
2009-8-14	1971	2056	2121	2142	2157	2159	70340	41190
2009-8-17	1974	2056	2130	2136	2163	2182	104336	49912
2009-8-18	1971	2055	2120	2149	2159	2174	41478	49502
2009-8-19	1952	2028	2093	2108	2129	2160	52092	47220
2009-8-20	1921	2012	2071	2083	2108	2131	30604	45370
2009-8-21	1927	2009	2074	2099	2106	2136	32606	51414
2009-8-24	1941	2021	2094	2123	2128	2148	65244	60914
2009-8-25	1950	2018	2099	2118	2136	2155	39668	61042
2009-8-26	1946	2017	2097	2114	2133	2148	18622	60664
2009-8-27	1944	2013	2091	2113	2132	2152	25514	61910
2009-8-28	1952	2021	2099	2095	2140	2152	39358	64918
2009-8-31	1964	2042	2116	2098	2151	2162	164794	94258

PTA (TA)

Date	908	909	910	911	912	001	002	003	004	005	006	007	008	Vo1	O. I.
2009-8-3	8170	8172	8172	8042	7910	7906	8006	7994	8000	7962	7868	7670		240296	118188
2009-8-4	8334	8320	8226	8096	8010	8062	7972	8016	7926	8246	8020	7830		304558	130070
2009-8-5	8334	8412	8192	8100	8056	8056	8058	8078	8044	8146	8174	7980		240806	129588
2009-8-6	8332	8366	8184	8104	8046	8026	8056	8078	8138	8042	8060	8088		136350	123070
2009-8-7	8142	8164	8002	7918	7872	7850	7898	7902	7886	7898	7924	7890		279534	123264
2009-8-10	7900	7930	7900	7846	7792	7826	7904	7862	7886	7998	7860	7890		329886	106344
2009-8-11	8210	8122	8108	8084	8086	8058	8178	8124	8150	8186	8046	8116		218238	123994
2009-8-12	8220	8296	8318	8274	8198	8224	8254	8242	8292	8206	8250	8238		505134	122934
2009-8-13	8372	8194	8228	8210	8130	8164	8174	8180	8214	8170	8254	8218		425368	125606
2009-8-14	8182	8154	8214	8172	8102	8088	8100	8180	8214	8168	8190	8162		564244	135580
2009-8-17		8064	8086	8030	7986	7974	8002	8054	8086	8084	8066	8114	8106	720456	152220
2009-8-18		8002	7964	7942	7904	7892	7884	7944	7954	7992	7960	8020	8022	540244	145664
2009-8-19		7926	7856	7850	7670	7748	7800	7820	7720	7890	7838	7848	7988	539200	127694
2009-8-20		7896	7800	7770	7710	7694	7688	7742	7736	7832	7878	7846	7886	301342	107796
2009-8-21		7866	7768	7730	7672	7688	7676	7724	7772	7796	7856	7830	7886	296520	110432
2009-8-24		7880	7836	7794	7760	7780	7782	7778	7908	7900	7830	7832	7886	233310	117508
2009-8-25		7688	7698	7666	7646	7660	7726	7746	7760	7744	7742	7780	7840	482702	121124
2009-8-26		7698	7696	7666	7662	7682	7710	7708	7760	7750	7744	7780	7824	283766	129384
2009-8-27		7672	7638	7618	7600	7626	7638	7668	7678	7704	7736	7800	7824	192506	122232
2009-8-28		7684	7702	7672	7682	7692	7712	7738	7794	7800	7812	7812	7824	531744	167962
2009-8-31		7542	7602	7586	7572	7592	7584	7618	7746	7690	7706	7780	7824	324488	136118



郑州商品交易所
Zhengzhou Commodity Exchange

地址：郑州市未来路69号
网址：<http://www.czce.com.cn>