



Zhengzhou
Commodity Exchange

*MONTHLY
REPORT*

9

Contents

I	Market Summary.....	3
II	Wheat, Cotton , Sugar ,PTA ,Rapeseed Oil and Early Rice Price Charts.....	4
III	Trading Volume, Turnover, Open Interest and Physical Delivery.	7
IV	List of Quotations.....	8
V	Daily Settlement Price by Contracts.....	10

I Market Summary

In September, the prices of strong gluten wheat futures contracts fell oscillatingly. The active contract WS005 ranged from 2120 to 2201 Yuan per ton, the largest range was 81 Yuan per ton. The month-end price of WS005 closed at 2139 Yuan per ton, falling 39 Yuan per ton over last month and down 1.79% over last month.

In September, the prices of cotton futures contracts rose oscillatingly. The active contract CF001 ranged from 13105 to 13900 Yuan per ton, the largest range was 795 Yuan per ton. The month-end price of CF001 closed at 13670 Yuan per ton, rising 440 Yuan per ton over last month and up 3.33% over last month.

In September, the prices of the white sugar futures contracts oscillated within a limited range. The active contract SR005 ranged from 4481 to 4833 Yuan per ton, the largest range was 352 Yuan per ton. The month-end price of SR005 closed at 4647 Yuan per ton, falling 106 Yuan per ton over last month and down 2.23% over last month.

In September, the prices of PTA futures contracts fell largely. The active contract TA911 ranged from 6562 to 7514 Yuan per ton, the largest range was 952 Yuan per ton. The month-end price of TA911 closed at 6668 Yuan per ton, falling 856 Yuan per ton over last month and down 11.38% over last month.

In September, the prices of the rapeseed oil futures contracts oscillated. The active contract R0001 ranged from 7214 to 7724 Yuan per ton, the largest range was 510 Yuan per ton. The month-end price of R0001 closed at 7340 Yuan per ton, falling 370 Yuan per ton over last month and down 4.8% over last month.

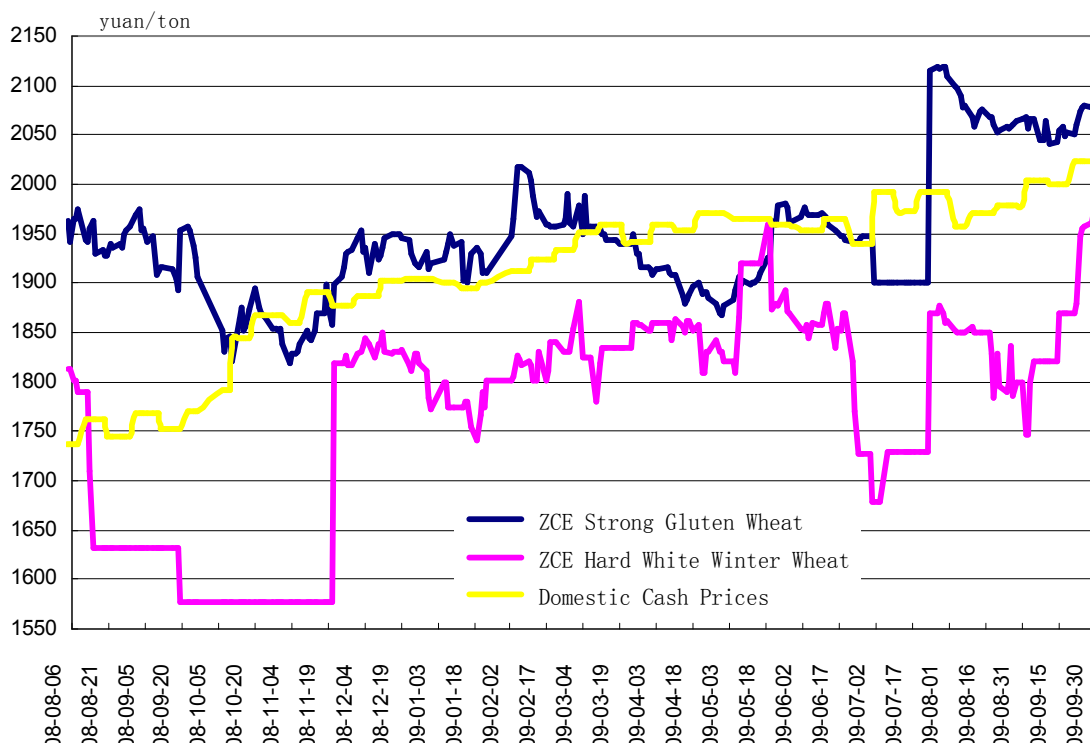
In September, the prices of early long non-glutinous rice futures contracts fell. The active contract ER001 ranged from 1985 to 2139 Yuan per ton, the largest range was 154 Yuan per ton. The month-end price of ER001 closed at 1992 Yuan per ton, falling 137 Yuan per ton over last month and down 6.43% over last month.

The total trading volume in September was 41,110,524 contracts, among them, strong gluten wheat was traded at 422,894 contracts, hard white wheat was traded at 2,588 contracts, cotton was traded at 552,450 contracts, white sugar was traded at 31,767,634 contracts, PTA was traded at 7,319,154 contracts, rapeseed oil was traded at 493,606 contracts and early long non-glutinous rice was traded at 552,198 contracts. As of September 30, the total open interest was 1,011,184 contracts with strong gluten wheat 90,104 contracts, hard white wheat 2,526 contracts, cotton 51,362 contracts, white sugar 609,370 contracts, PTA 142,532 contracts, rapeseed oil 71,376 contracts and

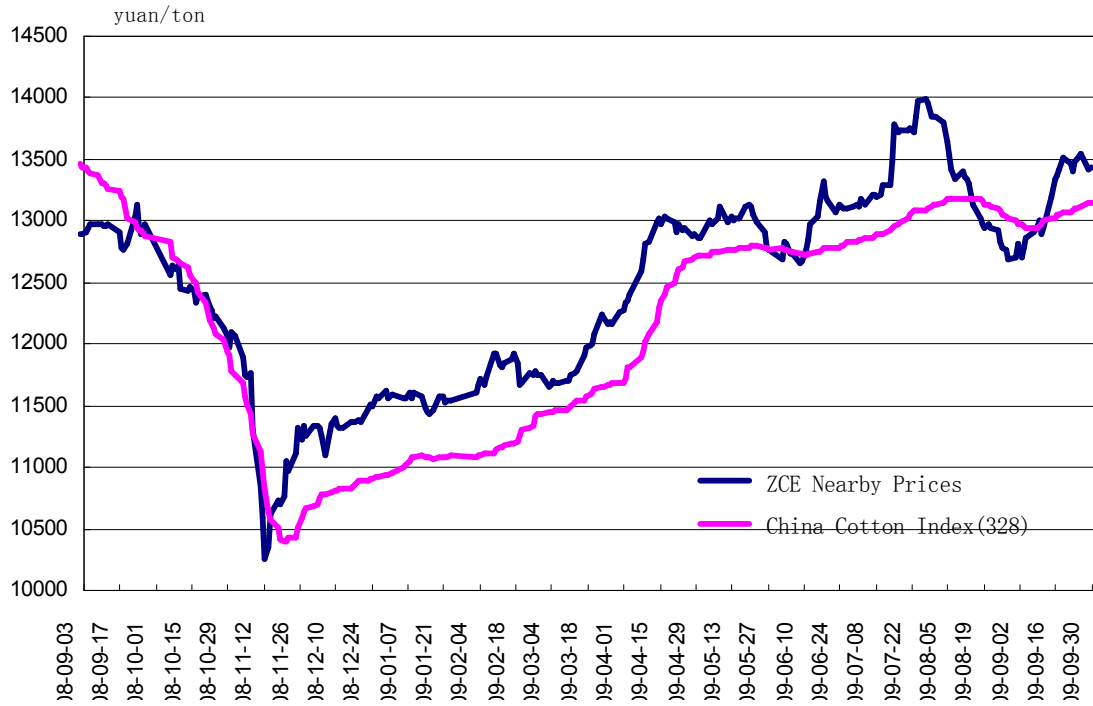
early long non-glutinous rice 43,914 contracts.

II Wheat, Cotton , Sugar ,PTA and Rapeseed Oil Price Charts

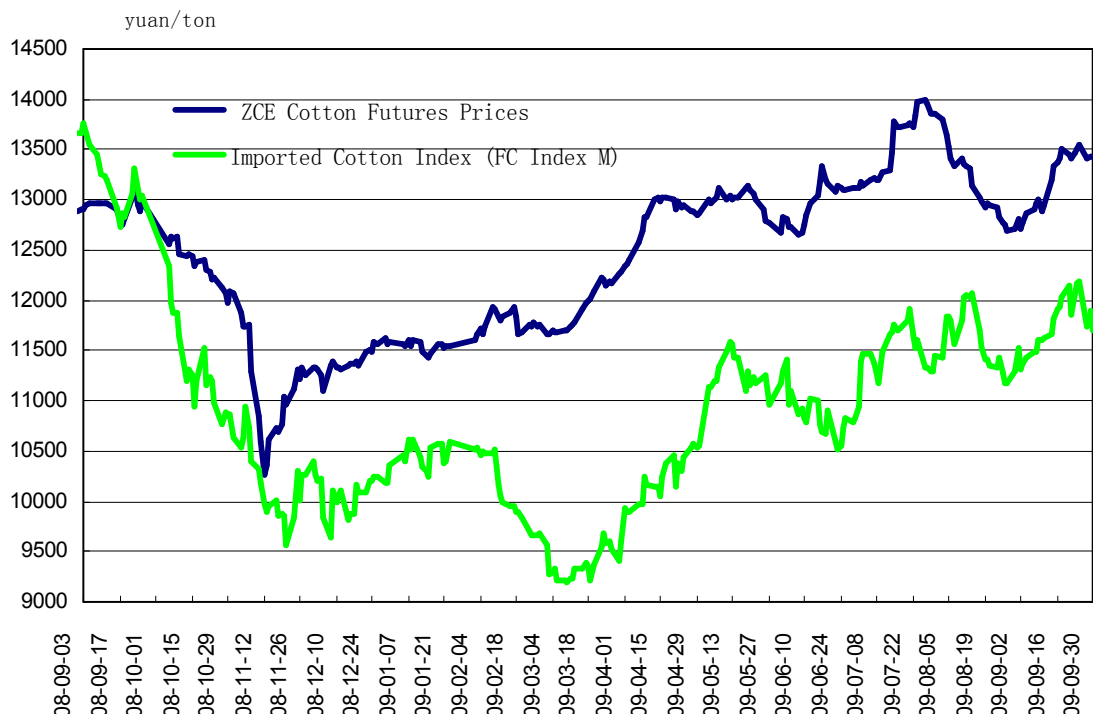
ZCE Wheat Futures Prices vs Domestic Cash Prices Chart



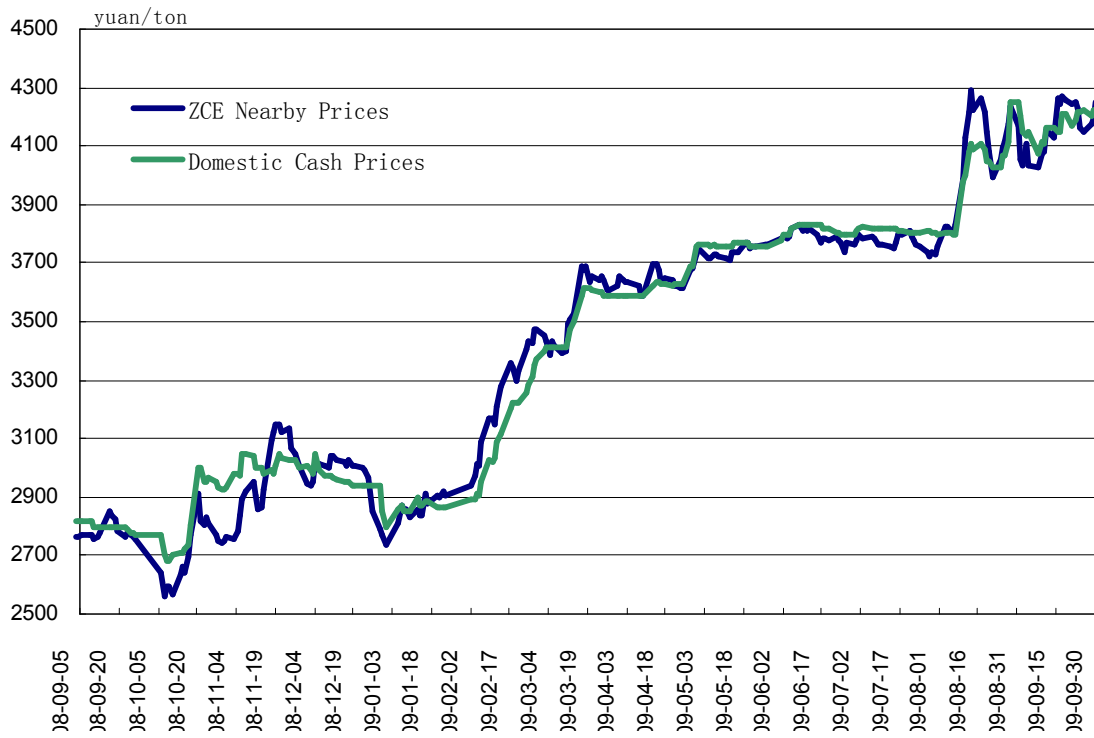
ZCE Cotton Futures vs China Cotton Index Chart



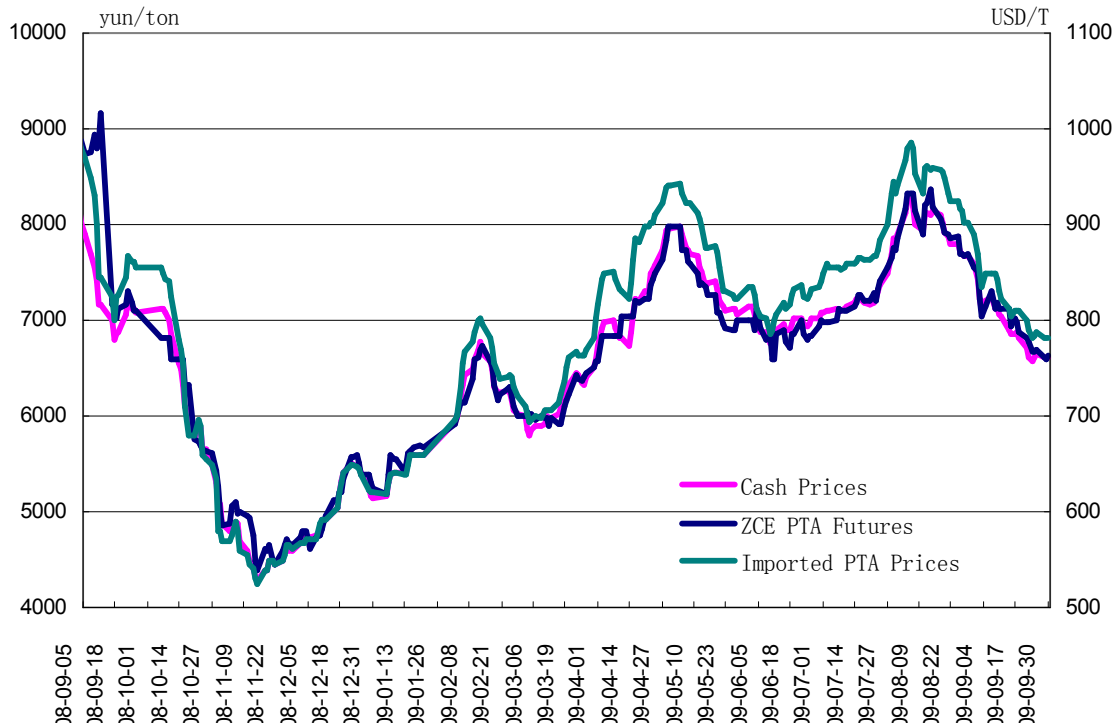
ZCE Cotton Futures Prices vs Imported Cotton Prices



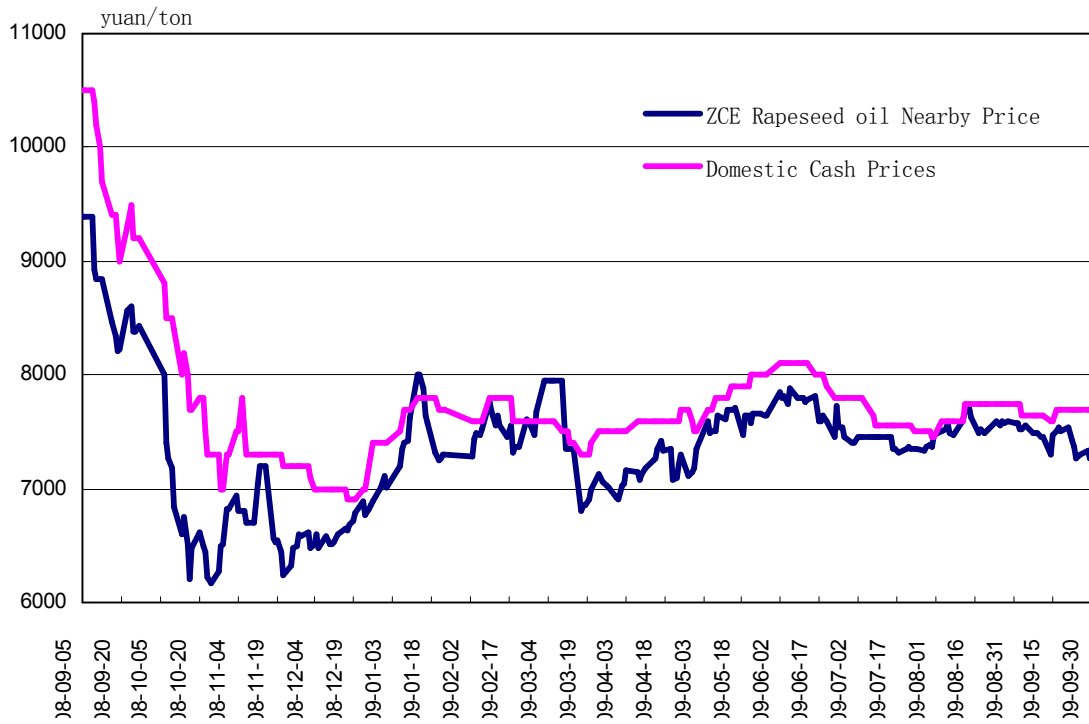
ZCE Sugar Futures Prices vs Domestic Cash Prices Chart



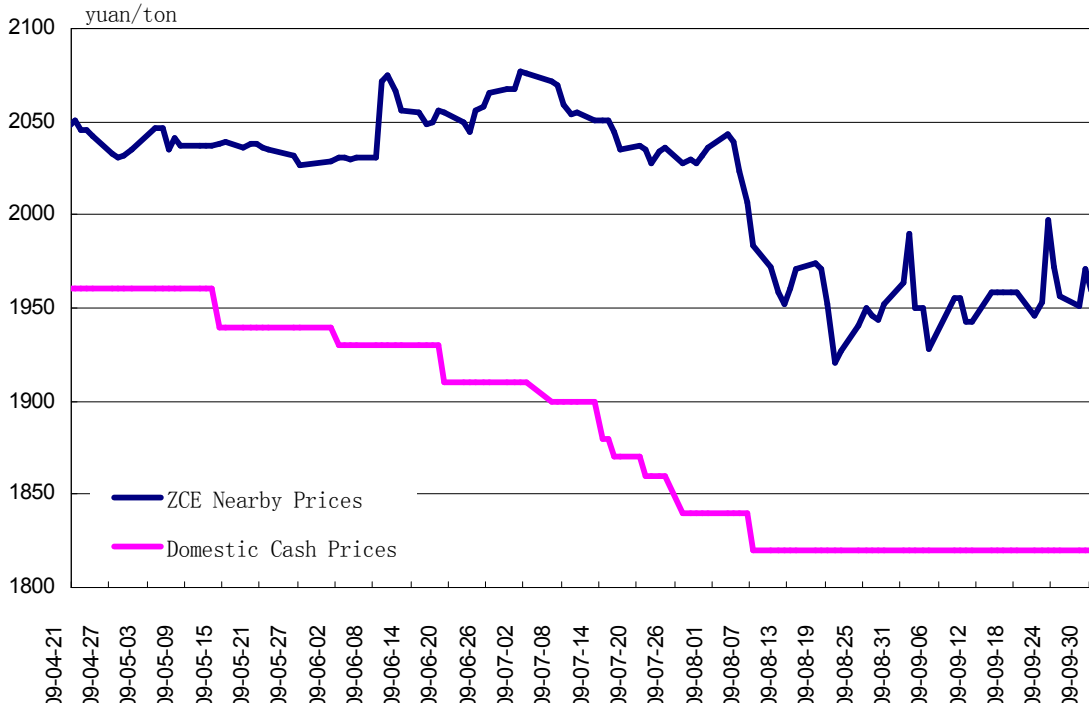
ZCE PTA Futures vs PTA Cash Prices Chart



ZCE Rapeseed Oil Futures Prices vs Domestic Cash Prices Chart



ZCE Early Rice Futures Prices vs Domestic Cash Prices Chart



III Trading Volume, Turnover, Open Interest and Physical Delivery

Trading Volume

Trading Volume	Sep-09	Sep-08	Change%	Jan'- Sep' 2009	Jan'- Sep' 2008	Change%
Cotton No.1	552,450	314,506	75.66%	3,921,596	4,885,826	-19.74%
Early Rice	552,198	-	-	2,120,062	-	-
Rapeseed Oil	493,606	1239024	-60.16%	19,014,980	7931336	139.74%
Sugar	31,767,634	21,015,172	51.17%	198,179,406	221,231,820	-10.42%
Strong Gluten Wheat	7,319,154	1,645,732	344.74%	61,842,454	18,400,454	236.09%
PTA	422,894	2,727,620	-84.50%	12,889,352	44,035,058	-70.73%
Hard White Winter Wheat	2,588	49,036	-94.72%	31,202	275,876	-88.69%
Total	41,110,524	26,991,090	52.31%	297,999,052	296,760,370	0.42%

Note: 1. Trading volume in contract; 2. Trading volume includes buy and sell; 3. Contract size of wheat and sugar: 10 tons, contract size of cotton: 5 tons; 4. EFPs included.

Turnover

Turnover	Sep-09	Sep-08	Change%	Jan'- Sep' 2009	Jan'- Sep' 2008	Change%
Cotton No.1	3,772,115	2,086,293	80.80%	25,390,069	36,731,490	-30.88%
Early Rice	1,144,710	-	-	4,403,404	-	-
Rapeseed Oil	1,857,567	5376276	-65.45%	69,445,827	44860433	54.80%
Sugar	147,170,844	68,033,989	116.32%	806,518,649	844,329,564	-4.48%
PTA	25,443,906	6,114,535	316.12%	213,522,487	79,950,067	167.07%
Strong Gluten Wheat	912,622	5,559,221	-83.58%	27,323,559	92,276,159	-70.39%
Hard White Winter Wheat	5,013	88,646	-94.34%	58,906	500,118	-88.22%
Total	180,306,778	87,258,960	106.63%	1,146,662,901	1,098,647,831	4.37%

Note: 1. Turnover in 10,000 Yuan; 2. Turnover includes buy and sell; 3. EFPs included.

Open Interest

Open Interest	Sep-09	Sep-08	Change%	Aug -09	Change%
Cotton No.1	51,362	30,560	68.07%	44,736	14.81%
Early Rice	43,914	-	-	94,258	-53.41%
Rapeseed Oil	71,376	70206	1.67%	106,042	-32.69%
Sugar	609,370	541,862	12.46%	855,440	-28.77%
PTA	142,532	58,748	142.62%	136,118	4.71%
Strong Gluten Wheat	90,104	286,998	-68.60%	141,920	-36.51%
Hard White Winter Wheat	2,526	10,030	-74.82%	2,522	0.16%
Total	1,011,184	998,404	1.28%	1,381,036	-26.78%

Note: 1. Unit: open interest in contract; 2. Open interest includes buy and sell; 3. Contract size of wheat and sugar: 10 tons, contract size of cotton: 5 tons.

Physical Delivery

	Sep2009 Delivery Volume	Sep2009 EFPs	Sep2008 Delivery Volume	Sep2008 EFPs	Jan'- Sep' 2009	Jan'- Sep' 2008
CF	392	664	2508	4220	12,408	42,540
ER	1523	0	0	0	1,523	0
RO	7361	3175	4458	431	19,273	14505
SR	12367	5685	11397	12309	41,565	55287
TA	6,071	814	43968	0	22,194	113060
WS	4390	0	5315	300	14,239	24,950
WT	63	0	0	0	1470	194
Total	32,167	10338	67646	17260	112,672	250,536

Note: 1. Unit: open interest in contract; 2. Open interest includes buy and sell; 3. Contract size of wheat: 10 tons, contract size of cotton: 5 tons.

IV List of Quotations

Contract	Open	High	Low	Close	Month-end O.I	Change	Month-end Settlement	Volume	Turnover
CF909	12920	13300	12640	13300	0	-1308	13200	2,104	1.361
CF911	13115	13580	13000	13455	808	-454	13435	2,098	1.397
CF001	13285	13900	13105	13670	37,426	2448	13650	481,526	327.779
CF003	13430	14000	13300	13860	1,882	-28	13775	3,300	2.267
CF005	13650	14245	13470	14005	10,832	5710	13970	61,640	43.157
CF007	13815	14350	13600	14105	388	232	14115	1,614	1.129
CF009	14480	14690	14360	14360	26	26	14390	168	0.122
Subtotal	-	-	-	-	51,362	-	-	552,450	377.212
ER909	1990	1990	1901	1955	0	-3000	1953	178	0.035
ER911	2054	2069	1940	1961	1,344	-636	1959	5,310	1.053
ER001	2125	2139	1985	1992	30,050	-38088	1989	448,796	92.928
ER003	2120	2122	1985	1993	4,872	3938	1989	39,308	8.052
ER005	2160	2175	2040	2048	7,030	-12892	2046	56,416	11.943
ER007	2151	2173	2040	2062	132	-152	2045	770	0.162
ER009	2142	2153	2074	2089	486	486	2080	1,420	0.299
Subtotal	-	-	-	-	43,914	-	-	552,198	114.471
GN909	0	0	0	0	0	0		0	0
GN911	0	0	0	0	0	0		0	0
GN001	0	0	0	0	0	0		0	0
GN003	0	0	0	0	0	0		0	0
Subtotal	-	-	-	-	0	-	-	0	0
RO909	7580	7580	7300	7300	0	-19396	7300	8,604	3.238
RO911	7676	7676	7176	7300	438	-908	7376	1,610	0.599
RO001	7724	7724	7214	7340	44,234	-26582	7334	331,684	124.664

RO003	7792	7792	7250	7412	1,036	92	7410	1,556	0.579
RO005	7868	7868	7270	7382	25,648	12120	7378	149,076	56.272
RO007	7900	7900	7414	7450	8	-4	7450	1,048	0.393
RO009	7598	7598	7200	7390	12	12	7390	28	0.01
Subtotal	-	-	-	-	71,376	-	-	493,606	185.757
SR909	4148	4201	3960	4130	0	-30656	4127	19,064	7.737
SR911	4280	4336	4060	4241	33,658	-16980	4250	71,308	29.915
SR001	4601	4652	4300	4467	62,106	-32482	4474	502,558	223.735
SR003	4666	4718	4379	4541	21,352	-1626	4549	45,462	20.517
SR005	4785	4833	4481	4647	410,822	-163658	4657	30,463,930	14,116.74
SR007	4821	4867	4526	4685	17,500	-732	4696	28,474	13.277
SR009	4913	4968	4515	4791	39,348	-8652	4797	571,318	273.162
SR011	4958	4996	4682	4838	3,104	-398	4830	5,386	2.59
SR101	5020	5071	4742	4897	20,468	8102	4903	57,474	28.108
SR103	5070	5070	4800	4910	1,012	1012	4913	2,660	1.299
Subtotal	-	-	-	-	609,370	-	-	31,767,634	14,717.084
TA909	7582	7582	6864	6864	0	-14158	7120	2,912	1.051
TA910	7534	7534	6524	6618	7,428	-77912	6632	884,356	318.334
TA911	7514	7514	6562	6668	54,712	34206	6642	5,776,982	2,003.29
TA912	7456	7488	6590	6654	61,504	59308	6640	579,552	195.679
TA001	7498	7500	6636	6692	9,110	4906	6678	64,990	22.392
TA002	7288	7426	6688	6706	1,548	832	6722	2,080	0.724
TA003	7264	7536	6730	6786	3,330	420	6764	2,644	0.922
TA004	7266	7572	6762	6852	2,250	170	6818	1,218	0.429
TA005	7614	7614	6830	6888	548	138	6874	1,860	0.667
TA006	7396	7450	6870	6898	976	-1212	6966	1,414	0.499
TA007	7558	7558	6872	6980	982	-402	6910	540	0.191
TA008	7510	7812	6900	6982	136	110	7000	286	0.104
TA009	7050	7466	6930	7038	8	8	7010	320	0.115
Subtotal	-	-	-	-	142,532	-	-	7,319,154	2,544.391
WS909	2070	2100	2040	2050	0	-10924	2061	3,260	0.67
WS911	2104	2104	2075	2086	1,888	-254	2087	838	0.175
WS001	2125	2140	2082	2093	27,126	-10550	2093	61,244	12.931
WS003	2164	2172	2075	2133	1,092	-324	2126	638	0.136
WS005	2178	2201	2120	2139	37,566	-22864	2136	313,444	67.673
WS007	2175	2179	2121	2132	1,704	-628	2132	2,744	0.588
WS009	2240	2266	2197	2217	18,812	-6528	2216	38,772	8.651
WS011	2249	2253	2206	2216	142	-156	2219	290	0.065
WS101	2260	2278	2219	2227	1,768	406	2228	1,620	0.365
WS103	2193	2292	2190	2238	6	6	2238	44	0.01
Subtotal	-	-	-	-	90,104	-	-	422,894	91.262
WT909	1746	1870	1746	1870	0	4	1870	120	0.022
WT911	1912	1995	1892	1982	494	8	1983	268	0.052

WT001	1924	1971	1868	1943	1,420	-66	1936	1,062	0.206
WT003	1933	1974	1895	1964	102	34	1964	390	0.075
WT005	1947	1979	1906	1962	328	42	1962	344	0.067
WT007	1923	2018	1923	1980	152	78	1980	238	0.047
WT009	2034	2034	1943	1966	30	30	1969	166	0.033
Subtotal	-	-	-	-	2,526	-	-	2,588	0.501
Total	-	-	-	-	1,011,184	-	-	41,110,524	18,030.678

Note: 1. Price: Yuan/ton ; 2 .Trading volume and month-end open interest in contract ; 3. Turnover :10,000 Yuan ; 4. Trading volume、turnover and Month-end open interest include buy and sell ; 5. EFPs not included.

V Daily Settlement Price by Contracts

Cotton No. 1 (CF)												
Date	909	911	001	003	005	007	009	Vol	O. I.			
2009-9-1	12810	13105	13295	13490	13670	13810		15016	45028			
2009-9-2	12710	13010	13160	13340	13525	13660		15116	44300			
2009-9-3	12780	13050	13190	13375	13555	13700		9268	43684			
2009-9-4	12865	13110	13260	13450	13630	13765		11990	43740			
2009-9-7	12905	13230	13380	13555	13765	13885		32452	45780			
2009-9-8	12955	13255	13425	13555	13800	13965		19036	46524			
2009-9-9	13000	13275	13455	13635	13830	13920		11234	46812			
2009-9-10	12890	13210	13395	13560	13775	13910		8214	46934			
2009-9-11	12945	13235	13435	13600	13810	13945		8944	47026			
2009-9-14	13200	13260	13495	13610	13815	13955		41944	53150			
2009-9-15		13335	13660	13765	14020	14160	14485	71898	63206			
2009-9-16		13370	13675	13785	14030	14145	14440	41208	63016			
2009-9-17		13415	13700	13825	14060	14185	14445	28050	64476			
2009-9-18		13515	13785	13910	14150	14270	14605	46946	65630			
2009-9-21		13460	13735	13880	14100	14225	14515	17556	65126			
2009-9-22		13410	13660	13820	14025	14185	14510	16684	63588			
2009-9-23		13475	13735	13885	14105	14250	14515	24638	65092			
2009-9-24		13505	13810	13955	14160	14305	14570	42992	70168			
2009-9-25		13540	13850	13965	14180	14290	14570	35690	68132			
2009-9-28		13415	13675	13795	14010	14165	14460	30678	58760			
2009-9-29		13435	13685	13820	14015	14175	14500	9740	56248			
2009-9-30		13435	13650	13775	13970	14115	14390	13156	51362			
Strong Gluten Wheat (WS)												
Date	909	911	001	003	005	007	009	011	101	103	Vol	O. I.
2009-9-1	2069	2100	2134	2155	2190	2175	2255	2250	2264		67352	145462
2009-9-2	2057	2091	2117	2138	2169	2160	2235	2237	2249		48300	135524
2009-9-3	2067	2092	2118	2142	2166	2158	2237	2237	2249		16516	133532
2009-9-4	2066	2090	2115	2135	2158	2150	2230	2230	2245		21516	132478

2009-9-7	2045	2081	2110	2124	2148	2144	2227	2228	2240		27200	131484
2009-9-8	2045	2081	2102	2132	2142	2139	2221	2218	2235		27080	126308
2009-9-9	2064	2081	2104	2132	2146	2141	2224	2227	2242		10762	126110
2009-9-10	2052	2085	2111	2148	2151	2144	2229	2225	2241		11206	125564
2009-9-11	2041	2082	2111	2137	2152	2140	2224	2217	2243		12182	124282
2009-9-14	2043	2086	2117	2144	2161	2141	2241	2239	2256		31978	123398
2009-9-15	2054	2085	2117	2151	2160	2150	2241	2218	2255		12518	123618
2009-9-16	2059	2087	2116	2150	2159	2150	2238	2238	2257		19228	126680
2009-9-17	2048	2087	2111	2145	2155	2146	2234	2233	2250		10054	124388
2009-9-18	2053	2088	2111	2145	2158	2149	2236	2220	2252		14514	125022
2009-9-21	2051	2077	2108	2144	2153	2147	2234	2220	2252		7894	124078
2009-9-22	2061	2075	2104	2148	2151	2146	2233	2230	2250		8634	113672
2009-9-23		2075	2101	2134	2147	2142	2230	2222	2247	2236	10678	111544
2009-9-24		2078	2096	2125	2139	2137	2223	2224	2242	2254	14564	108188
2009-9-25		2079	2091	2122	2133	2132	2217	2219	2237	2237	17928	103134
2009-9-28		2077	2088	2125	2126	2123	2208	2211	2224	2212	18130	96018
2009-9-29		2085	2095	2122	2137	2132	2217	2223	2231	2231	9630	92118
2009-9-30		2087	2093	2126	2136	2132	2216	2219	2228	2238	5030	90104

Hard White Winter Wheat (WT)

Date	909	911	001	003	005	007	009	Vol	O. I.
2009-9-1	1746	1907	1925	1930	1947	1940		76	2506
2009-9-2	1746	1893	1903	1920	1919	1934		108	2486
2009-9-3	1799	1902	1903	1924	1925	1934		30	2486
2009-9-4	1820	1894	1903	1924	1917	1931		20	2490
2009-9-7	1820	1902	1904	1916	1923	1938		94	2476
2009-9-8	1820	1906	1907	1916	1920	1935		22	2472
2009-9-9	1820	1906	1907	1916	1921	1936		22	2474
2009-9-10	1820	1911	1909	1918	1924	1940		52	2470
2009-9-11	1820	1911	1909	1927	1933	1946		126	2490
2009-9-14	1820	1917	1919	1926	1956	1950		78	2500
2009-9-15	1870	1918	1915	1927	1939	1955		188	2494
2009-9-16	1870	1924	1921	1938	1938	1939		74	2488
2009-9-17	1870	1924	1923	1929	1938	1956		94	2506
2009-9-18	1870	1931	1919	1937	1943	1963		210	2596
2009-9-21	1870	1938	1933	1935	1961	1964		172	2592
2009-9-22	1880	1948	1942	1951	1961	1980		74	2474
2009-9-23		1948	1961	1956	1958	1969	1980	54	2478
2009-9-24		1955	1942	1956	1958	1986	1991	332	2480
2009-9-25		1957	1951	1963	1969	2003	1987	108	2528
2009-9-28		1962	1949	1963	1967	1975	1965	64	2532
2009-9-29		1972	1942	1964	1967	1981	1977	258	2528
2009-9-30		1983	1936	1964	1962	1980	1969	332	2526

SR White Sugar (SR)												
Date	909	911	001	003	005	007	009	011	101	103	Vol	O. I.
2009-9-1	4051	4202	4518	4579	4713	4754	4849	4870	4945		3393388	804950
2009-9-2	4033	4160	4441	4511	4624	4656	4763	4791	4878		2551692	761370
2009-9-3	4110	4230	4510	4578	4695	4731	4835	4877	4940		2405088	784180
2009-9-4	4033	4151	4429	4502	4616	4659	4750	4790	4861		2081464	751320
2009-9-7	3988	4094	4339	4416	4522	4565	4669	4712	4781		1499292	742044
2009-9-8	4027	4159	4393	4480	4578	4633	4731	4810	4860		1954280	768108
2009-9-9	4075	4179	4429	4514	4612	4664	4783	4831	4903		2083560	775804
2009-9-10	4078	4193	4421	4503	4605	4655	4773	4827	4894		1447262	757378
2009-9-11	4154	4254	4484	4569	4666	4710	4821	4863	4939		2135798	780976
2009-9-14	4127	4229	4430	4496	4612	4627	4753	4796	4871		1393356	710424
2009-9-15		4264	4480	4551	4659	4702	4808	4852	4916	4948	1202746	740690
2009-9-16		4246	4460	4531	4640	4690	4790	4826	4901	4932	912518	740066
2009-9-17		4272	4503	4576	4683	4725	4831	4871	4940	4960	1094334	757262
2009-9-18		4255	4487	4559	4666	4712	4817	4852	4926	4951	930242	745086
2009-9-21		4242	4488	4557	4670	4706	4814	4842	4923	4939	1074008	758026
2009-9-22		4249	4493	4570	4676	4720	4820	4856	4930	4942	636728	740108
2009-9-23		4229	4435	4534	4619	4652	4765	4807	4882	4898	1193668	719226
2009-9-24		4162	4387	4467	4572	4614	4718	4765	4845	4867	1024110	693906
2009-9-25		4148	4363	4447	4547	4596	4692	4741	4816	4820	824364	680288
2009-9-28		4176	4379	4461	4561	4605	4704	4721	4819	4826	738190	651428
2009-9-29		4199	4428	4506	4611	4647	4745	4788	4865	4869	671480	633722
2009-9-30		4250	4474	4549	4657	4696	4797	4830	4903	4913	520066	609370
Rapeseed Oil (RO)												
Date	909	911	001	003	005	007	009			Vol		O. I.
2009-9-1	7580	7602	7694	7786	7834	7960				29098		101006
2009-9-2	7522	7500	7606	7622	7722	7864				41868		95336
2009-9-3	7522	7554	7666	7706	7738	7864				31116		96082
2009-9-4	7554	7500	7602	7672	7698	7858				43416		98916
2009-9-7	7486	7492	7492	7572	7584	7734				36942		99150
2009-9-8	7482	7600	7512	7592	7588	7734				23070		93926
2009-9-9	7494	7582	7566	7598	7642	7734				17002		92250
2009-9-10	7462	7560	7544	7598	7622	7762				16272		90902
2009-9-11	7454	7518	7522	7544	7592	7742				16394		93250
2009-9-14	7300	7408	7396	7422	7426	7678				32890		86712
2009-9-15		7480	7426	7482	7450	7548	7678			16160		87994
2009-9-16		7504	7506	7586	7552	7612	7678			26362		84738
2009-9-17		7540	7520	7588	7570	7630	7598			16014		81402
2009-9-18		7500	7548	7588	7580	7630	7590			14806		81238
2009-9-21		7540	7542	7602	7578	7630	7590			16142		79084
2009-9-22		7424	7478	7530	7530	7630	7590			14666		79628

2009-9-23		7366	7454	7518	7522	7616	7590	14534	80690						
2009-9-24		7262	7390	7488	7460	7444	7470	18988	78254						
2009-9-25		7296	7400	7472	7474	7518	7470	13986	77740						
2009-9-28		7336	7302	7378	7348	7414	7308	26846	75540						
2009-9-29		7268	7266	7354	7324	7390	7390	14922	74046						
2009-9-30		7376	7334	7410	7378	7450	7390	12112	71376						
Early Rice (ER)															
Date	909	911	001	003	005	007	009	Vol	O. I.						
2009-9-1	1990	2046	2123	2098	2154	2165		95536	89630						
2009-9-2	1950	2019	2091	2078	2130	2144		57518	69018						
2009-9-3	1950	2020	2087	2073	2131	2143		22726	68828						
2009-9-4	1928	2011	2074	2071	2126	2137		44172	62386						
2009-9-7	1955	2017	2083	2079	2134	2141		22744	60134						
2009-9-8	1955	2011	2075	2073	2129	2138		17474	58398						
2009-9-9	1955	2029	2079	2063	2130	2133		28776	63664						
2009-9-10	1943	2015	2076	2072	2130	2137		15872	65840						
2009-9-11	1943	2018	2074	2068	2128	2133		17406	63702						
2009-9-14	1958	2010	2063	2059	2121	2130		21274	62186						
2009-9-15	1958	2015	2069	2071	2124	2131		11152	63804						
2009-9-16	1958	2018	2072	2072	2128	2128		13450	63856						
2009-9-17	1958	2023	2067	2063	2116	2122		16850	64036						
2009-9-18	1958	2017	2067	2060	2115	2127		10192	62646						
2009-9-21	1946	2002	2061	2062	2113	2122		9960	62656						
2009-9-22	1953	2000	2056	2060	2110	2120		11362	57558						
2009-9-23		1997	2048	2061	2110	2110	2140	15912	58334						
2009-9-24		1972	2028	2032	2097	2086	2103	26748	58806						
2009-9-25		1956	2017	2014	2081	2073	2108	28748	54750						
2009-9-28		1951	1996	1990	2062	2053	2089	30410	49676						
2009-9-29		1971	1992	1993	2055	2050	2085	17480	46994						
2009-9-30		1959	1989	1989	2046	2045	2080	16436	43914						
PTA (TA)															
Date	909	910	911	912	001	002	003	004	005	006	007	008	009	Vol	O. I.
2009-9-1	7504	7462	7452	7456	7466	7504	7566	7570	7594	7706	7750	7510		178208	130516
2009-9-2	7226	7230	7198	7214	7200	7240	7274	7280	7318	7396	7468	7476		139980	147832
2009-9-3	7036	7072	7074	7064	7108	7192	7248	7326	7280	7226	7310	7226		330558	146842
2009-9-4	7144	7162	7184	7192	7204	7250	7294	7344	7378	7400	7476	7406		380496	145552
2009-9-7	7300	7292	7308	7302	7322	7376	7360	7378	7486	7400	7476	7418		484464	156414
2009-9-8	7114	7156	7120	7122	7146	7214	7290	7358	7338	7348	7278	7400		378952	155442
2009-9-9	7176	7210	7170	7180	7194	7270	7336	7352	7414	7348	7416	7430		508644	183448
2009-9-10	7132	7156	7112	7122	7150	7208	7280	7352	7382	7412	7416	7472		347932	193682
2009-9-11	7130	7164	7122	7114	7146	7198	7258	7322	7370	7294	7358	7304		323724	188228
2009-9-14	7120	6966	6862	6858	6898	6950	7012	7050	7134	7010	7076	7170		208930	155562
2009-9-15		6938	6860	6868	6886	6932	6998	7054	7122	7114	7164	7230	7176	262276	169384

2009-9-16		7012	6922	6930	6950	6984	7052	7108	7172	7142	7164	7230	7350	291360	175884
2009-9-17		6974	6922	6932	6948	7010	7062	7112	7164	7176	7164	7152	7350	411784	192022
2009-9-18		6870	6808	6828	6858	6902	6940	6998	7060	7090	7110	7130	7294	368860	209282
2009-9-21		6808	6820	6832	6858	6910	6968	7030	7088	7170	7148	7284	7248	602390	238750
2009-9-22		6766	6806	6844	6864	6912	6964	7020	7062	7108	7126	7134	7238	394016	242282
2009-9-23		6678	6712	6770	6796	6880	6910	6970	6982	7018	7056	7004	7208	471124	255522
2009-9-24		6664	6684	6714	6764	6804	6860	6912	6970	6988	7010	7058	7208	458342	213216
2009-9-25		6698	6710	6720	6760	6800	6854	6910	6966	7002	7010	6980	7120	283928	198578
2009-9-28		6614	6614	6626	6690	6706	6762	6826	6872	6964	6956	7000	7040	227204	157298
2009-9-29		6582	6590	6606	6654	6708	6744	6768	6848	6900	6998	7000	7040	123282	149692
2009-9-30		6632	6642	6640	6678	6722	6764	6818	6874	6966	6910	7000	7010	142700	142532



郑州商品交易所
Zhengzhou Commodity Exchange

地址：郑州市未来路69号

网址：<http://www.czce.com.cn>