



Zhengzhou
Commodity Exchange

*MONTHLY
REPORT*

11

Contents

I	Market Summary.....	3
II	Wheat, Cotton , Sugar ,PTA ,Rapeseed Oil and Early Rice Price Charts.....	4
III	Trading Volume, Turnover, Open Interest and Physical Delivery.	7
IV	List of Quotations.....	8
V	Daily Settlement Price by Contracts.....	10

I Market Summary

In November, the prices of strong gluten wheat futures contracts rose first and then fell. The active contract WS005 ranged from 2146 to 2175 Yuan per ton, the largest range was 29 Yuan per ton. The month-end price of WS005 closed at 2156 Yuan per ton, falling 4 Yuan per ton over last month and down 0.19% over last month.

In November, the prices of cotton futures contracts rose largely and fell at the end of the month. The active contract CF005 ranged from 14730 to 16400 Yuan per ton, the largest range was 1670 Yuan per ton. The month-end price of CF005 closed at 15800 Yuan per ton, rising 1025 Yuan per ton over last month and up 6.94% over last month.

In November, the prices of the white sugar futures contracts rose progressively. The active contract SR009 ranged from 4728 to 5114 Yuan per ton, the largest range was 386 Yuan per ton. The month-end price of SR009 closed at 5081 Yuan per ton, rising 340 Yuan per ton over last month and up 7.17% over last month.

In November, the prices of PTA futures contracts rose first and then fell oscillatingly. The active contract TA001 ranged from 7200 to 8198 Yuan per ton, the largest range was 998 Yuan per ton. The month-end price of TA001 closed at 7778 Yuan per ton, rising 370 Yuan per ton over last month and up 4.99% over last month.

In November, the prices of the rapeseed oil futures contracts rose progressively. The active contract R0005 ranged from 7800 to 8428 Yuan per ton, the largest range was 628 Yuan per ton. The month-end price of R0005 closed at 8274 Yuan per ton, rising 378 Yuan per ton over last month and up 4.79% over last month.

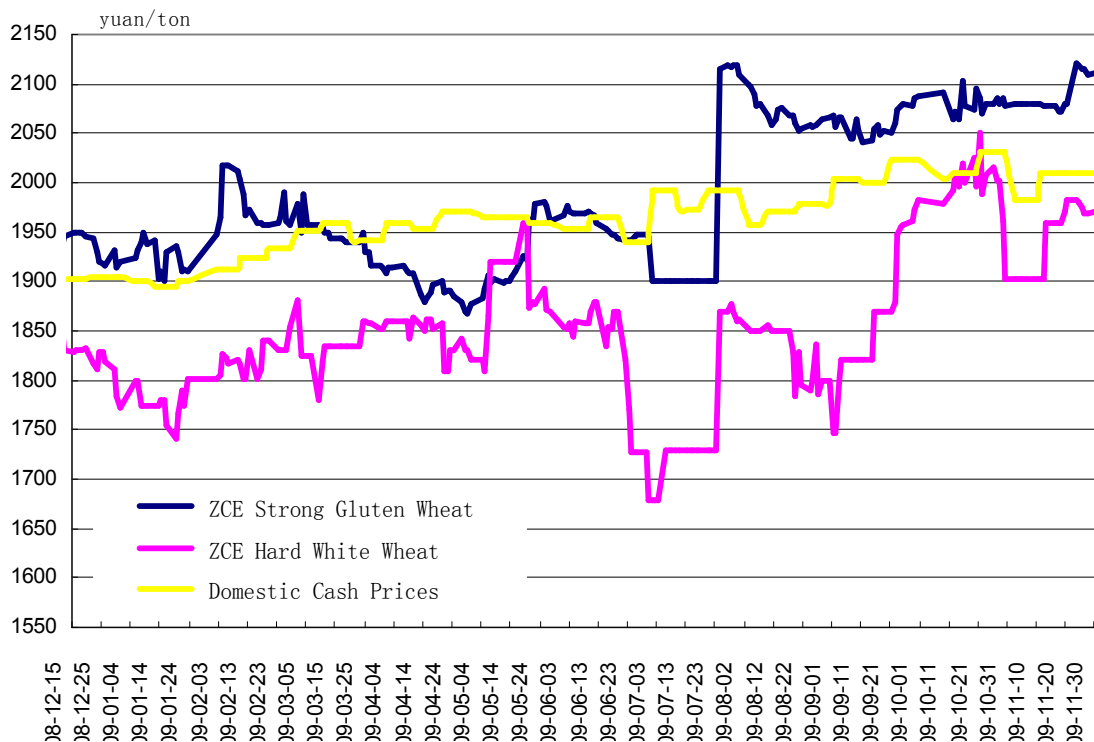
In November, the prices of early long non-glutinous rice futures contracts rose oscillatingly. The active contract ER005 ranged from 2058 to 2105 Yuan per ton, the largest range was 47 Yuan per ton. The month-end price of ER005 closed at 2072 Yuan per ton, rising 3 Yuan per ton over last month and up 0.14% over last month.

In November, the trading volume of hard white wheat futures contracts was 3000 contracts, the turnover was 59 million yuan, occupying 0.01% and 0.01% of market share respectively; the trading volume of strong gluten wheat futures contracts was 214,400 contracts, the turnover was 4,673 million yuan, occupying 0.45% and 0.21% of market share respectively; the trading volume of cotton futures contracts was 4,260,400 contracts, the turnover was 334,646 million yuan, occupying 9.03% and 14.93% of market share respectively; the trading volume of white sugar futures contracts was 27,171,700 contracts, the turnover was 1,307,721 million yuan, occupying 57.61%

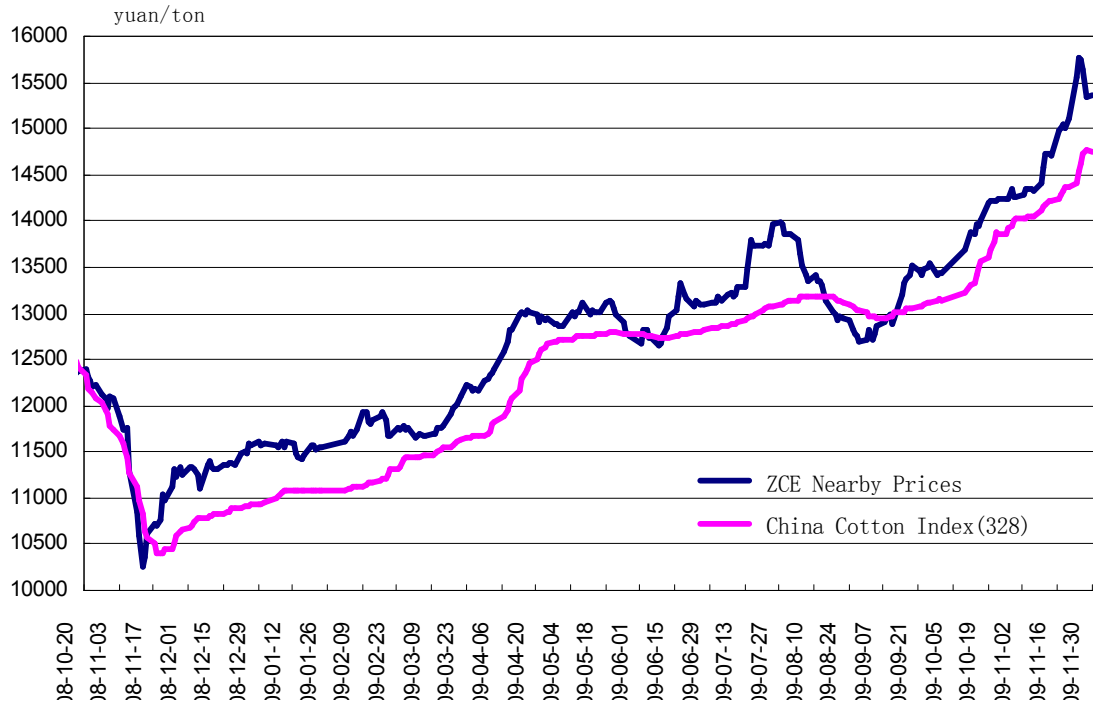
and 58.34% of market share respectively; the trading volume of PTA futures contracts was 13,975,000 contracts, the turnover was 540,817 million yuan, occupying 29.63% and 24.13% of market share respectively; the trading volume of rapeseed oil futures contracts was 1,096,200 contracts, the turnover was 44,651 million yuan, occupying 2.32% and 1.99% of market share respectively; the trading volume of early long non-glutinous rice futures contracts was 441,500 contracts, the turnover was 9,112 million yuan, occupying 0.94% and 0.41% of market share respectively. As of November 30, the total open interest was 1,755,300 contracts and increased by 346,200 contracts from 1,409,000 contracts last month, up 24.57% over last month. The maximum daily open interest in November (Nov. 23) was 1,878,200 contracts and the maximum trading volume was 3,371,600 contracts (Nov. 24).

II Wheat, Cotton , Sugar ,PTA and Rapeseed Oil Price Charts

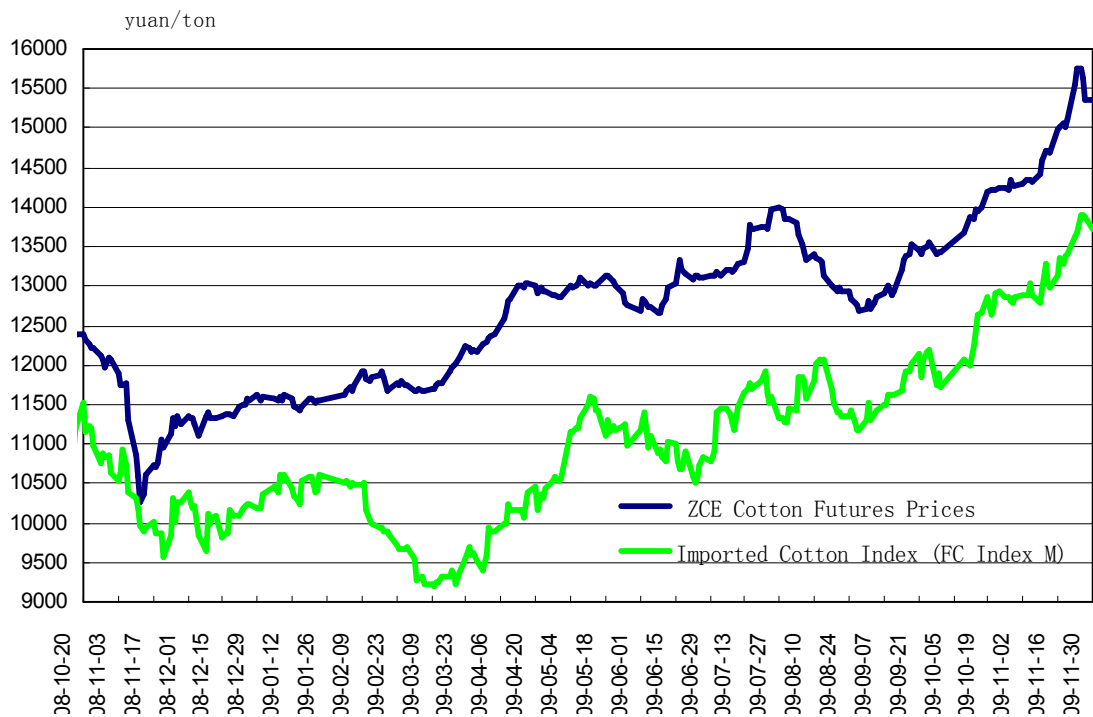
ZCE Wheat Futures Prices vs Domestic Cash Prices Chart



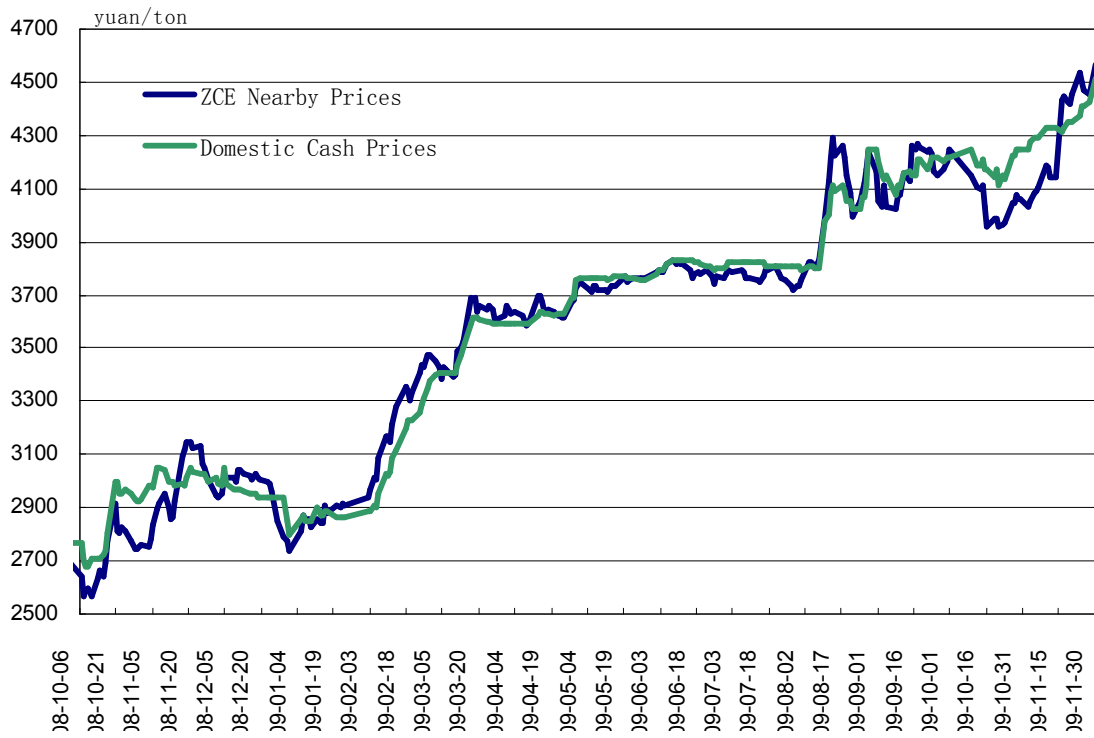
ZCE Cotton Futures vs China Cotton Index Chart



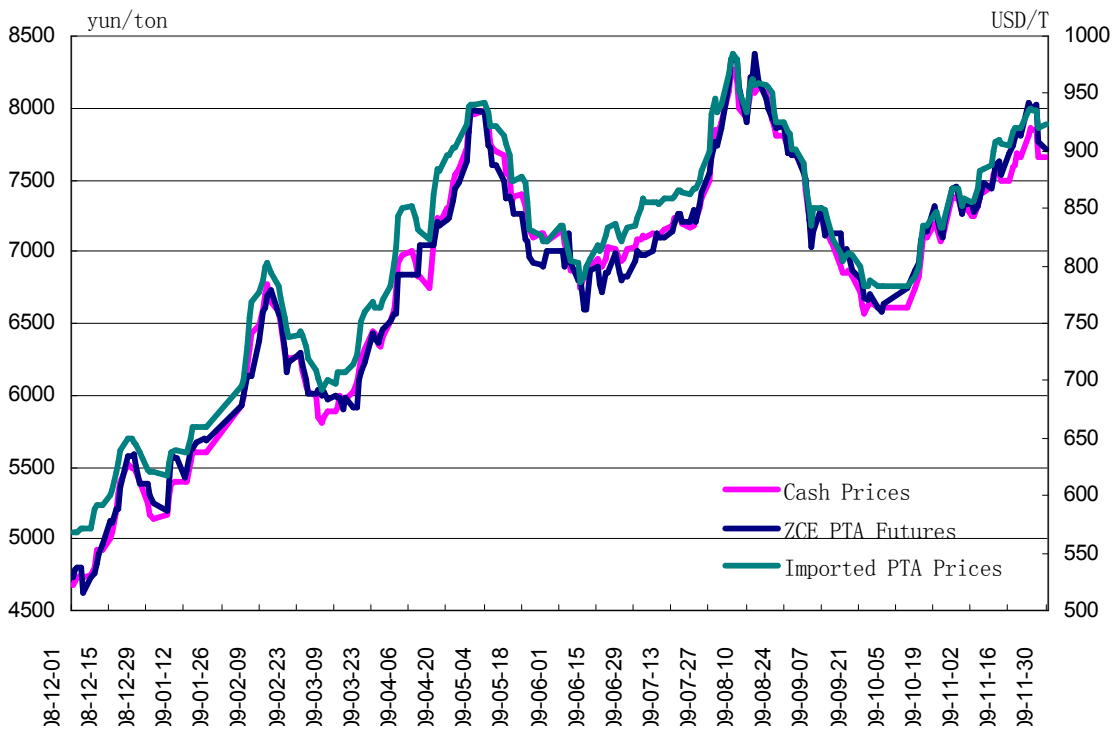
ZCE Cotton Futures Prices vs Imported Cotton Prices



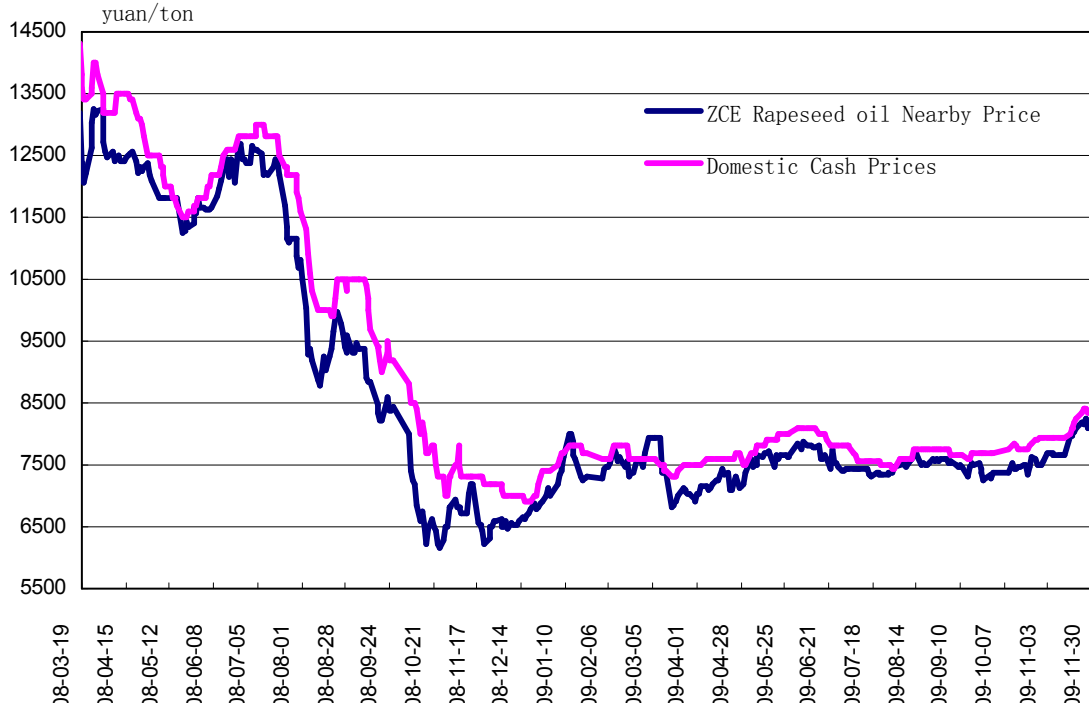
ZCE Sugar Futures Prices vs Domestic Cash Prices Chart



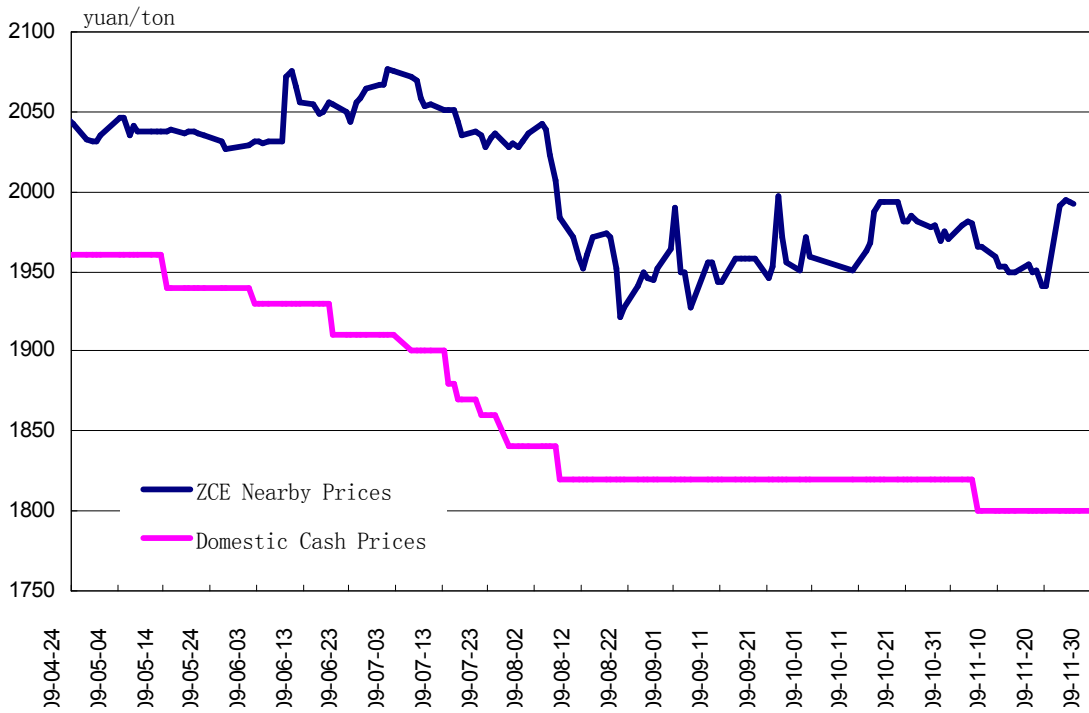
ZCE PTA Futures vs PTA Cash Prices Chart



ZCE Rapeseed Oil Futures Prices vs Domestic Cash Prices Chart



ZCE Early Rice Futures Prices vs Domestic Cash Prices Chart



III Trading Volume, Turnover, Open Interest and Physical Delivery

Trading Volume

Trading Volume	Nov-09	Nov-08	Change%	Jan'- Nov' 2009	Jan'- Nov' 2008	Change%
Cotton No.1	4,260,416	2,305,662	84.78%	8,989,744	9,277,900	-3.11%
Early Rice	441,494		-	2,865,198		-
Rapeseed Oil	1,096,242	1,134,822	-3.40%	20,789,660	11,762,648	76.74%
Sugar	27,171,654	37,056,488	-26.68%	244,392,490	305,480,656	-20.00%
Strong Gluten Wheat	13,974,954	7,134,380	95.88%	87,036,172	28,174,916	208.91%
PTA	214,388	2,901,646	-92.61%	13,352,684	51,319,154	-73.98%
Hard White Wheat	2,950	9,136	-67.71%	36,586	317,858	-88.49%
Total	47,162,098	50,542,134	-6.69%	377,462,534	406,333,132	-7.11%

Note: 1. Trading volume in contract; 2. Trading volume includes buy and sell; 3. Contract size of wheat and sugar: 10 tons, contract size of cotton: 5 tons; 4. EFPs included.

Turnover

Turnover	Nov-09	Nov-08	Change%	Jan'- Nov' 2009	Jan'- Nov' 2008	Change%
Cotton No.1	33,464,558	12,651,072	164.52%	64,704,779	62,380,788	3.73%
Early Rice	911,223		-	5,930,064		-
Rapeseed Oil	4,465,077	3,757,260	18.84%	76,572,407	57,606,311	32.92%
Sugar	130,772,102	119,582,276	9.36%	1,024,081,173	1,109,228,943	-7.68%
PTA	54,081,657	16,519,735	227.38%	308,293,964	104,034,497	196.34%
Strong Gluten Wheat	467,291	5,762,074	-91.89%	28,329,747	106,635,876	-73.43%
Hard White Wheat	5,852	16,813	-65.19%	69,602	576,012	-87.92%
Total	224,167,760	158,289,230	41.62%	1,507,981,736	1,440,462,427	4.69%

Note: 1. Turnover in 10,000 Yuan; 2. Turnover includes buy and sell; 3. EFPs included.

Open Interest

Open Interest	Nov-09	Nov-08	Change%	Oct-09	Change%
Cotton No.1	225,912	62,874	259.31%	97,266	132.26%
Early Rice	77,922	0	-	64,306	21.17%
Rapeseed Oil	61,898	74,510	-16.93%	94,176	-34.27%
Sugar	1,148,572	457,272	151.18%	881,798	30.25%
PTA	175,784	179,974	-2.33%	189,202	-7.09%
Strong Gluten Wheat	63,016	270,494	-76.70%	79,746	-20.98%
Hard White Wheat	2,148	4,728	-54.57%	2,526	-14.96%
Total	1,755,252	1,049,852	67.19%	1,409,020	24.57%

Note: 1. Unit: open interest in contract; 2. Open interest includes buy and sell; 3. Contract size of wheat and sugar: 10 tons, contract size of cotton: 5 tons.

Physical Delivery

	Nov2009 Delivery Volume	Nov2009 EFPs	Nov2008 Delivery Volume	Nov2008 EFPs	Jan'- Nov' 2009	Jan'- Nov' 2008
CF	276	36	300	324	12,720	43,164
ER	790	0	0	0	2,313	0
RO	78	32	756	0	19,383	15261
SR	2034	13626	1510	5001	57,225	61798
TA	2,936	2510	4990	0	31,203	118090
WS	880	0	1724	279	15,119	26,953
WT	155	0	0	0	1625	194
Total	7,149	16204	9280	5604	139,588	265,460

Note: 1. Unit: open interest in contract; 2. Open interest includes buy and sell; 3. Contract size of wheat: 10 tons, contract size of cotton: 5 tons.

IV List of Quotations

Contract	Open	High	Low	Close	Month-end O.I	Change	Month-end Settlement	Volume	Turnover
CF911	14300	14800	14270	14700	0	-508	14700	446	0.321
CF001	14430	15965	14415	15375	20,946	-25140	15355	177,150	132.254
CF003	14580	16115	14580	15540	5,198	2744	15535	22,336	17.326
CF005	14735	16400	14730	15800	182,440	136002	15770	3,943,750	3,102.40
CF007	14950	16485	14920	15945	2,500	1942	15920	10,452	8.268
CF009	15160	16665	15160	16275	12,716	11494	16250	100,626	81.42
CF011	15440	16245	15255	15775	2,112	2112	15745	5,656	4.463
Subtotal	-	-	-	-	225,912	-	-	4,260,416	3,346.456
ER911	1979	1984	1900	1944	0	44	1941	384	0.075
ER001	1996	2011	1959	1960	11,736	-20884	1962	84,498	16.842
ER003	2008	2026	1996	2004	6,378	1350	2004	11,236	2.256
ER005	2065	2105	2058	2072	51,622	28438	2072	328,054	68.271
ER007	2062	2122	2062	2083	526	268	2085	1,894	0.395
ER009	2113	2157	2101	2130	7,626	5946	2129	15,340	3.264
ER011	2196	2196	2137	2160	34	34	2160	88	0.019
Subtotal	-	-	-	-	77,922	-	-	441,494	91.122
GN911	0	0	0	0	0	0		0	0
GN001	0	0	0	0	0	0		0	0
GN003	0	0	0	0	0	0		0	0
Subtotal	-	-	-	-	0	-	-	0	0
RO911	7700	7700	7650	7650	0	-180	7650	200	0.077
RO001	7680	8274	7650	8210	13,764	-17440	8198	53,116	21.17
RO003	8038	8566	7804	8250	30	-486	8376	996	0.402
RO005	7820	8428	7800	8274	39,140	-21662	8266	948,950	386.191

RO007	7638	8446	7638	8370	514	506	8326	804	0.323
RO009	7812	8572	7812	8404	8,450	7140	8386	92,146	38.333
RO011	8200	8616	8200	8600	0	0	8480	30	0.013
Subtotal	-	-	-	-	61,898	-	-	1,096,242	446.508
SR911	4061	4220	3900	4160	0	-6568	4139	7,418	3.029
SR001	4445	4606	4402	4590	46,636	-13456	4565	126,880	56.777
SR003	4498	4707	4482	4692	22,348	1194	4669	31,874	14.546
SR005	4620	4849	4585	4816	308,096	-280292	4798	10,984,438	5,114.09
SR007	4649	4954	4599	4931	22,232	3596	4923	38,426	18.251
SR009	4732	5114	4728	5081	601,946	493852	5068	15,360,758	7,562.52
SR011	4751	5110	4705	5094	5,452	1610	5075	16,488	8.075
SR101	4768	5126	4718	5064	125,442	54198	5066	555,006	274.751
SR103	4791	5110	4700	5087	4,774	994	5075	13,640	6.662
SR105	4830	5200	4798	5141	11,646	11646	5140	36,726	18.505
Subtotal	-	-	-	-	1,148,572	-	-	27,171,654	13,077.210
TA911	7280	7650	7280	7566	0	-9764	7540	7,632	2.827
TA912	7216	8084	7174	7640	13,970	-27244	7716	102,952	38.529
TA001	7248	8198	7200	7778	113,696	-13056	7820	13,552,332	5,242.36
TA002	7344	8234	7252	7836	29,030	26762	7882	234,948	93.718
TA003	7398	8270	7332	7884	10,446	7088	7926	48,128	19.163
TA004	7518	8286	7500	7934	1,988	-262	7918	542	0.212
TA005	7392	8304	7366	7976	1,976	780	7998	7,250	2.868
TA006	7602	8314	7520	8042	2,896	1910	8044	2,338	0.919
TA007	7548	8480	7546	8036	1,484	484	8082	4,986	1.994
TA008	7502	8496	7502	7984	134	-220	8046	2,996	1.194
TA009	7542	8436	7542	8076	106	58	8088	2,896	1.146
TA010	7406	8480	7406	8020	36	24	8060	3,760	1.514
TA011	7810	8478	7810	7978	22	22	8058	4,194	1.717
Subtotal	-	-	-	-	175,784	-	-	13,974,954	5,408.166
WS911	2077	2080	2073	2080	0	-38	2080	694	0.144
WS001	2113	2122	2107	2114	6,466	-5338	2111	11,132	2.356
WS003	2136	2164	2102	2133	1,128	24	2133	194	0.041
WS005	2159	2175	2146	2156	28,648	-10058	2154	149,316	32.279
WS007	2150	2173	2145	2157	1,168	-262	2155	1,332	0.288
WS009	2235	2261	2234	2244	23,010	40	2243	48,440	10.88
WS011	2229	2250	2217	2232	172	14	2227	172	0.038
WS101	2254	2275	2237	2262	2,342	362	2259	2,802	0.633
WS103	2262	2321	2239	2284	24	8	2267	214	0.048
WS105	2299	2299	2265	2284	58	58	2279	92	0.021
Subtotal	-	-	-	-	63,016	-	-	214,388	46.729
WT911	1960	2000	1960	2000	0	-408	1982	408	0.08
WT001	1990	2014	1910	1970	1,454	-18	1970	1,214	0.24
WT003	2001	2008	1961	1985	158	38	1987	238	0.047

WT005	1980	2045	1933	1999	356	16	1999	464	0.093
WT007	1983	2020	1977	1999	134	-18	1999	302	0.06
WT009	1985	2040	1970	2008	42	8	2015	234	0.047
WT011	2029	2060	1992	2018	4	4	2017	90	0.018
Subtotal	-	-	-	-	2,148	-	-	2,950	0.585
Total	-	-	-	-	1,755,252	-	-	47,162,098	22,416.776

Note: 1. Price: Yuan/ton ; 2 .Trading volume and month-end open interest in contract ; 3. Turnover :10,000 Yuan ; 4. Trading volume、turnover and Month-end open interest include buy and sell ; 5. EFPs not included.

V Daily Settlement Price by Contracts

Cotton No. 1 (CF)												
Date	911	001	003	005	007	009	011	Vol	O. I.			
2009-11-2	14285	14520	14640	14855	14980	15255		79800	102640			
2009-11-3	14350	14545	14685	14895	15010	15280		47540	104750			
2009-11-4	14350	14535	14665	14890	15015	15290		30256	107062			
2009-11-5	14355	14530	14675	14905	15005	15285		31220	108736			
2009-11-6	14325	14565	14735	14965	15095	15350		81252	121130			
2009-11-9	14415	14720	14915	15135	15315	15525		146872	139788			
2009-11-10	14585	14865	15060	15305	15435	15730		122162	143344			
2009-11-11	14725	14990	15170	15445	15580	15865		128644	162004			
2009-11-12	14725	14950	15135	15385	15530	15805		111770	160174			
2009-11-13	14700	15020	15235	15485	15655	15905		213084	180004			
2009-11-16		14985	15150	15415	15550	15820	15400	139988	186960			
2009-11-17		15000	15150	15430	15565	15810	15380	201922	193150			
2009-11-18		15055	15225	15495	15610	15865	15420	135434	193016			
2009-11-19		15000	15165	15410	15535	15790	15365	115300	201656			
2009-11-20		15110	15340	15565	15730	15940	15475	252180	206454			
2009-11-23		15550	15870	16000	16195	16370	15880	241548	221304			
2009-11-24		15760	15940	16180	16330	16515	16050	415550	230146			
2009-11-25		15755	15970	16190	16305	16510	16075	521370	248200			
2009-11-26		15635	15790	16045	16150	16415	15940	448486	252088			
2009-11-27		15350	15485	15745	15885	16200	15710	419322	225582			
2009-11-30		15355	15535	15770	15920	16250	15745	376716	225912			
Strong Gluten Wheat (WS)												
Date	911	001	003	005	007	009	011	101	103	105	Vol	O. I.
2009-11-2	2079	2114	2136	2159	2152	2238	2232	2254	2261		5404	78492
2009-11-3	2080	2118	2137	2161	2152	2240	2239	2253	2259		5408	78008
2009-11-4	2080	2117	2136	2160	2152	2240	2233	2252	2256		4502	77190
2009-11-5	2080	2115	2134	2158	2153	2238	2234	2249	2256		5496	76368
2009-11-6	2080	2118	2143	2157	2153	2238	2235	2253	2258		4180	75804
2009-11-9	2080	2118	2132	2155	2151	2236	2218	2247	2262		7470	72998

2009-11-10	2080	2115	2134	2154	2151	2236	2231	2248	2258		8694	72948
2009-11-11	2080	2116	2138	2159	2154	2239	2223	2252	2262		11408	74290
2009-11-12	2077	2118	2146	2161	2156	2240	2238	2252	2254		15928	76750
2009-11-13	2077	2119	2147	2164	2158	2242	2238	2255	2254		13790	77878
2009-11-16	2077	2118	2141	2165	2156	2245	2235	2257	2254		12856	79986
2009-11-17	2073	2118	2136	2164	2157	2247	2225	2255	2259		7490	79622
2009-11-18	2073	2117	2130	2164	2158	2245	2235	2255	2258		8018	78882
2009-11-19	2080	2118	2135	2164	2161	2248	2236	2258	2258		8422	78808
2009-11-20	2080	2119	2148	2164	2159	2247	2241	2261	2261		6806	77060
2009-11-23		2120	2142	2170	2166	2256	2244	2267	2280	2299	26100	74560
2009-11-24		2118	2134	2170	2170	2257	2247	2271	2278	2282	16958	70672
2009-11-25		2115	2136	2164	2166	2253	2242	2265	2275	2298	6078	69368
2009-11-26		2115	2136	2165	2164	2251	2236	2266	2277	2288	8940	68690
2009-11-27		2110	2125	2153	2155	2240	2233	2257	2267	2271	15180	63800
2009-11-30		2111	2133	2154	2155	2243	2227	2259	2267	2279	15260	63016

Hard White Wheat (WT)

Date	911	001	003	005	007	009	011	Vol	O. I.
2009-11-2	1902	1983	1989	1987	1989	1988		186	2546
2009-11-3	1902	1976	1988	1988	1989	2008		124	2564
2009-11-4	1902	1985	1988	1986	1986	1993		22	2562
2009-11-5	1902	1980	1984	1986	1985	1992		172	2540
2009-11-6	1902	1967	1976	1973	1988	1988		120	2590
2009-11-9	1902	1968	1976	1973	1988	1988		72	2560
2009-11-10	1902	1967	1980	1978	1988	1989		42	2566
2009-11-11	1902	1968	1980	1987	2011	1986		54	2562
2009-11-12	1902	1971	1980	1977	2010	1996		42	2558
2009-11-13	1960	1981	1989	1992	2000	1996		142	2560
2009-11-16	1960	1972	1992	1999	2001	1990		146	2576
2009-11-17	1960	1967	1989	2008	2011	1990		90	2550
2009-11-18	1960	1977	1988	1985	2006	1994		236	2562
2009-11-19	1970	1979	1991	1988	2009	1995		156	2502
2009-11-20	1982	1976	1996	1993	2006	2009		192	2128
2009-11-23		1982	1998	2006	2006	2002	2009	146	2126
2009-11-24		1981	1996	1995	2006	1988	2020	48	2122
2009-11-25		1975	2000	1995	1992	1989	2000	698	2134
2009-11-26		1969	1994	1989	2000	1993	2029	128	2146
2009-11-27		1968	1987	1988	1991	1989	2029	82	2138
2009-11-30		1970	1987	1999	1999	2015	2017	52	2148

White Sugar (SR)

Date	911	001	003	005	007	009	011	101	103	105	Vol	O. I.
2009-11-2	4033	4455	4523	4632	4664	4754	4745	4786	4793		1224464	852662
2009-11-3	4055	4475	4563	4655	4687	4776	4763	4800	4813		1837306	968270

2009-11-4	4085	4498	4578	4678	4724	4824	4797	4789	4789		2230600	986624
2009-11-5	4094	4474	4554	4652	4692	4802	4779	4762	4761		1172360	934302
2009-11-6	4102	4468	4543	4643	4682	4787	4770	4746	4749		801434	899270
2009-11-9	4184	4486	4562	4667	4723	4845	4842	4769	4768		951048	888874
2009-11-10	4181	4458	4533	4640	4712	4838	4834	4765	4764		852574	859806
2009-11-11	4144	4441	4519	4627	4694	4821	4827	4757	4760		525926	858028
2009-11-12	4145	4433	4516	4622	4692	4815	4819	4747	4756		855252	878932
2009-11-13	4139	4415	4491	4601	4662	4787	4804	4731	4736		648424	870132
2009-11-16		4430	4504	4619	4694	4819	4821	4757	4755	4837	1068980	951470
2009-11-17		4447	4531	4643	4732	4864	4856	4789	4789	4860	1339982	963242
2009-11-18		4426	4501	4612	4707	4842	4853	4766	4770	4841	1000790	1007614
2009-11-19		4419	4500	4611	4708	4847	4855	4785	4783	4841	876008	1022942
2009-11-20		4452	4529	4640	4744	4883	4901	4859	4850	4913	1546768	1110676
2009-11-23		4539	4630	4735	4850	4992	4997	4973	4985	5028	2055588	1204338
2009-11-24		4501	4576	4700	4825	4966	4983	5020	5020	5082	2062284	1131202
2009-11-25		4469	4570	4677	4801	4947	4952	5008	5005	5075	1318532	1167578
2009-11-26		4502	4604	4719	4843	4988	5004	5061	5048	5132	1567182	1174016
2009-11-27		4456	4549	4666	4777	4926	4940	4951	4948	5028	1465450	1065424
2009-11-30		4565	4669	4798	4923	5068	5075	5066	5075	5140	1770702	1148572

Rapeseed Oil (RO)

Date	911	001	003	005	007	009	011	Vol	O. I.
2009-11-2	7700	7712	7906	7866	7860	7868		32170	92482
2009-11-3	7700	7758	7854	7932	7932	7928		54006	91388
2009-11-4	7700	7770	7878	7936	7932	7930		26186	88094
2009-11-5	7700	7750	7880	7914	7956	7924		21360	86748
2009-11-6	7650	7758	7880	7920	7956	7936		23150	86682
2009-11-9	7650	7752	7880	7916	7908	7940		14288	85664
2009-11-10	7650	7756	7872	7914	7908	7990		22594	83756
2009-11-11	7650	7770	7910	7920	7918	8000		19072	83034
2009-11-12	7650	7866	8012	8038	8016	8126		91356	99194
2009-11-13	7650	7904	7992	8080	8074	8148		90402	103426
2009-11-16		7984	8148	8164	8154	8234	8148	80222	99662
2009-11-17		7974	8074	8146	8160	8252	8250	67576	89096
2009-11-18		8010	8104	8170	8172	8306	8250	62518	85532
2009-11-19		8036	8128	8178	8172	8334	8250	51920	79622
2009-11-20		8094	8176	8246	8234	8358	8432	86180	85396
2009-11-23		8196	8284	8324	8384	8464	8480	66768	87258
2009-11-24		8166	8202	8264	8302	8408	8424	65220	80156
2009-11-25		8194	8272	8304	8350	8446	8424	47810	79384
2009-11-26		8244	8354	8380	8350	8516	8500	59998	76454
2009-11-27		8084	8170	8196	8188	8310	8500	74034	63970
2009-11-30		8198	8376	8266	8326	8386	8500	39412	61898

Early Rice (ER)															
Date	911	001	003	005	007	009	011	Vol	O. I.						
2009-11-2	1979	2002	2012	2073	2069	2108		28108	70286						
2009-11-3	1981	2006	2020	2078	2072	2109		22990	68898						
2009-11-4	1980	2003	2016	2076	2074	2105		17504	64926						
2009-11-5	1965	1997	2011	2071	2069	2105		11770	64700						
2009-11-6	1965	1996	2010	2070	2067	2102		11384	64516						
2009-11-9	1959	1995	2012	2072	2075	2106		11334	64692						
2009-11-10	1953	1993	2003	2072	2069	2107		16610	64804						
2009-11-11	1953	1991	2012	2078	2074	2110		25056	65804						
2009-11-12	1950	1988	2000	2074	2073	2105		16962	65878						
2009-11-13	1949	1990	2007	2074	2073	2108		16444	64830						
2009-11-16	1954	1993	2012	2079	2078	2113		17994	66654						
2009-11-17	1950	1992	2015	2085	2083	2115		22056	68900						
2009-11-18	1951	1988	2013	2081	2082	2118		12122	69542						
2009-11-19	1941	1986	2013	2086	2090	2131		27288	72678						
2009-11-20	1941	1986	2012	2084	2100	2135		14818	71024						
2009-11-23		1991	2016	2091	2107	2141	2136	31712	73762						
2009-11-24		1995	2021	2096	2107	2150	2180	40746	74980						
2009-11-25		1993	2014	2090	2106	2146	2156	15710	75430						
2009-11-26		1992	2015	2089	2103	2148	2167	20252	75148						
2009-11-27		1973	2003	2070	2085	2127	2143	36498	72780						
2009-11-30		1962	2004	2072	2085	2129	2160	24136	77922						
PTA (TA)															
Date	911	912	001	002	003	004	005	006	007	008	009	010	911	Vol	O. I.
2009-11-2	7332	7266	7320	7344	7412	7580	7490	7602	7564	7554	7706	7480		614814	213834
2009-11-3	7282	7340	7388	7436	7466	7508	7576	7572	7564	7626	7614	7608		652770	216704
2009-11-4	7314	7366	7420	7462	7484	7518	7558	7570	7620	7670	7708	7708		740048	226798
2009-11-5	7374	7446	7506	7532	7538	7568	7590	7646	7682	7686	7774	7706		1013420	261884
2009-11-6	7486	7512	7546	7576	7568	7608	7626	7770	7760	7730	7790	7774		903188	223584
2009-11-9	7436	7518	7570	7608	7622	7618	7674	7766	7804	7746	7816	7824		632570	256086
2009-11-10	7502	7590	7652	7674	7682	7710	7706	7762	7818	7830	7844	7856		716608	252726
2009-11-11	7596	7662	7728	7748	7768	7812	7794	7860	7904	7926	7954	7864		793590	276320
2009-11-12	7632	7726	7778	7816	7832	7842	7868	7888	7926	8006	8022	7900		821414	247014
2009-11-13	7540	7656	7708	7750	7782	7832	7842	7872	7904	7932	7960	7956		581820	212822
2009-11-16		7680	7734	7786	7822	7832	7896	7898	7912	7974	7988	7984	7994	446488	198842
2009-11-17		7742	7818	7848	7908	7968	7978	8010	8024	8050	8056	8054	7954	1011564	247430
2009-11-18		7792	7872	7906	7952	7998	8016	8046	8100	8086	8088	8064	8050	540914	203090
2009-11-19		7830	7920	7956	7986	8002	8040	8058	8080	8096	8094	8092	8052	473182	201558
2009-11-20		7812	7914	7948	7984	8028	8024	8078	8100	8094	8122	8138	8130	478902	207606
2009-11-23		8040	8102	8158	8172	8226	8194	8218	8312	8264	8334	8238	8274	464084	214878
2009-11-24		8012	8114	8156	8192	8198	8218	8278	8322	8360	8338	8372	8362	770782	215842

2009-11-25		7998	8106	8152	8188	8228	8230	8222	8284	8292	8328	8360	8342	560834	194348
2009-11-26		8026	8118	8168	8214	8222	8216	8252	8298	8330	8318	8318	8316	477134	191188
2009-11-27		7766	7886	7936	7978	8022	7962	8014	8106	8096	8054	8106	8036	518036	176094
2009-11-30		7716	7820	7882	7926	7918	7998	8044	8082	8046	8088	8060	8058	762792	175784



郑州商品交易所
Zhengzhou Commodity Exchange

地址：郑州市未来路69号
网址：<http://www.czce.com.cn>