



Zhengzhou
Commodity Exchange

*MONTHLY
REPORT*

12

Contents

I	Market Summary.....	3
II	Wheat, Cotton , Sugar ,PTA ,Rapeseed Oil and Early Rice Price Charts.....	4
III	Trading Volume, Turnover, Open Interest and Physical Delivery.	7
IV	List of Quotations.....	8
V	Daily Settlement Price by Contracts.....	10

I Market Summary

In December, the prices of strong gluten wheat futures contracts rose oscillatingly. The active contract WS005 ranged from 2153 to 2205 Yuan per ton, the largest range was 52 Yuan per ton. The month-end price of WS005 closed at 2190 Yuan per ton, rising 34 Yuan per ton over last month and up 1.58% over last month.

In December, the prices of cotton futures contracts rose after fluctuating at a higher level. The active contract CF005 ranged from 15540 to 16715 Yuan per ton, the largest range was 1175 Yuan per ton. The month-end price of CF005 closed at 16520 Yuan per ton, rising 720 Yuan per ton over last month and up 4.56% over last month.

In December, the prices of the white sugar futures contracts rose progressively. The active contract SR009 ranged from 5038 to 5766 Yuan per ton, the largest range was 728 Yuan per ton. The month-end price of SR009 closed at 5761 Yuan per ton, rising 680 Yuan per ton over last month and up 13.38% over last month.

In December, the prices of PTA futures contracts oscillated within a limited range. The active contract TA003 ranged from 7704 to 8260 Yuan per ton, the largest range was 556 Yuan per ton. The month-end price of TA003 closed at 8138 Yuan per ton, rising 254 Yuan per ton over last month and up 3.22% over last month.

In December, the prices of the rapeseed oil futures contracts fluctuated at a higher level. The active contract R0009 ranged from 8224 to 8868 Yuan per ton, the largest range was 644 Yuan per ton. The month-end price of R0009 closed at 8516 Yuan per ton, rising 112 Yuan per ton over last month and up 1.33% over last month.

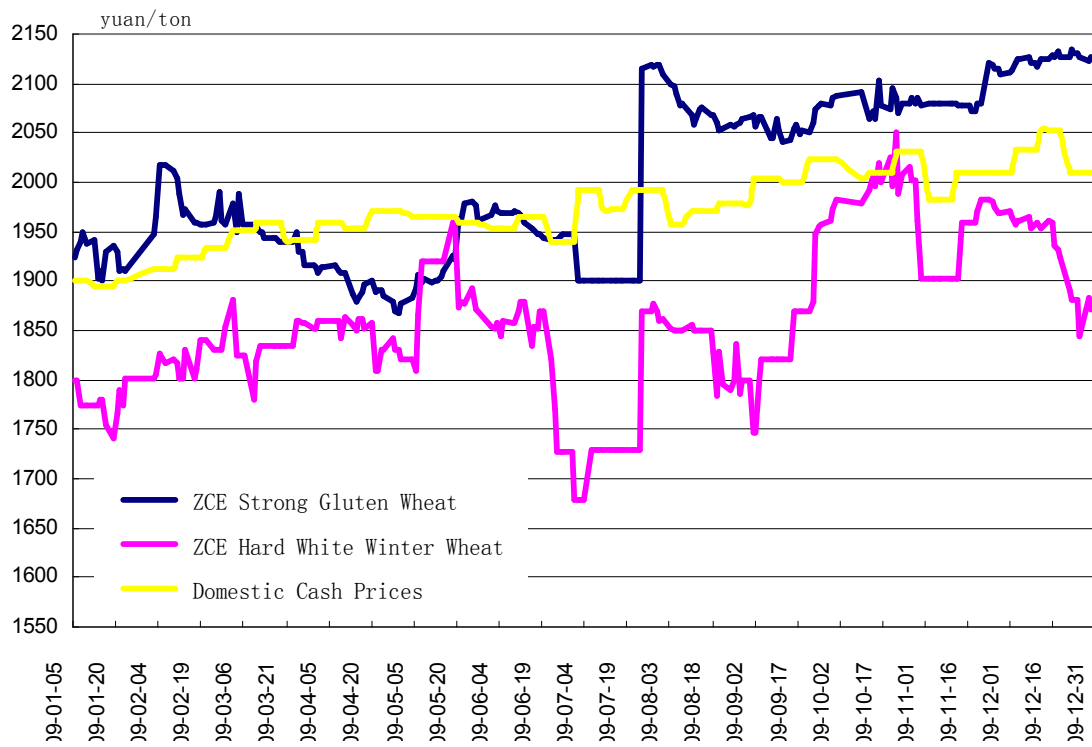
In December, the prices of early long non-glutinous rice futures contracts fell after rising. The active contract ER005 ranged from 2064 to 2156 Yuan per ton, the largest range was 92 Yuan per ton. The month-end price of ER005 closed at 2118 Yuan per ton, rising 46 Yuan per ton over last month and up 2.22% over last month.

The total trading volume in December was 76,762,508 contracts, among them, strong gluten wheat was traded at 316,696 contracts, hard white wheat was traded at 3,754 contracts, cotton was traded at 8,079,632 contracts, white sugar was traded at 47,734,198 contracts, PTA was traded at 18,469,194 contracts, rapeseed oil was traded at 1,124,066 contracts and early long non-glutinous rice was traded at 1,034,968 contracts. As of December 31, the total open interest was 2,194,968 contracts with strong gluten wheat 71,986 contracts, hard white wheat 986 contracts, cotton 368,610 contracts, white sugar 1,319,358 contracts, PTA 232,820 contracts, rapeseed oil 72,414 contracts and

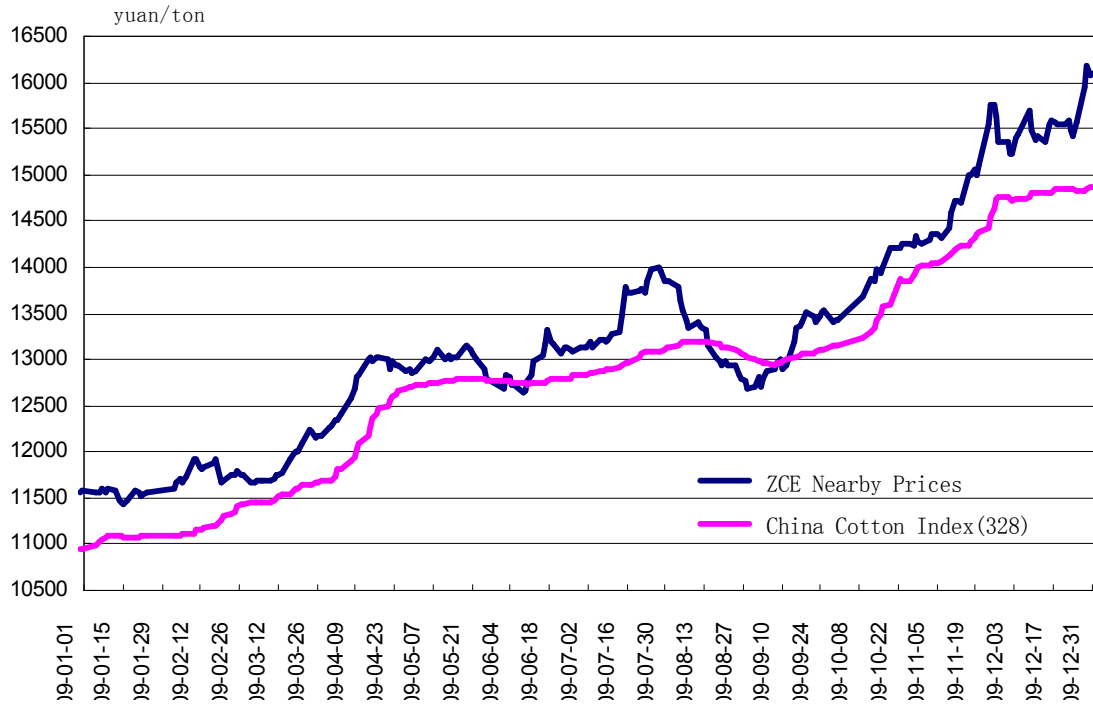
early long non-glutinous rice 128,794 contracts.

II Wheat, Cotton , Sugar ,PTA and Rapeseed Oil Price Charts

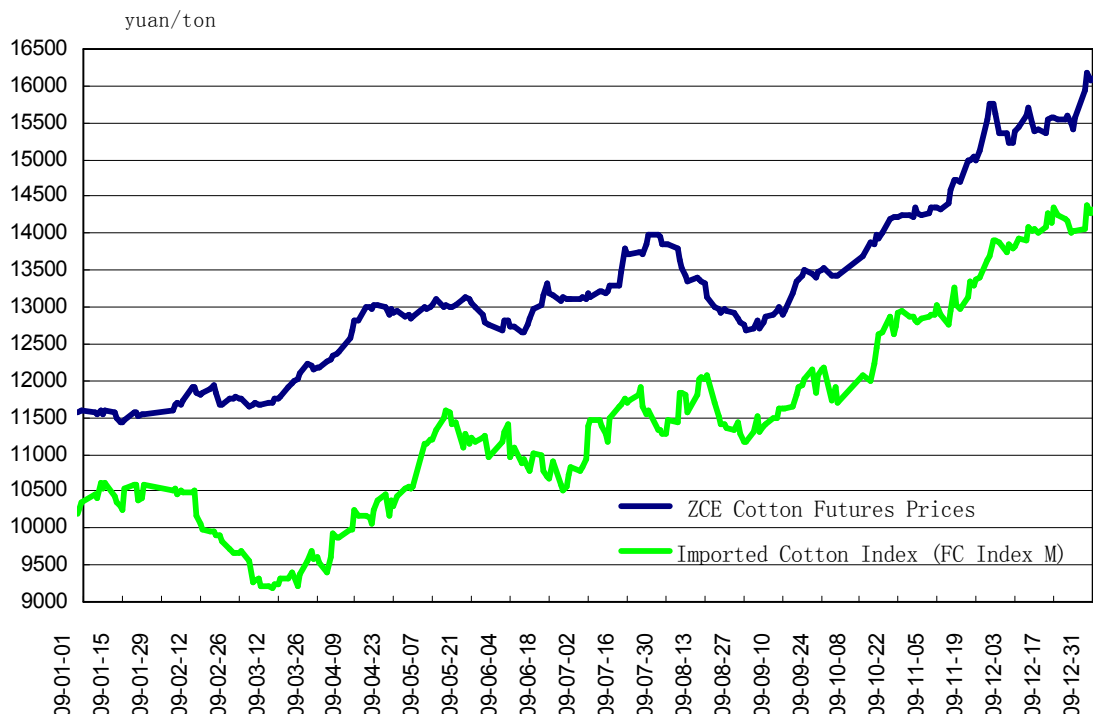
ZCE Wheat Futures Prices vs Domestic Cash Prices Chart



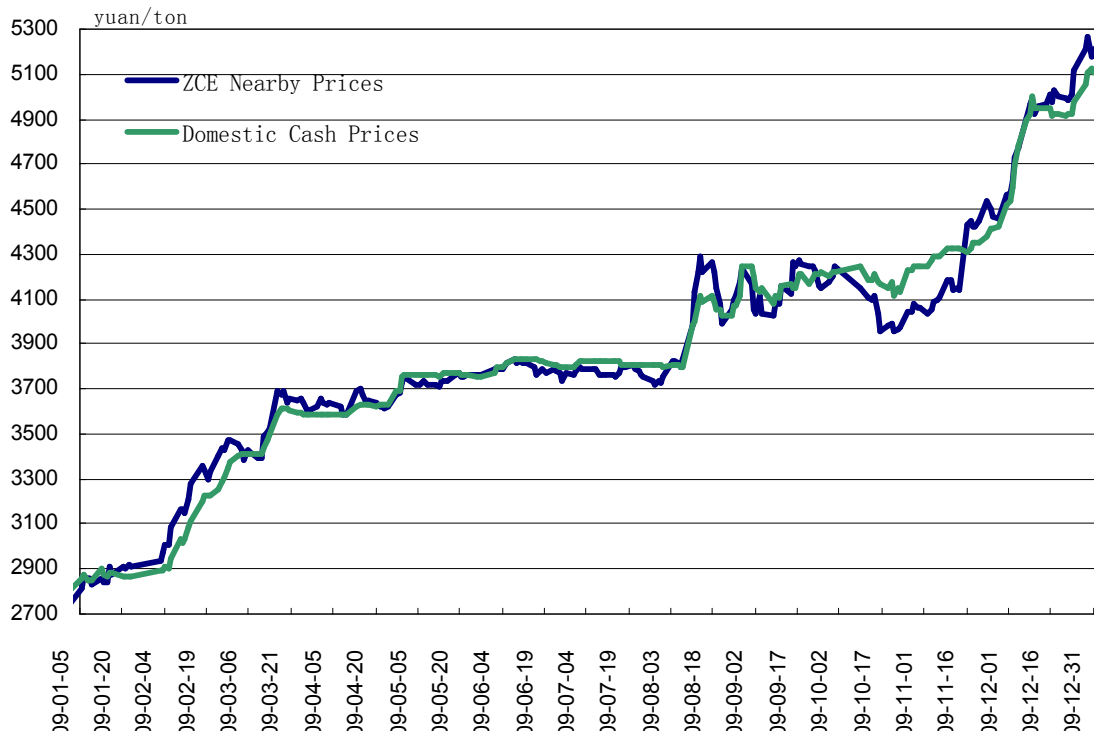
ZCE Cotton Futures vs China Cotton Index Chart



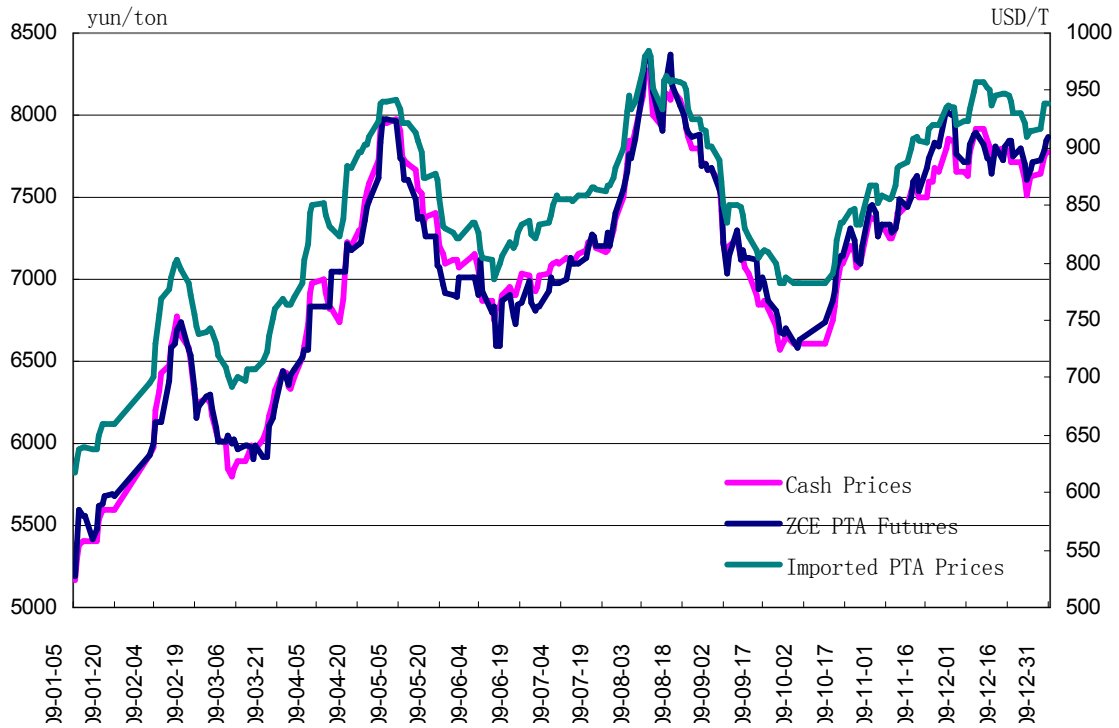
ZCE Cotton Futures Prices vs Imported Cotton Prices



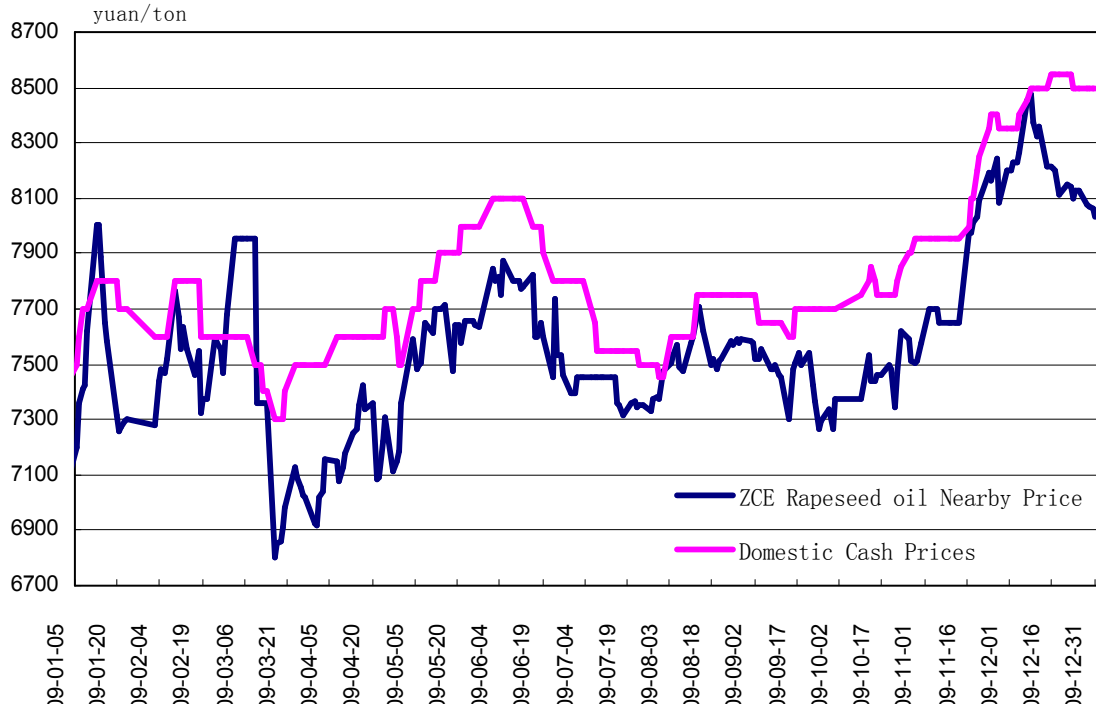
ZCE Sugar Futures Prices vs Domestic Cash Prices Chart



ZCE PTA Futures vs PTA Cash Prices Chart



ZCE Rapeseed Oil Futures Prices vs Domestic Cash Prices Chart



ZCE Early Rice Futures Prices vs Domestic Cash Prices Chart



III Trading Volume, Turnover, Open Interest and Physical Delivery

Trading Volume

Trading Volume	Dec-09	Dec-08	Change%	Jan'- Dec' 2009	Jan'- Dec' 2008	Change%
Cotton No.1	8,079,632	1,523,770	430.24%	17,069,376	10,801,670	58.03%
Early Rice	1,034,968	0	-	3,900,166	0	-
Rapeseed Oil	1,124,066	1,096,160	2.55%	21,913,726	12,858,808	70.42%
Sugar	47,734,198	25,491,300	87.26%	292,126,688	330,971,956	-11.74%
Strong Gluten Wheat	18,469,194	6,959,676	165.37%	105,505,366	35,134,592	200.29%
PTA	316,696	3,699,470	-91.44%	13,669,380	55,018,624	-75.15%
Hard White Wheat	3,754	10,760	-65.11%	40,340	328,618	-87.72%
Total	76,762,508	38,781,136	97.94%	454,225,042	445,114,268	2.05%

Note: 1. Trading volume in contract; 2. Trading volume includes buy and sell; 3. Contract size of wheat and sugar: 10 tons, contract size of cotton: 5 tons; 4. EFPs included.

Turnover

Turnover	Dec-09	Dec-08	Change%	Jan'- Dec' 2009	Jan'- Dec' 2008	Change%
Cotton No.1	65,006,262	8,632,040	653.08%	129,711,041	71,012,828	82.66%
Early Rice	2,199,658	0	-	8,129,722	0	-
Rapeseed Oil	4,731,480	3,351,740	41.16%	81,303,887	60,958,051	33.38%
Sugar	257,424,987	77,860,881	230.62%	1,281,506,160	1,187,089,823	7.95%
PTA	73,168,157	18,235,315	301.24%	381,462,121	122,269,812	211.98%
Strong Gluten Wheat	707,559	7,438,788	-90.49%	29,037,306	114,074,665	-74.55%
Hard White Wheat	7,395	20,052	-63.12%	76,998	596,064	-87.08%
Total	403,245,498	115,538,816	249.01%	1,911,227,235	1,556,001,243	22.83%

Note: 1. Turnover in 10,000 Yuan; 2. Turnover includes buy and sell; 3. EFPs included.

Open Interest

Open Interest	Dec-09	Dec-08	Change%	Nov -09	Change%
Cotton No.1	368,610	57,858	537.09%	225,912	63.17%
Early Rice	128,794	0	-	77,922	65.29%
Rapeseed Oil	72,414	82,396	-12.11%	61,898	16.99%
Sugar	1,319,358	425,680	209.94%	1,148,572	14.87%
PTA	232,820	160,288	45.25%	175,784	32.45%
Strong Gluten Wheat	71,986	218,536	-67.06%	63,016	14.23%
Hard White Wheat	986	4,566	-78.41%	2,148	-54%
Total	2,194,968	949,324	131.21%	1,755,252	25.05%

Note: 1. Unit: open interest in contract; 2. Open interest includes buy and sell; 3. Contract size of wheat and sugar: 10 tons, contract size of cotton: 5 tons.

Physical Delivery

	Dec2009 Delivery Volume	Dec2009 EFPs	Dec2008 Delivery Volume	Dec2008 EFPs	Jan'- Dec' 2009	Jan'- Dec' 2008
CF	0	0	0	0	12,720	43,164
ER	0	0	0	0	2,313	0
RO	0	0	0	0	19,383	15,261
SR	0	0	0	0	57,225	61,798
TA	6,543	0	239	0	37,746	118,329
WS	0	0	0	0	15,119	26,953
WT	0	0	0	0	1,625	194
Total	6,543	0	239	0	146,131	265,699

Note: 1. Unit: open interest in contract; 2. Open interest includes buy and sell; 3. Contract size of wheat: 10 tons, contract size of cotton: 5 tons.

IV List of Quotations

Contract	Open	High	Low	Close	Month-end O.I	Change	Month-end Settlement	Volume	Turnover
CF001	15385	16260	15140	16120	10,940	-10006	16090	36,576	28.368
CF003	15560	16425	15350	16260	8,846	3648	16260	20,902	16.478
CF005	15830	16715	15540	16520	267,708	85268	16525	7,365,430	5,909.75
CF007	15950	16810	15760	16715	4,992	2492	16685	34,676	28.122
CF009	16300	17225	16055	17195	63,024	50308	17135	587,454	490.008
CF011	15800	16595	15600	16375	13,100	10988	16335	34,594	27.9
Subtotal	-	-	-	-	368,610	-	-	8,079,632	6,500.626
ER001	1930	2064	1930	2064	4,046	-7690	2042	16,232	3.222
ER003	2003	2094	2000	2067	3,706	-2672	2065	12,254	2.517
ER005	2070	2156	2064	2118	87,580	35958	2118	864,228	183.051
ER007	2085	2165	2075	2134	880	354	2135	2,470	0.524
ER009	2128	2232	2128	2192	32,470	24844	2191	138,868	30.45
ER011	2160	2233	2135	2204	112	78	2198	916	0.201
Subtotal	-	-	-	-	128,794	-	-	1,034,968	219.966
GN001	0	0	0	0	0	0		0	0
GN003	0	0	0	0	0	0		0	0
Subtotal	-	-	-	-	0	-	-	0	0
RO001	8218	8512	7744	7800	7,064	-6700	8034	17,608	7.248
RO003	8552	8654	8100	8232	44	14	8246	270	0.112
RO005	8290	8676	8134	8346	23,428	-15712	8318	399,244	167.504
RO007	8322	8824	8240	8462	518	4	8432	118	0.05
RO009	8398	8868	8224	8516	41,352	32902	8466	706,670	298.167
RO011	8570	9000	8322	8432	8	8	8462	156	0.067
Subtotal	-	-	-	-	72,414	-	-	1,124,066	473.148

SR001	4585	5301	4560	5301	19,840	-26796	5215	74,506	36.726
SR003	4666	5370	4650	5370	19,436	-2912	5303	48,338	24.421
SR005	4809	5491	4772	5488	197,826	-110270	5411	2,319,082	1,192.02
SR007	4920	5610	4900	5608	22,680	448	5514	41,942	21.983
SR009	5070	5766	5038	5761	848,262	246316	5674	42,369,206	22,953.83
SR011	5106	5585	5059	5574	7,120	1668	5507	38,294	20.552
SR101	5068	5379	5032	5263	152,240	26798	5234	2,603,500	1,366.25
SR103	5042	5379	5042	5239	4,826	52	5223	22,516	11.837
SR105	5131	5444	5116	5299	47,128	35482	5270	216,814	114.877
Subtotal	-	-	-	-	1,319,358	-	-	47,734,198	25,742.499
TA912	8026	8026	7440	7730	0	-13970	7732	2,322	0.901
TA001	7800	8104	7530	7880	13,642	-100054	7872	1,313,808	515.745
TA002	7850	8212	7608	8010	62,730	33700	8004	14,509,642	5,737.16
TA003	7926	8260	7704	8138	145,488	135042	8130	2,579,726	1,036.97
TA004	7890	8310	7802	8218	794	-1194	8220	4,544	1.83
TA005	7988	8350	7890	8308	4,890	2914	8316	47,984	19.592
TA006	8000	8380	7926	8350	2,886	-10	8350	432	0.177
TA007	8058	8408	7958	8408	1,066	-418	8352	782	0.324
TA008	8158	8460	7946	8374	132	-2	8406	720	0.296
TA009	8048	8454	8016	8440	308	202	8422	3,090	1.277
TA010	8060	8448	7990	8448	54	18	8446	2,346	0.966
TA011	7980	8480	7980	8422	696	674	8436	1,960	0.811
TA012	8226	8500	8026	8420	134	134	8444	1,838	0.764
Subtotal	-	-	-	-	232,820	-	-	18,469,194	7,316.816
WS001	2115	2150	2111	2131	3,596	-2870	2125	5,816	1.235
WS003	2130	2178	2105	2152	204	-924	2151	1,238	0.266
WS005	2156	2205	2153	2190	27,842	-806	2188	129,922	28.373
WS007	2158	2202	2155	2196	1,930	762	2195	2,234	0.488
WS009	2246	2295	2243	2272	30,098	7088	2269	160,762	36.572
WS011	2218	2280	2218	2254	120	-52	2254	266	0.06
WS101	2261	2296	2259	2277	6,344	4002	2276	12,542	2.862
WS103	2290	2314	2256	2294	28	4	2292	750	0.172
WS105	2285	2315	2275	2304	1,824	1766	2305	3,166	0.728
Subtotal	-	-	-	-	71,986	-	-	316,696	70.756
WT001	1966	1985	1827	1880	128	-1326	1885	1,674	0.327
WT003	1980	2002	1913	1931	206	48	1925	216	0.043
WT005	1991	2000	1950	1963	410	54	1958	618	0.122
WT007	2018	2044	1970	1995	106	-28	1992	190	0.038
WT009	1995	2016	1950	1978	104	62	1976	928	0.184
WT011	2028	2040	1966	2002	32	28	2002	128	0.026
Subtotal	-	-	-	-	986	-	-	3,754	0.740
Total	-	-	-	-	2,194,968	-	-	76,762,508	40,324.550

Note: 1. Price: Yuan/ton ; 2 .Trading volume and month-end open interest in contract ; 3. Turnover :10,000 Yuan ; 4.

Trading volume, turnover and Month-end open interest include buy and sell ; 5. EFPs not included.

V Daily Settlement Price by Contracts

Cotton No. 1 (CF)											
Date	001	003	005	007	009	011	Vol	O. I.			
2009-12-1	15230	15420	15650	15825	16150	15685	257324	220770			
2009-12-2	15230	15405	15660	15820	16160	15720	274456	228886			
2009-12-3	15390	15545	15850	15960	16385	15895	501906	254012			
2009-12-4	15450	15635	15895	16045	16400	15950	354178	237522			
2009-12-7	15610	15775	16050	16185	16535	16040	337032	254098			
2009-12-8	15695	15865	16145	16310	16660	16165	389358	258880			
2009-12-9	15480	15640	15890	16040	16435	15950	245466	240372			
2009-12-10	15375	15525	15765	15945	16335	15835	228366	229668			
2009-12-11	15425	15560	15805	15960	16340	15880	311870	245096			
2009-12-14	15360	15495	15715	15885	16245	15810	216400	237790			
2009-12-15	15545	15720	15940	16105	16475	16010	331868	266026			
2009-12-16	15585	15760	16000	16155	16520	16015	294774	267652			
2009-12-17	15565	15780	15970	16090	16505	16015	324128	258574			
2009-12-18	15545	15730	15950	16125	16535	16030	299504	252424			
2009-12-21	15545	15685	15910	16095	16500	15975	162110	245332			
2009-12-22	15595	15740	15965	16140	16520	16025	327328	249434			
2009-12-23	15480	15590	15770	15945	16310	15835	307036	250216			
2009-12-24	15415	15545	15760	15925	16335	15875	288926	243394			
2009-12-25	15575	15725	15935	16100	16475	15955	498924	278558			
2009-12-28	15940	16170	16435	16640	17010	16450	574482	362178			
2009-12-29	16175	16335	16595	16705	17070	16415	644736	350264			
2009-12-30	16075	16230	16495	16615	17000	16295	447914	359188			
2009-12-31	16090	16260	16525	16685	17135	16335	461546	368610			
Strong Gluten Wheat (WS)											
Date	001	003	005	007	009	011	101	103	105	Vol	O. I.
2009-12-1	2113	2130	2156	2158	2245	2229	2261	2275	2281	6350	63924
2009-12-2	2121	2140	2173	2175	2266	2246	2277	2285	2294	50070	75312
2009-12-3	2124	2145	2177	2174	2268	2252	2278	2285	2296	17066	75372
2009-12-4	2124	2134	2176	2171	2268	2251	2278	2277	2297	10512	74702
2009-12-7	2126	2138	2179	2176	2272	2257	2282	2276	2301	14914	74172
2009-12-8	2121	2132	2178	2177	2271	2252	2278	2272	2296	6020	74466
2009-12-9	2121	2151	2190	2182	2283	2265	2285	2281	2306	33438	73578
2009-12-10	2116	2147	2184	2174	2276	2260	2276	2292	2301	18608	72572
2009-12-11	2124	2159	2195	2186	2286	2269	2288	2305	2310	21764	76866
2009-12-14	2125	2156	2191	2183	2281	2268	2286	2303	2307	10092	75420
2009-12-15	2128	2169	2197	2189	2285	2268	2292	2299	2311	22770	80838

2009-12-16	2126	2160	2194	2185	2278	2272	2287	2295	2307	14808	80024
2009-12-17	2132	2161	2191	2183	2274	2263	2282	2293	2307	9874	79420
2009-12-18	2126	2150	2188	2176	2266	2254	2276	2288	2301	12516	77510
2009-12-21	2127	2150	2190	2182	2270	2258	2278	2294	2305	5202	76742
2009-12-22	2135	2156	2192	2184	2272	2258	2277	2294	2306	5610	76464
2009-12-23	2130	2156	2188	2184	2269	2258	2275	2294	2305	6092	74306
2009-12-24	2131	2156	2190	2189	2273	2258	2279	2294	2310	4976	74430
2009-12-25	2127	2145	2192	2185	2273	2266	2280	2296	2309	5904	71704
2009-12-28	2123	2151	2194	2194	2278	2259	2281	2294	2310	14270	73440
2009-12-29	2127	2151	2195	2194	2280	2260	2284	2292	2308	12352	72576
2009-12-30	2122	2151	2189	2196	2271	2261	2277	2293	2306	5916	71622
2009-12-31	2125	2151	2188	2195	2269	2254	2276	2292	2305	7572	71986

Hard White Wheat (WT)

Date	001	003	005	007	009	011	Vol	O. I.
2009-12-1	1964	1987	1992	1999	1994	2017	36	2146
2009-12-2	1958	1984	1987	2004	1999	2017	154	2162
2009-12-3	1962	1984	1988	2000	2002	2019	174	2064
2009-12-4	1961	1984	1984	1999	1981	2019	100	2038
2009-12-7	1965	1983	1984	1999	1995	2001	224	1922
2009-12-8	1953	1983	1987	2010	1993	2010	80	1968
2009-12-9	1958	1992	1985	1999	1993	2017	82	1962
2009-12-10	1959	1998	1989	1988	1985	1998	108	1960
2009-12-11	1954	1987	1988	1994	1995	2003	662	1544
2009-12-14	1961	1987	1989	1997	1997	2003	218	1386
2009-12-15	1960	1972	1993	1992	2001	2006	510	974
2009-12-16	1935	1972	1994	1992	2002	2023	74	976
2009-12-17	1932	1988	1993	1992	1994	2016	146	978
2009-12-18	1925	1980	1992	1992	1991	2008	114	992
2009-12-21	1890	1977	1981	1992	1991	2012	218	992
2009-12-22	1881	1970	1970	1992	1987	2012	34	986
2009-12-23	1881	1954	1965	2004	1983	2012	40	992
2009-12-24	1881	1959	1974	1992	1988	2012	16	992
2009-12-25	1845	1959	1963	1992	1980	2012	118	992
2009-12-28	1884	1959	1962	2008	1988	2012	100	992
2009-12-29	1871	1957	1962	1993	1975	2012	284	1026
2009-12-30	1881	1950	1956	1995	1977	2012	98	1010
2009-12-31	1885	1925	1958	1992	1976	2002	164	986

White Sugar (SR)

Date	001	003	005	007	009	011	101	103	105	Vol	O. I.
2009-12-1	4569	4669	4791	4913	5060	5073	5070	5074	5145	1209828	1115938
2009-12-2	4620	4719	4838	4949	5105	5133	5132	5139	5207	1709968	1151114
2009-12-3	4733	4841	4941	5045	5196	5217	5197	5202	5272	1922642	1202270

2009-12-4	4776	4872	4974	5073	5222	5237	5208	5206	5281	1724712	1133462
2009-12-7	4902	5002	5106	5198	5356	5392	5313	5332	5369	2508090	1135126
2009-12-8	4965	5032	5146	5241	5394	5399	5325	5331	5381	2998896	1195776
2009-12-9	4996	5063	5161	5259	5402	5405	5256	5283	5322	3103078	1137614
2009-12-10	4922	4990	5082	5172	5323	5302	5131	5144	5200	2852216	1089966
2009-12-11	4954	5024	5114	5205	5361	5332	5176	5189	5226	2252628	1162230
2009-12-14	4965	5041	5132	5218	5376	5352	5219	5228	5280	2315320	1123982
2009-12-15	5013	5096	5188	5291	5435	5403	5309	5318	5368	2688438	1214776
2009-12-16	4971	5061	5156	5259	5405	5346	5258	5258	5320	1786402	1197170
2009-12-17	5030	5107	5199	5313	5449	5364	5286	5293	5345	1911506	1212504
2009-12-18	4999	5058	5157	5272	5397	5335	5239	5250	5293	1569862	1175362
2009-12-21	4992	5044	5154	5249	5399	5345	5231	5231	5290	2279954	1232618
2009-12-22	4987	5058	5149	5235	5386	5319	5212	5211	5273	1320296	1167778
2009-12-23	5013	5091	5185	5288	5430	5359	5240	5248	5301	1400212	1196960
2009-12-24	5113	5190	5278	5383	5524	5441	5304	5297	5363	2267428	1330290
2009-12-25	5184	5256	5368	5474	5616	5484	5304	5307	5364	2108456	1290918
2009-12-28	5216	5319	5411	5511	5658	5455	5263	5255	5303	2125164	1330876
2009-12-29	5268	5344	5445	5548	5696	5479	5281	5279	5313	1867098	1341822
2009-12-30	5181	5251	5361	5475	5619	5446	5224	5214	5259	2084654	1258462
2009-12-31	5215	5303	5411	5514	5674	5507	5234	5223	5270	1727350	1319358

Rapeseed Oil (R0)

Date	001	003	005	007	009	011	Vol	O. I.
2009-12-1	8202	8376	8264	8326	8392	8570	23608	61038
2009-12-2	8230	8560	8308	8374	8446	8570	35112	60072
2009-12-3	8230	8390	8310	8374	8456	8570	31090	59638
2009-12-4	8262	8308	8362	8406	8508	8570	58064	61038
2009-12-7	8454	8594	8594	8724	8776	9000	93760	68184
2009-12-8	8478	8606	8574	8720	8740	8988	44024	68660
2009-12-9	8372	8504	8462	8570	8618	8702	40420	67930
2009-12-10	8324	8412	8370	8514	8508	8702	41642	67734
2009-12-11	8362	8470	8418	8522	8576	8702	33052	65834
2009-12-14	8212	8368	8314	8342	8428	8518	66990	68010
2009-12-15	8216	8378	8370	8370	8478	8536	32184	67552
2009-12-16	8204	8346	8386	8408	8518	8620	61562	73128
2009-12-17	8200	8310	8394	8460	8554	8606	58488	70554
2009-12-18	8114	8204	8256	8398	8372	8536	51026	69484
2009-12-21	8146	8192	8232	8358	8354	8450	31008	69576
2009-12-22	8140	8176	8238	8328	8384	8448	79858	71996
2009-12-23	8098	8100	8178	8322	8286	8398	68774	71572
2009-12-24	8126	8124	8202	8302	8314	8398	52810	72426
2009-12-25	8128	8148	8208	8302	8332	8398	37040	72328
2009-12-28	8074	8240	8244	8398	8380	8402	52168	72864

2009-12-29	8066	8240	8288	8398	8422	8462	38724	70280
2009-12-30	8060	8194	8274	8390	8410	8462	35030	71508
2009-12-31	8034	8246	8318	8432	8466	8534	57632	72414

Early Rice (ER)

Date	001	003	005	007	009	011	Vol	O. I.
2009-12-1	1952	2002	2069	2083	2130	2160	16924	78634
2009-12-2	1957	2009	2074	2089	2138	2158	27618	80966
2009-12-3	1969	2009	2075	2093	2141	2168	15948	80982
2009-12-4	1976	2012	2081	2096	2147	2170	23262	84556
2009-12-7	1979	2018	2090	2103	2155	2182	34062	90276
2009-12-8	1979	2017	2088	2101	2157	2183	18350	90714
2009-12-9	1986	2030	2098	2111	2168	2183	69220	97570
2009-12-10	1991	2029	2099	2114	2172	2183	44996	98706
2009-12-11	2001	2054	2128	2137	2197	2195	156742	120662
2009-12-14	2021	2068	2137	2149	2200	2204	96332	120300
2009-12-15	2019	2074	2148	2157	2220	2224	115702	130810
2009-12-16	2019	2072	2137	2151	2212	2218	55518	129658
2009-12-17	2014	2062	2126	2136	2199	2200	53450	128298
2009-12-18	2011	2061	2122	2130	2190	2195	39682	127154
2009-12-21	2009	2059	2120	2132	2183	2189	27572	128612
2009-12-22	2008	2055	2114	2124	2178	2184	25976	126876
2009-12-23	2000	2048	2108	2116	2174	2181	23648	124538
2009-12-24	2005	2057	2114	2121	2183	2191	37670	125642
2009-12-25	1996	2055	2111	2119	2184	2189	26336	124002
2009-12-28	2013	2060	2117	2134	2195	2198	39872	127452
2009-12-29	2012	2061	2118	2137	2197	2202	28612	128654
2009-12-30	2006	2058	2113	2132	2190	2198	25234	126424
2009-12-31	2042	2065	2118	2135	2191	2198	32242	128794

PTA (TA)

Date	912	001	002	003	004	005	006	007	008	009	010	011	012	Vol	O. I.
2009-12-1	7710	7760	7818	7866	7902	7964	7992	8058	8046	8088	8082	8068		788808	191736
2009-12-2	7820	7904	8016	8050	8042	8112	8250	8232	8200	8244	8278	8188		930132	234758
2009-12-3	7882	8004	8112	8162	8218	8226	8260	8282	8294	8314	8330	8314		918422	224002
2009-12-4	7898	8012	8114	8162	8230	8240	8272	8306	8296	8300	8336	8324		644038	205820
2009-12-7	7824	8008	8110	8162	8160	8232	8322	8380	8294	8358	8360	8380		964692	201720
2009-12-8	7744	7878	7990	8066	8028	8156	8194	8238	8168	8266	8192	8272		927158	200844
2009-12-9	7726	7842	7946	8018	8086	8124	8154	8202	8210	8242	8192	8222		829046	192638
2009-12-10	7648	7714	7790	7868	7938	8010	8046	8036	8082	8130	8130	8122		849656	188572
2009-12-11	7806	7764	7868	7942	8050	8096	8144	8140	8198	8216	8210	8230		725936	186812
2009-12-14	7732	7756	7854	7928	8018	8090	8114	8130	8208	8226	8236	8244		724654	181176
2009-12-15		7808	7898	7980	8068	8136	8162	8192	8184	8248	8300	8262	8244	570294	171184
2009-12-16		7848	7942	8022	8096	8170	8182	8298	8216	8290	8258	8268	8340	787696	187798

2009-12-17		7848	7942	8020	8092	8178	8184	8266	8274	8304	8186	8312	8248	750750	198886
2009-12-18		7750	7834	7918	8010	8104	8162	8212	8178	8226	8266	8256	8244	703020	184762
2009-12-21		7794	7912	8008	8094	8176	8186	8234	8246	8288	8314	8330	8276	819512	192372
2009-12-22		7700	7784	7882	7986	8050	8104	8146	8148	8172	8240	8214	8240	836952	210298
2009-12-23		7606	7684	7778	7852	7954	7974	7972	8024	8086	8170	8136	8088	963706	213298
2009-12-24		7664	7764	7864	7944	8050	8080	8128	8122	8154	8180	8186	8202	665474	208788
2009-12-25		7720	7832	7942	8002	8126	8166	8128	8168	8242	8246	8282	8306	648168	209908
2009-12-28		7730	7830	7934	8030	8136	8222	8202	8218	8248	8326	8282	8280	800538	239162
2009-12-29		7788	7922	8064	8144	8256	8326	8326	8356	8390	8394	8396	8406	1212678	298308
2009-12-30		7844	7976	8106	8220	8302	8350	8352	8356	8416	8414	8412	8406	938430	272358
2009-12-31		7872	8004	8130	8220	8316	8348	8352	8406	8422	8446	8436	8444	469434	232820



郑州商品交易所
Zhengzhou Commodity Exchange

地址：郑州市未来路69号
网址：<http://www.czce.com.cn>