



Zhengzhou
Commodity Exchange

*MONTHLY
REPORT*

12

Contents

I Market Summary	2
II Price Charts of All products	4
III Trading Volume, Turnover, Open Interest and Physical Delivery	8
IV List of Quotations	9
V Daily Settlement Price by Contracts	11
VI Brief News.....	16

I Market Summary

In December, the Strong Gluten Futures rose after a fall, trending up. The dominant contract WS205 oscillated between 2310 and 2395 Yuan/ton with the largest price fluctuation being 85 Yuan/ton, and closed up 14 Yuan/ton at 2375 Yuan/ton from the last month-end with a 0.59% price rise.

In December, the Cotton futures underwent an oscillating rise. The dominant contract CF205 oscillated between 20325 and 20880 Yuan/ton with the largest price fluctuation of 555 Yuan/ton, and closed up 410 Yuan/ton at 20690 from the last month-end with a 2.02% price rise.

In December, the White Sugar futures underwent an oscillating fall. The dominant contract SR209 oscillated between 5899 and 6490 Yuan/ton with the largest price fluctuation of 591 Yuan/ton, and closed down 328 Yuan/ton at 5930 Yuan/ton with a 5.24% price drop.

In December, PTA futures underwent an oscillation within a certain range and closed higher. The dominant contract TA205 oscillated between 8012 and 8444 Yuan/ton with the largest price fluctuation of 432 Yuan/ton, and closed up 416 Yuan/ton at 8410 Yuan/ton from the last month-end with a 5.2% price rise.

In December, the Rapeseed Oil futures fell to a low level and then jumped from the bottom. The dominant contract RO205 oscillated between 9230 and 9546 Yuan/ton with the largest price fluctuation of 316 Yuan/ton, and closed up 152 Yuan/ton at 9510 Yuan/ton from the last month-end with a 1.62% price rise.

In December, the Early Long-grain Non-glutinous Rice futures rose steadily. The dominant contract ER205 oscillated between 2438-2534 Yuan/ton with the largest price fluctuation of 96 Yuan/ton, and closed up 83 Yuan/ton at 2526 Yuan/ton from the last month-end with a 3.4% price rise.

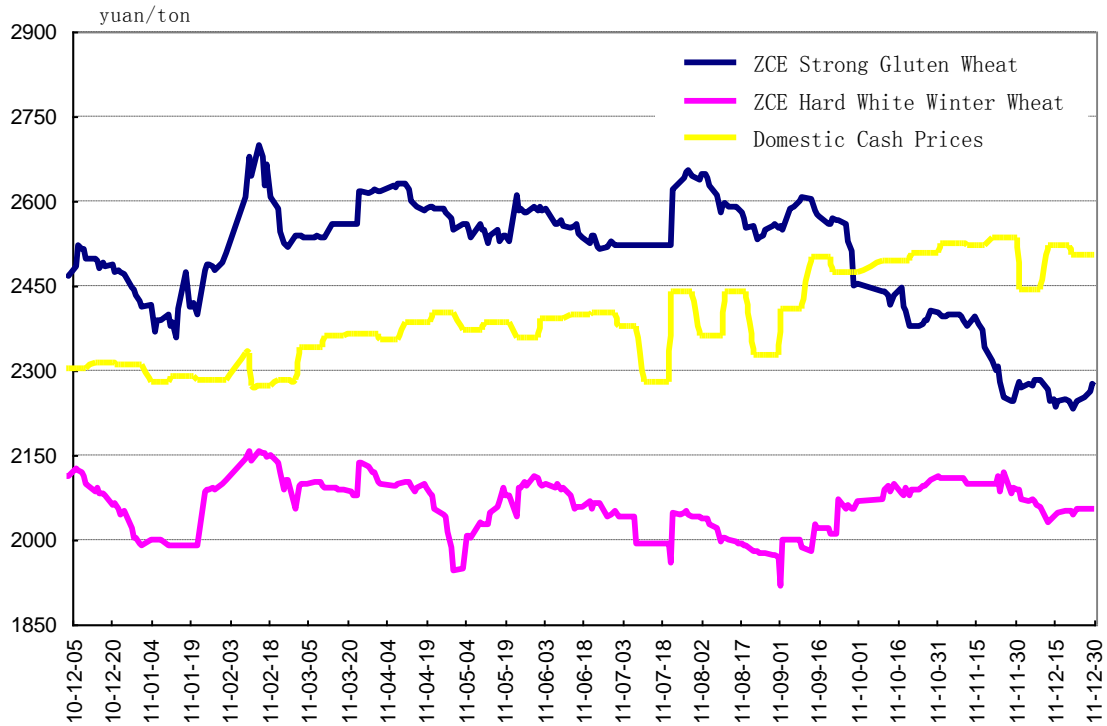
In December, the Methanol futures underwent an oscillating fall. Strike prices maintained at a lower level for most of the time. The dominant contract ME205 oscillated between 2666 and 2852 Yuan/ton with the largest price fluctuation of 186 Yuan/ton, and closed down 33 Yuan/ton at 2731 Yuan/ton from the last month-end with a 1.19% price drop.

The total trading volume in December was 18,983,674 contracts including 5,079 contracts of Hard White Wheat, 373,537 contracts of Strong Gluten Wheat, 1,427,604 contracts of Cotton, 8,817,464 contracts of White Sugar, 7,926,275 contracts of PTA, 130,462 contracts of Rapeseed Oil, 208,368 contracts of Early Long-grain

Non-glutinous Rice and 94,885 contracts of Methanol. The total open interest at the end of December was 935,600 contracts including 1,892 contracts of Hard White Wheat, 83,126 contracts of Strong Gluten Wheat, 133,111 contracts of Cotton, 451,081 contracts of White Sugar, 185,837 contracts of PTA, 47,445 contracts of Rapeseed Oil, 25,662 contracts of Early Long-grain Non-glutinous Rice and 7,446 contracts of Methanol.

II Price Charts of All Products

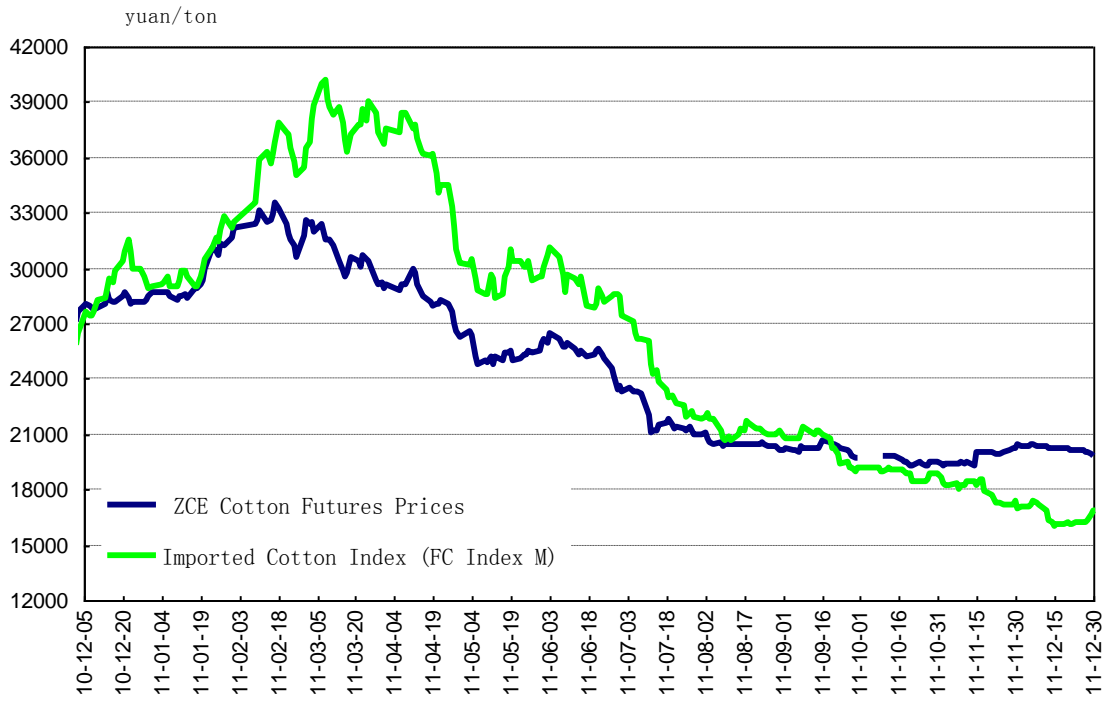
ZCE Wheat Futures Prices vs Domestic Cash Prices Chart



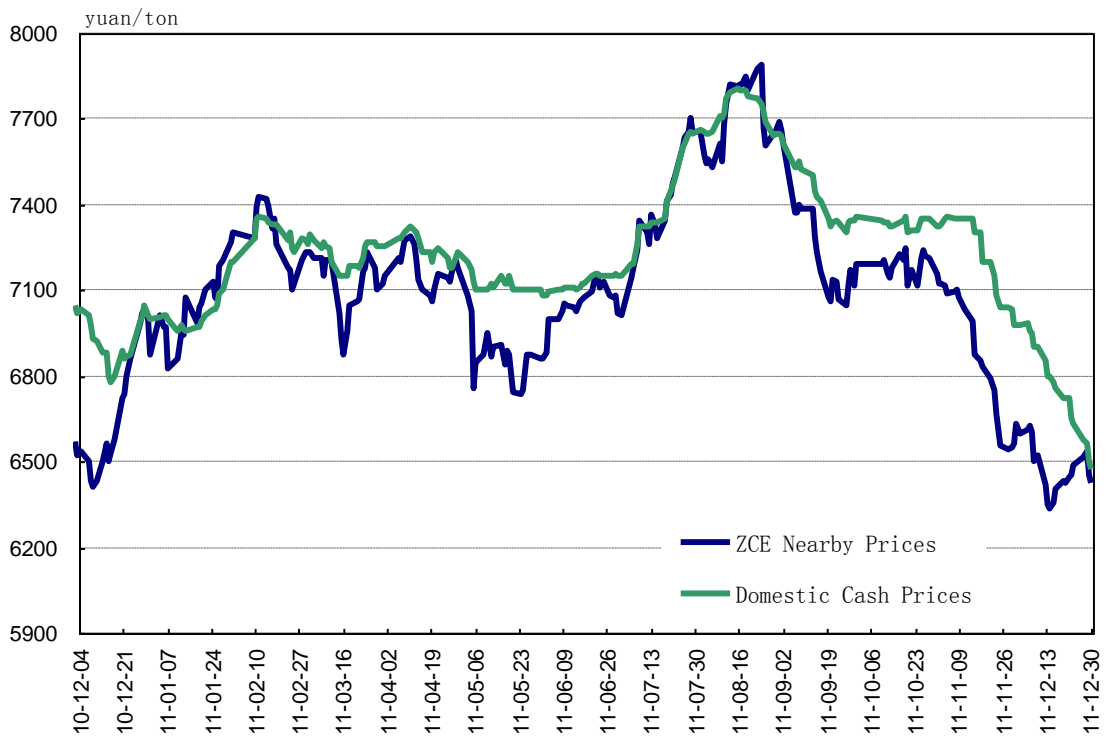
ZCE Cotton Futures vs China Cotton Index Chart



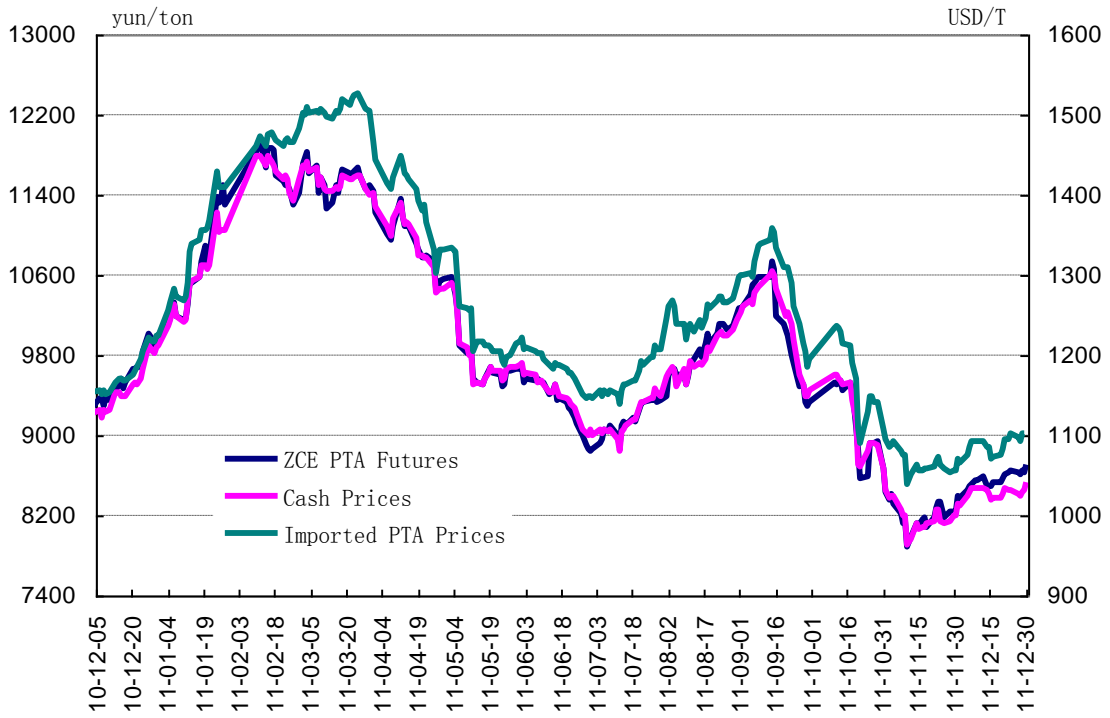
ZCE Cotton Futures Prices vs Imported Cotton Prices



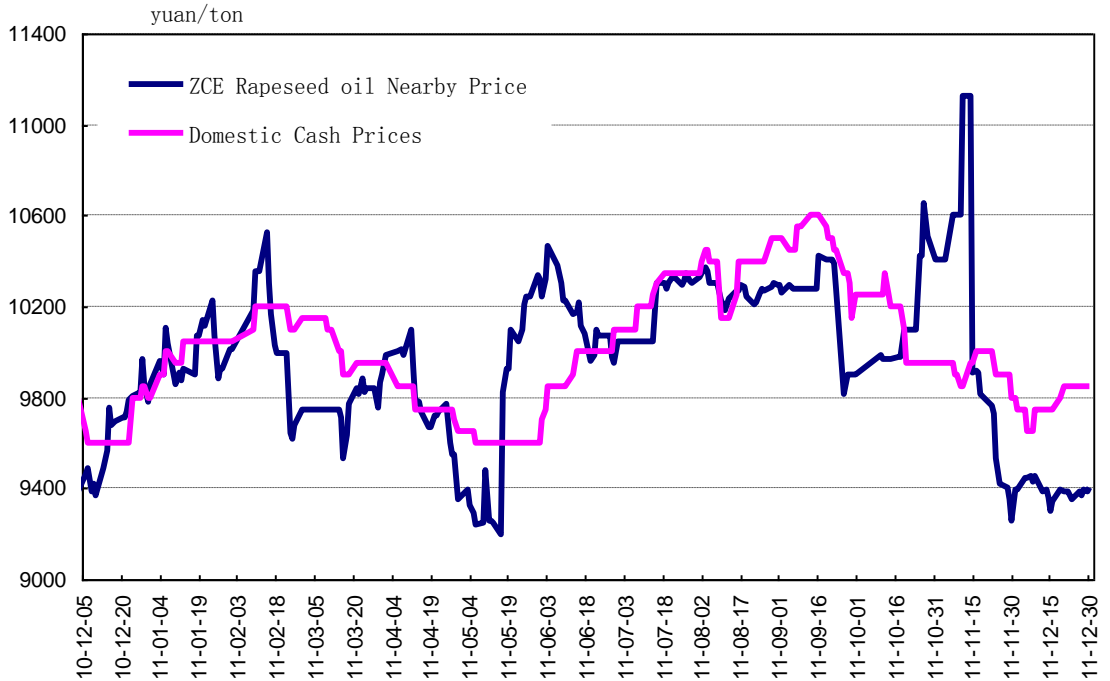
ZCE Sugar Futures Prices vs Domestic Cash Prices Chart



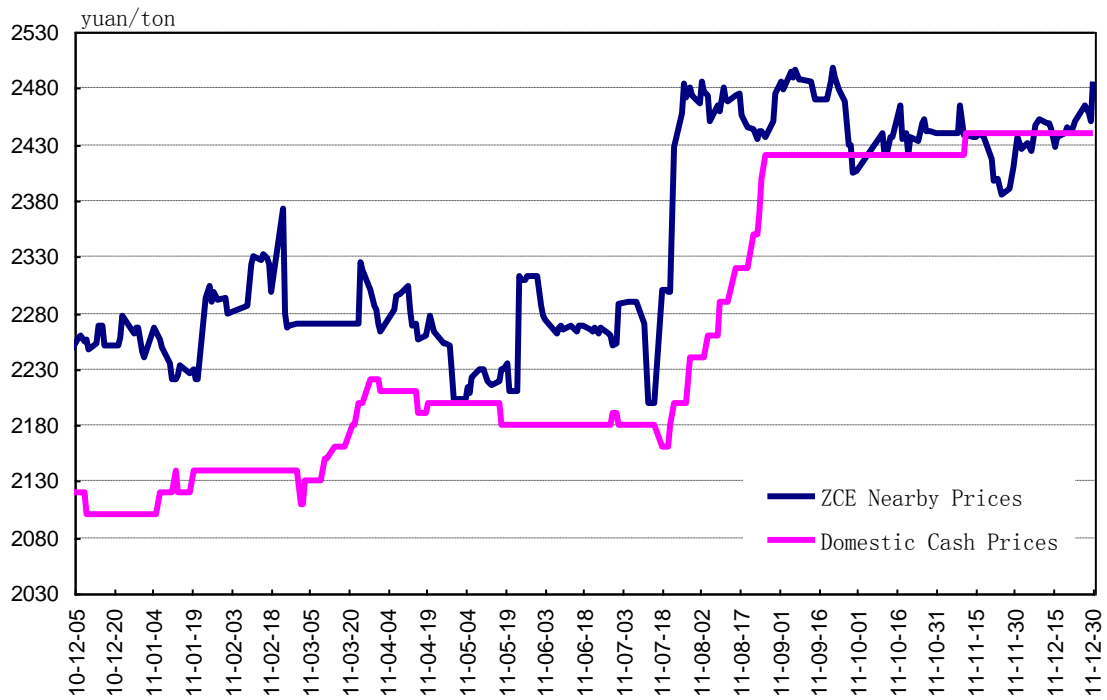
ZCE PTA Futures vs PTA Cash Prices Chart



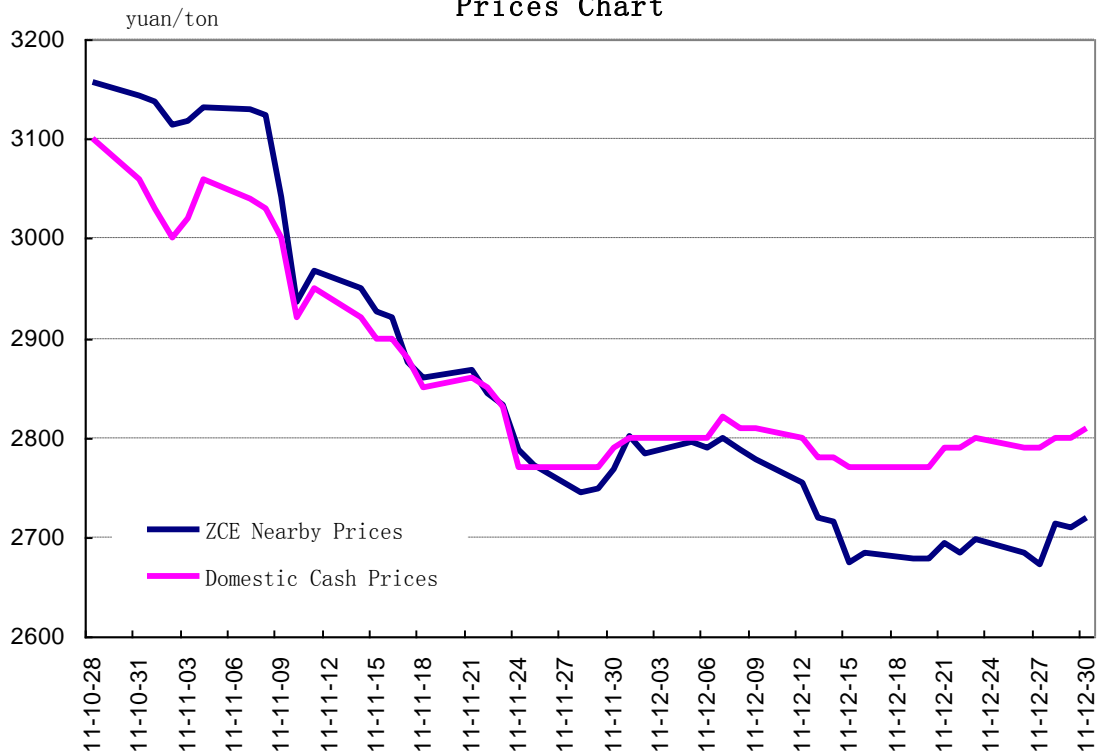
ZCE Rapeseed Oil Futures Prices vs Domestic Cash Prices Chart



ZCE Early Rice Futures Prices vs Domestic Cash Prices
Chart



ZCE Methanol Futures Prices vs Domestic Cash
Prices Chart



III Trading Volume, Turnover, Open Interest and Physical Delivery

Trading Volume

	Dec-11	Dec -10	Change%	Jan' - Dec' 2011	Jan' - Dec' 2010	Change%
Cotton No.1	2,855,208	34,340,478	-91.69%	278,093,248	173,910,620	59.91%
Early Rice	416,736	2,094,578	-80.10%	11,854,832	53,708,172	-77.93%
Methanol	189,770		-	632,214		-
Rapeseed Oil	260,924	1,733,208	-84.95%	8,655,930	19,055,830	-54.58%
Sugar	17,634,928	28,899,234	-38.98%	256,419,936	610,606,262	-58.01%
PTA	15,852,550	12,641,274	25.40%	241,093,026	122,849,610	96.25%
Strong Gluten Wheat	747,074	1,146,454	-34.84%	15,823,408	11,609,284	36.30%
Hard White Wheat	10,158	6,648	52.80%	306,320	70,190	336.42%
Total	37,967,348	80,861,874	-53.05%	812,878,914	991,809,968	-18.04%

Note: 1.Unit: Trading volume in contract; 2. Trading volume includes buy and sell; 3. Contract size: 10 tons(wheat & early rice & sugar), 5 tons(cotton & PTA&rapeseed oil) ,50tons(methanol); 4. EFPs included.

Turnover

	Dec-11	Dec -10	Change%	Jan' - Dec' 2011	Jan' - Dec' 2010	Change%
Cotton No.1	29,551,303	467,867,244	-93.68%	3,625,945,921	2,059,521,902	76.06%
Early Rice	1,032,642	5,007,227	-79.38%	30,381,731	126,634,513	-76.01%
Methanol	2,596,017		-	9,092,023		-
Rapeseed Oil	1,227,770	8,920,647	-86.24%	45,057,606	85,633,419	-47.38%
Sugar	109,012,231	198,092,451	-44.97%	1,766,707,566	3,359,619,146	-47.41%
PTA	65,648,566	62,417,622	5.18%	1,161,645,032	518,469,814	124.05%
Strong Gluten Wheat	1,775,053	3,110,637	-42.94%	44,758,255	29,953,391	49.43%
Hard White Wheat	21,626	14,998	44.19%	679,118	152,459	345.44%
Total	210,865,208	745,430,826	-71.71%	6,684,267,252	6,179,984,644	8.16%

Note: 1.Turnover in 10,000 Yuan; 2. Turnover includes buy and sell; 3. EFPs included.

Open Interest

	Dec -11	Dec -10	Change%	Nov -11	Change%
Cotton No.1	266,222	331,152	-19.61%	235,946	12.83%
Early Rice	51,324	131,926	-61.10%	81,746	-37.22%
Methanol	14,892		-	14,948	-0.37%
Rapeseed Oil	94,890	183,970	-48.42%	132,096	-28.17%
Sugar	902,162	579,978	55.55%	951,456	-5.18%
PTA	371,674	256,108	45.12%	421,342	-11.79%
Strong Gluten Wheat	166,252	100,610	65.24%	170,198	-2.32%
Hard White Wheat	3,784	4,168	-9.21%	5,314	-28.79%
Total	1,871,200	1,587,912	17.84%	2,013,046	-7.05%

Note: 1. Unit: Open interest in contract, 2. Open interest includes buy and sell; 3. Contract size: 10 tons(wheat & early rice & sugar), 5 tons(cotton & PTA & rapeseed oil), 50tons (methanol).

Physical Delivery

	Dec 2011	Dec 2011	Dec 2010	Dec 2010	Jan'- Dec'	Jan'- Dec'
	Delivery Volume	EFPs	Delivery Volume	EFPs	2011	2010
CF					11,528	30,564
ER					11,131	9,725
ME						
RO					36,781	21,695
SR					25,430	76,314
TA	1,380	0	3,155	0	60,318	105,509
WS					23,279	7,037
WT					1,535	393
Total	1,380	0	3,155	0	170,002	251,237

Note: 1. Unit: Delivery volume in contract ; 2. Delivery volume counts in one side 3. Contract size: 10 tons(wheat & early rice & sugar), 5 tons(cotton & PTA & rapeseed oil), 50tons (methanol).

IV List of Quotations

Contract	Open	High	Low	Close	Month-end O.I	Change	Month-end Settlement	Volume	Turnover
CF201	20,410	20,650	19,630	19,705	2,576	-11,000	19,830	24,398	24.796
CF203	20,440	20,625	20,200	20,300	2,752	244	20,320	1,834	1.871
CF205	20,325	20,880	20,325	20,690	184,960	12,400	20,745	2,321,656	2,394.16
CF207	20,480	21,135	20,480	20,945	10,300	-4,604	21,015	26,512	27.561
CF209	20,600	21,325	20,490	21,130	60,866	29,454	21,195	475,264	500.923
CF211	20,765	21,140	20,585	20,945	4,768	3,782	20,965	5,544	5.815
Subtotal					266,222			2,855,208	2,955.13
ER201	2,442	2,588	2,415	2,500	4,708	-12,486	2,485	18,808	4.598
ER203	2,443	2,523	2,316	2,453	26	-12	2,487	150	0.037
ER205	2,459	2,534	2,438	2,526	40,252	-18,422	2,522	379,742	94.047
ER207	2,447	2,516	2,430	2,516	632	-160	2,511	1,584	0.391
ER209	2,529	2,598	2,503	2,594	5,704	656	2,588	16,446	4.19
ER211	2,503	2,551	2,503	2,532	2	2	2,554	6	0.002
Subtotal					51,324			416,736	103.264
ME203	2,821	2,850	2,661	2,724	6,844	-4,848	2,719	154,744	211.793
ME204	2,849	2,849	2,678	2,726	22	-34	2,734	114	0.156
ME205	2,817	2,852	2,666	2,731	7,958	4,790	2,726	34,712	47.372
ME206	2,711	2,798	2,677	2,798	2	0	2,742	22	0.03

ME207	2,710	2,775	2,710	2,755	6	6	2,747	14	0.019
ME208	2,753	2,775	2,753	2,775	6	0	2,801	4	0.006
ME209	2,856	2,860	2,747	2,783	52	28	2,787	128	0.18
ME210	0	0	0	0	0	0	2,884	0	0
ME211	2,756	2,958	2,756	2,858	0	0	2,855	10	0.014
ME212	3,031	3,031	2,743	2,825	2	2	2,823	22	0.031
Subtotal					14,892			189,770	259.602
RO201	9,450	9,498	9,246	9,410	3,744	-7,346	9,406	16,800	7.897
RO203	9,494	9,560	9,386	9,386	2	2	9,386	36	0.017
RO205	9,482	9,546	9,230	9,510	85,706	-29,786	9,488	231,296	108.778
RO207	9,516	9,516	9,402	9,402	4	0	9,508	6	0.003
RO209	9,502	9,630	9,318	9,630	5,434	-74	9,620	12,784	6.081
RO211	9,612	9,612	9,612	9,612	0	-2	9,616	2	0.001
Subtotal					94,890			260,924	122.777
SR201	6,690	6,729	6,248	6,390	5,178	-96,754	6,423	193,054	125.458
SR203	6,558	6,558	6,062	6,100	5,044	694	6,111	13,930	8.741
SR205	6,421	6,529	5,907	5,951	364,760	-177,636	5,984	9,849,210	6,119.84
SR207	6,461	6,471	5,950	5,994	3,380	1,208	6,024	11,642	7.233
SR209	6,400	6,490	5,899	5,930	514,444	220,668	5,967	7,535,054	4,620.53
SR211	6,398	6,441	5,937	5,965	1,502	576	5,998	2,170	1.345
SR301	6,230	6,390	5,820	5,847	7,406	1,636	5,872	26,474	16.025
SR303	6,257	6,267	5,819	5,838	118	38	5,834	390	0.235
SR305	6,250	6,403	5,830	5,851	330	276	5,876	3,004	1.82
Subtotal					902,162			17,634,928	10,901.22
TA112	8,396	8,600	8,354	8,490	0	-1,998	8,498	2,360	1.001
TA201	8,600	8,788	8,376	8,758	19,660	-99,376	8,712	370,772	158.636
TA202	8,482	8,520	8,248	8,520	440	308	8,512	1,260	0.53
TA203	8,420	8,516	8,186	8,516	424	-124	8,508	1,188	0.497
TA204	8,246	8,466	7,994	8,448	130	-108	8,452	722	0.301
TA205	8,358	8,444	8,012	8,410	341,976	43,848	8,370	15,431,504	6,385.48
TA206	8,372	8,668	8,022	8,304	94	6	8,298	1,472	0.61
TA207	8,186	8,642	8,018	8,334	182	156	8,308	1,110	0.453
TA208	8,356	8,412	8,108	8,360	16	-4	8,354	74	0.031
TA209	8,310	8,450	8,000	8,348	8,746	7,624	8,318	41,402	17.034
TA210	8,370	8,452	8,122	8,198	2	-2	8,306	10	0.004
TA211	8,200	8,420	8,150	8,420	4	2	8,420	348	0.145
TA212	8,652	8,652	8,112	8,200	0	0	8,200	328	0.138
Subtotal					371,674			15,852,550	6,564.86
WS201	2,293	2,301	2,226	2,265	24,776	-14,338	2,274	28,710	6.483
WS203	2,321	2,345	2,272	2,327	56	20	2,327	96	0.022
WS205	2,385	2,395	2,310	2,375	97,154	5,280	2,376	585,944	138.015

WS207	2,376	2,388	2,308	2,371	1,050	228	2,375	1,774	0.417
WS209	2,509	2,536	2,447	2,526	42,582	4,784	2,525	129,280	32.239
WS211	2,556	2,556	2,502	2,538	22	0	2,547	12	0.003
WS301	2,628	2,628	2,524	2,588	446	2	2,588	658	0.169
WS303	2,623	2,633	2,571	2,633	38	-12	2,633	42	0.011
WS305	2,679	2,683	2,598	2,635	128	90	2,639	558	0.147
Subtotal					166,252			747,074	177.505
WT201	2,086	2,120	1,992	2,053	1,124	-708	2,054	2,272	0.467
WT203	2,107	2,107	2,012	2,075	202	0	2,074	124	0.026
WT205	2,163	2,170	2,057	2,153	1,858	-252	2,153	6,286	1.345
WT207	2,193	2,193	2,171	2,186	18	0	2,186	26	0.006
WT209	2,208	2,215	2,180	2,204	582	-570	2,204	1,432	0.315
WT211	2,170	2,268	2,170	2,229	0	0	2,243	18	0.004
Subtotal					3,784			10,158	2.163
Total					1,871,200			37,967,348	21,086.52

Note: 1. Price: Yuan/ton ; 2 .Trading volume and month-end open interest in contract ; 3. Turnover :10,000 Yuan ; 4. Trading volume、turnover and Month-end open interest include buy and sell ; 5. EFPs not included.

V Daily Settlement Price by Contracts

Cotton No. 1 (CF)								
Date	201	203	205	207	209	211	Vol	O. I.
2011-12-01	20,470	20,425	20,510	20,655	20,790	20,865	472,574	280,576
2011-12-02	20,360	20,360	20,415	20,655	20,795	20,840	152,116	258,162
2011-12-05	20,350	20,410	20,490	20,745	20,945	20,970	107,182	259,698
2011-12-06	20,445	20,500	20,590	20,900	21,090	21,065	211,284	273,366
2011-12-07	20,455	20,455	20,610	20,885	21,080	21,030	65,228	265,374
2011-12-08	20,395	20,405	20,535	20,810	21,015	20,995	76,120	250,016
2011-12-09	20,360	20,430	20,565	20,835	21,045	21,005	76,454	242,538
2011-12-12	20,335	20,385	20,515	20,785	20,985	20,980	47,682	232,476
2011-12-13	20,235	20,220	20,425	20,685	20,875	20,885	53,836	228,200
2011-12-14	20,235	20,320	20,460	20,735	20,925	20,910	32,260	222,136
2011-12-15	20,190	20,270	20,395	20,655	20,870	20,830	58,132	219,494
2011-12-16	20,285	20,450	20,680	20,850	21,140	20,985	382,758	281,214
2011-12-19	20,245	20,390	20,630	20,890	21,110	20,965	111,410	273,238
2011-12-20	20,245	20,475	20,720	20,965	21,175	21,000	169,310	278,296
2011-12-21	20,185	20,445	20,720	20,955	21,160	21,005	76,830	266,698
2011-12-22	20,105	20,435	20,685	20,925	21,130	21,010	66,028	252,054
2011-12-23	20,100	20,445	20,725	20,980	21,180	21,045	67,536	245,098
2011-12-26	20,085	20,395	20,680	20,920	21,125	20,980	50,902	233,692
2011-12-27	20,015	20,460	20,810	21,070	21,270	21,090	243,108	277,782

2011-12-28	20,000	20,440	20,810	21,060	21,270	21,065	70,210	282,208
2011-12-29	19,975	20,440	20,820	21,075	21,130	21,040	146,522	284,254
2011-12-30	19,830	20,320	20,745	21,015	21,195	20,965	117,726	266,222

Strong Gluten Wheat (WS)											
Date	201	203	205	207	209	211	301	303	305	Vol	O. I.
2011-12-01	2,280	2,325	2,374	2,366	2,499	2,557	2,572	2,591	2,637	68078	165660
2011-12-02	2,269	2,320	2,359	2,353	2,491	2,557	2,562	2,591	2,612	32326	166306
2011-12-05	2,277	2,320	2,366	2,358	2,502	2,557	2,570	2,591	2,621	31654	165146
2011-12-06	2,274	2,320	2,357	2,354	2,502	2,557	2,570	2,591	2,619	20842	160476
2011-12-07	2,283	2,320	2,369	2,354	2,511	2,557	2,580	2,599	2,625	25846	163676
2011-12-08	2,282	2,320	2,359	2,344	2,500	2,557	2,569	2,599	2,618	29574	160272
2011-12-09	2,284	2,308	2,370	2,357	2,511	2,547	2,581	2,623	2,636	31076	160258
2011-12-12	2,265	2,319	2,344	2,335	2,488	2,544	2,558	2,606	2,612	62966	159316
2011-12-13	2,247	2,306	2,329	2,319	2,472	2,528	2,540	2,581	2,606	39182	157778
2011-12-14	2,250	2,292	2,330	2,323	2,472	2,529	2,539	2,573	2,606	19370	155976
2011-12-15	2,235	2,292	2,321	2,314	2,461	2,529	2,531	2,571	2,598	29262	151018
2011-12-16	2,245	2,306	2,338	2,334	2,469	2,502	2,537	2,575	2,606	30048	151814
2011-12-19	2,248	2,306	2,344	2,340	2,480	2,538	2,547	2,575	2,619	27404	153754
2011-12-20	2,247	2,299	2,348	2,345	2,485	2,538	2,551	2,575	2,623	20354	153400
2011-12-21	2,238	2,299	2,342	2,338	2,478	2,538	2,546	2,575	2,619	26712	156304
2011-12-22	2,233	2,283	2,336	2,334	2,471	2,538	2,543	2,575	2,619	21524	157422
2011-12-23	2,244	2,290	2,346	2,344	2,483	2,538	2,549	2,575	2,615	32878	157748
2011-12-26	2,251	2,295	2,354	2,352	2,491	2,538	2,561	2,582	2,627	44770	156428
2011-12-27	2,256	2,299	2,357	2,355	2,495	2,538	2,563	2,582	2,619	19950	156444
2011-12-28	2,261	2,314	2,364	2,362	2,502	2,547	2,568	2,583	2,638	28900	158494
2011-12-29	2,275	2,324	2,378	2,377	2,517	2,547	2,592	2,633	2,641	62810	164858
2011-12-30	2,274	2,327	2,376	2,375	2,525	2,547	2,588	2,633	2,639	41548	166252

Hard White Wheat (WT)								
Date	201	203	205	207	209	211	Vol	O. I.
2011-12-01	2,088	2,103	2,163	2,191	2,210	2,210	732	5244
2011-12-02	2,070	2,091	2,156	2,191	2,204	2,210	332	5184
2011-12-05	2,068	2,085	2,153	2,191	2,203	2,210	528	5302
2011-12-06	2,072	2,077	2,144	2,191	2,199	2,210	630	5194
2011-12-07	2,069	2,059	2,118	2,179	2,195	2,210	3032	4746
2011-12-08	2,063	2,080	2,143	2,182	2,202	2,210	604	4602
2011-12-09	2,059	2,086	2,152	2,182	2,208	2,210	292	4562
2011-12-12	2,029	2,087	2,149	2,182	2,203	2,205	582	4446
2011-12-13	2,034	2,087	2,148	2,186	2,207	2,205	528	4132
2011-12-14	2,042	2,087	2,151	2,186	2,205	2,205	328	4106
2011-12-15	2,044	2,067	2,151	2,186	2,202	2,205	286	4008

2011-12-16	2,048	2,084	2,151	2,186	2,204	2,205	248	3918
2011-12-19	2,051	2,091	2,151	2,186	2,203	2,205	284	3922
2011-12-20	2,052	2,082	2,153	2,186	2,205	2,205	228	3924
2011-12-21	2,050	2,088	2,151	2,186	2,203	2,205	216	3928
2011-12-22	2,046	2,088	2,152	2,186	2,205	2,214	254	3896
2011-12-23	2,053	2,088	2,154	2,186	2,205	2,214	158	3884
2011-12-26	2,054	2,088	2,154	2,186	2,206	2,231	156	3880
2011-12-27	2,053	2,090	2,153	2,186	2,207	2,231	90	3868
2011-12-28	2,056	2,090	2,154	2,186	2,208	2,243	194	3824
2011-12-29	2,056	2,076	2,154	2,186	2,205	2,243	256	3778
2011-12-30	2,054	2,074	2,153	2,186	2,204	2,243	200	3784

White Sugar (SR)

Date	201	203	205	207	209	211	301	303	305	Vol	O. I.
2011-12-01	6,633	6,506	6,427	6,434	6,392	6,412	6,271	6,253	6,284	762966	887588
2011-12-02	6,598	6,481	6,394	6,414	6,361	6,379	6,248	6,188	6,242	403342	887474
2011-12-05	6,612	6,498	6,404	6,430	6,382	6,394	6,257	6,267	6,254	561206	882168
2011-12-06	6,623	6,505	6,416	6,441	6,409	6,421	6,277	6,267	6,264	525064	899926
2011-12-07	6,606	6,466	6,380	6,420	6,371	6,380	6,248	6,237	6,235	724180	958562
2011-12-08	6,502	6,356	6,271	6,301	6,258	6,278	6,142	6,127	6,148	976666	952158
2011-12-09	6,523	6,383	6,295	6,322	6,279	6,304	6,159	6,167	6,173	629842	911666
2011-12-12	6,415	6,273	6,186	6,229	6,171	6,201	6,065	6,069	6,074	801482	965696
2011-12-13	6,348	6,225	6,133	6,170	6,113	6,158	6,007	6,002	6,009	690178	975496
2011-12-14	6,335	6,218	6,128	6,157	6,107	6,140	6,001	6,000	6,005	885516	988876
2011-12-15	6,353	6,210	6,127	6,156	6,112	6,149	5,998	6,014	5,992	1172398	963438
2011-12-16	6,405	6,276	6,178	6,210	6,154	6,185	6,052	6,019	6,044	796694	950532
2011-12-19	6,435	6,301	6,200	6,236	6,184	6,212	6,075	6,060	6,077	713310	929956
2011-12-20	6,428	6,270	6,174	6,204	6,141	6,159	6,035	6,024	6,040	800616	936670
2011-12-21	6,447	6,264	6,143	6,168	6,122	6,142	6,030	5,992	6,034	1004002	985286
2011-12-22	6,454	6,255	6,139	6,185	6,131	6,161	6,028	6,027	6,033	908054	938336
2011-12-23	6,490	6,288	6,173	6,215	6,169	6,204	6,061	6,048	6,051	858568	929172
2011-12-26	6,490	6,247	6,134	6,167	6,113	6,152	6,012	5,996	6,012	840228	957268
2011-12-27	6,512	6,255	6,139	6,175	6,112	6,145	6,010	5,998	6,008	561494	952408
2011-12-28	6,535	6,260	6,127	6,170	6,089	6,116	5,989	5,974	5,997	736026	971024
2011-12-29	6,454	6,195	6,069	6,106	6,026	6,059	5,926	5,927	5,929	865558	976774
2011-12-30	6,423	6,111	5,984	6,024	5,967	5,998	5,872	5,834	5,876	1417538	902162

Rapeseed Oil (RO)

Date	201	203	205	207	209	211	Vol	O. I.
2011-12-01	9,398	9,340	9,468	9,468	9,524	9,560	25882	123424
2011-12-02	9,396	9,340	9,448	9,468	9,518	9,560	12922	121656
2011-12-05	9,446	9,356	9,488	9,498	9,564	9,560	13040	121104

2011-12-06	9,442	9,524	9,448	9,498	9,526	9,560	10270	120364
2011-12-07	9,454	9,526	9,476	9,516	9,562	9,560	5602	119754
2011-12-08	9,432	9,526	9,408	9,516	9,482	9,560	18572	119794
2011-12-09	9,452	9,504	9,418	9,516	9,506	9,560	7058	119628
2011-12-12	9,388	9,408	9,334	9,440	9,422	9,560	14744	118880
2011-12-13	9,396	9,408	9,342	9,440	9,420	9,560	9282	118410
2011-12-14	9,364	9,404	9,316	9,440	9,392	9,560	13590	115638
2011-12-15	9,304	9,404	9,256	9,402	9,346	9,560	15168	115604
2011-12-16	9,344	9,404	9,318	9,402	9,420	9,560	12196	112708
2011-12-19	9,394	9,434	9,386	9,402	9,492	9,560	12996	108402
2011-12-20	9,382	9,434	9,386	9,402	9,484	9,560	23876	106564
2011-12-21	9,386	9,426	9,398	9,402	9,500	9,560	7838	105106
2011-12-22	9,382	9,426	9,406	9,402	9,516	9,560	8060	103560
2011-12-23	9,352	9,386	9,454	9,452	9,560	9,572	10004	100802
2011-12-26	9,388	9,386	9,466	9,452	9,558	9,612	9040	100344
2011-12-27	9,372	9,386	9,430	9,452	9,538	9,612	6016	100012
2011-12-28	9,392	9,386	9,480	9,472	9,600	9,612	9676	98008
2011-12-29	9,384	9,386	9,476	9,508	9,612	9,616	8414	95842
2011-12-30	9,406	9,386	9,488	9,508	9,620	9,616	6678	94890

Early Rice (ER)								
Date	201	203	205	207	209	211	Vol	O. I.
2011-12-01	2,436	2,439	2,456	2,445	2,517	2,532	27544	78110
2011-12-02	2,425	2,439	2,444	2,437	2,508	2,532	17198	77900
2011-12-05	2,431	2,430	2,452	2,442	2,518	2,532	12300	75258
2011-12-06	2,424	2,436	2,442	2,432	2,521	2,532	8528	72748
2011-12-07	2,434	2,444	2,462	2,450	2,544	2,527	26104	76718
2011-12-08	2,447	2,420	2,470	2,458	2,548	2,527	26840	75780
2011-12-09	2,453	2,420	2,475	2,466	2,556	2,527	15002	75418
2011-12-12	2,449	2,446	2,466	2,453	2,531	2,527	29542	79204
2011-12-13	2,449	2,432	2,466	2,454	2,523	2,527	15508	77030
2011-12-14	2,443	2,454	2,468	2,462	2,526	2,527	19024	76558
2011-12-15	2,427	2,355	2,452	2,447	2,516	2,517	33192	72094
2011-12-16	2,437	2,365	2,472	2,468	2,534	2,517	18782	69452
2011-12-19	2,440	2,368	2,483	2,480	2,547	2,517	12140	69102
2011-12-20	2,446	2,455	2,487	2,482	2,550	2,517	7912	66794
2011-12-21	2,440	2,449	2,484	2,480	2,549	2,517	14812	60888
2011-12-22	2,446	2,440	2,489	2,486	2,558	2,517	13946	61212
2011-12-23	2,450	2,465	2,495	2,492	2,570	2,526	10974	60224
2011-12-26	2,454	2,465	2,495	2,494	2,569	2,532	14808	55528
2011-12-27	2,464	2,475	2,502	2,500	2,575	2,532	22432	49484
2011-12-28	2,458	2,487	2,500	2,504	2,579	2,532	6614	48144

2011-12-29	2,450	2,487	2,493	2,501	2,571	2,532	21912	50894
2011-12-30	2,485	2,487	2,522	2,511	2,588	2,554	41622	51324

PTA (TA)															
Date	112	201	202	203	204	205	206	207	208	209	210	211	212	Vol	O. I.
2011-12-01	8,388	8,478	8,432	8,380	8,262	8,242	8,248	8,214	8,264	8,272	8,276	8,226		1028888	445702
2011-12-02	8,366	8,432	8,336	8,336	8,260	8,226	8,228	8,212	8,264	8,258	8,276	8,226		585842	400806
2011-12-05	8,450	8,488	8,386	8,396	8,350	8,340	8,348	8,368	8,356	8,362	8,380	8,310		942674	434340
2011-12-06	8,502	8,570	8,440	8,410	8,378	8,352	8,350	8,368	8,346	8,376	8,404	8,310		957176	439954
2011-12-07	8,520	8,592	8,484	8,468	8,424	8,410	8,406	8,392	8,412	8,414	8,412	8,326		609290	417080
2011-12-08	8,544	8,592	8,480	8,454	8,426	8,384	8,378	8,374	8,356	8,362	8,408	8,326		800438	395714
2011-12-09	8,550	8,592	8,470	8,454	8,404	8,378	8,354	8,374	8,392	8,350	8,408	8,326		849644	397526
2011-12-12	8,588	8,654	8,496	8,450	8,388	8,362	8,366	8,348	8,362	8,318	8,344	8,294		1010470	429272
2011-12-13	8,488	8,586	8,402	8,372	8,318	8,248	8,244	8,290	8,274	8,212	8,262	8,294		1169714	451988
2011-12-14	8,498	8,594	8,406	8,374	8,326	8,262	8,258	8,266	8,272	8,224	8,262	8,306		661836	425458
2011-12-15		8,490	8,284	8,246	8,190	8,120	8,108	8,036	8,108	8,090	8,122	8,166	8,306	913006	413782
2011-12-16		8,530	8,318	8,300	8,236	8,166	8,150	8,104	8,142	8,146	8,122	8,224	8,306	623468	379514
2011-12-19		8,534	8,326	8,268	8,244	8,164	8,158	8,108	8,144	8,136	8,122	8,224	8,306	760598	375738
2011-12-20		8,576	8,324	8,310	8,262	8,186	8,186	8,132	8,142	8,142	8,208	8,224	8,306	684926	399736
2011-12-21		8,616	8,400	8,364	8,302	8,248	8,224	8,190	8,202	8,222	8,208	8,306	8,306	508070	365272
2011-12-22		8,636	8,372	8,318	8,314	8,262	8,238	8,202	8,202	8,230	8,198	8,368	8,306	561220	380548
2011-12-23		8,646	8,448	8,426	8,356	8,290	8,280	8,234	8,226	8,260	8,216	8,366	8,306	593962	389704
2011-12-26		8,628	8,404	8,350	8,326	8,256	8,216	8,188	8,198	8,218	8,216	8,276	8,306	593820	363538
2011-12-27		8,618	8,376	8,340	8,292	8,228	8,206	8,188	8,198	8,196	8,216	8,270	8,306	423478	356884
2011-12-28		8,640	8,412	8,392	8,306	8,268	8,244	8,220	8,216	8,240	8,216	8,362	8,632	518538	358730
2011-12-29		8,638	8,420	8,364	8,306	8,250	8,236	8,218	8,228	8,218	8,216	8,314	8,200	388764	329928
2011-12-30		8,712	8,512	8,508	8,452	8,370	8,298	8,308	8,354	8,318	8,306	8,420	8,200	666728	371674

Methanol (ME)												
Date	203	204	205	206	207	208	209	210	211	212	Vol	O. I.
2011-12-01	2,802	2,810	2,797	2,844	2,711	2,850	2,856	2,868	2,894		20582	13944
2011-12-02	2,783	2,802	2,794	2,841	2,708	2,847	2,860	2,872	2,898		17734	14060
2011-12-05	2,796	2,804	2,801	2,848	2,715	2,854	2,857	2,869	2,895		11216	13556
2011-12-06	2,789	2,803	2,795	2,842	2,709	2,848	2,843	2,855	2,881		6698	12934
2011-12-07	2,799	2,803	2,803	2,842	2,717	2,856	2,858	2,870	2,896		3380	12712
2011-12-08	2,787	2,800	2,800	2,839	2,714	2,853	2,850	2,862	2,888		5088	12528
2011-12-09	2,778	2,798	2,795	2,834	2,709	2,848	2,823	2,835	2,861		4498	12362
2011-12-12	2,755	2,776	2,774	2,813	2,689	2,827	2,838	2,850	2,876		7030	13562
2011-12-13	2,720	2,767	2,750	2,711	2,591	2,724	2,814	2,826	2,852		9548	14618
2011-12-14	2,715	2,753	2,746	2,779	2,656	2,792	2,806	2,818	2,844		5358	14910
2011-12-15	2,675	2,712	2,711	2,744	2,622	2,756	2,785	2,797	2,823	2,844	8946	15072
2011-12-16	2,684	2,744	2,727	2,730	2,609	2,764	2,776	2,788	2,814	2,835	9474	14812
2011-12-19	2,678	2,744	2,722	2,725	2,604	2,764	2,780	2,783	2,809	2,830	6514	15330

2011-12-20	2,678	2,744	2,719	2,722	2,601	2,761	2,780	2,780	2,806	2,827	5914	15780
2011-12-21	2,693	2,744	2,723	2,726	2,605	2,765	2,802	2,802	2,828	2,849	9092	15718
2011-12-22	2,684	2,690	2,702	2,705	2,585	2,744	2,774	2,774	2,800	2,821	6022	15596
2011-12-23	2,697	2,721	2,713	2,716	2,762	2,854	2,787	2,885	2,912	2,936	6858	15494
2011-12-26	2,684	2,690	2,691	2,694	2,755	2,765	2,767	2,864	2,891	2,841	7502	16508
2011-12-27	2,672	2,682	2,678	2,694	2,742	2,752	2,748	2,844	2,871	2,844	5916	16142
2011-12-28	2,713	2,717	2,721	2,737	2,742	2,796	2,785	2,882	2,857	2,825	19542	16420
2011-12-29	2,709	2,726	2,715	2,731	2,736	2,790	2,779	2,876	2,851	2,819	6548	15860
2011-12-30	2,719	2,734	2,726	2,742	2,747	2,801	2,787	2,884	2,855	2,823	6310	14892

Note: 1. Price: Yuan/ton ; 2 .Trading volume and month-end open interest in contract ; 3. Trading volume and Month-end open interest include buy and sell ; 4. EFPs included.

VI Brief News

ZCE's Announcement on Temporary Suspension of the Methanol Delivery Business Conducted by Jiangsu Jinxiang Petroleum and Chemical Company Limited

(2011) NO. 17

Due to the improper preparation for methanol delivery, Jiangsu Jinxiang Petroleum and Chemical Company Limited is not qualified to conduct the delivery report and in-warehouse business of methanol futures. After prudent consideration and in order to ensure the well delivery of methanol futures, ZCE has decided to temporarily suspend the delivery business of the warehouse mentioned, the specific time of which is yet to announce after certification and acceptance.

The announcement is made as above and shall be well spread among the investors.

December 20, 2011

ZCE's Announcement on Increasing the PTA Delivery Brands and Delivery Brands Exempted from Inspection

(2011) NO. 18

In accordance with the "ZCE Manage Guidance of Delivery Brands for PTA Futures" (Pilot) and after site inspection, PTA brands of Shishi Jialong Petroleum, Chemical and Textile Company Limited and Chongqing Pengwei Petroleum and

Chemical Company Limited are approved to be Brands for Futures Delivery, while PTA brand of Shaoxing Yuandong Petroleum Company Limited is approved to be exempted from inspection.

The official launching for the above delivery brands and delivery brands exempted from inspection is as of June 1, 2012.

December 21, 2011



郑州商品交易所

Zhengzhou Commodity Exchange

地址：郑州市未来路69号

网址：<http://www.zcex.com.cn>