



Zhengzhou  
Commodity Exchange

*MONTHLY  
REPORT*

*1*

## Contents

<b>I</b>	<b>Market Summary.....</b>	<b>3</b>
<b>II</b>	<b>Wheat, Cotton , Sugar ,PTA ,Rapeseed Oil and Early Rice Price Charts.....</b>	<b>4</b>
<b>III</b>	<b>Trading Volume, Turnover, Open Interest and Physical Delivery.</b>	<b>7</b>
<b>IV</b>	<b>List of Quotations.....</b>	<b>8</b>
<b>V</b>	<b>Daily Settlement Price by Contracts.....</b>	<b>10</b>

## **I Market Summary**

In January, the prices of strong gluten wheat futures contracts rose first and then dropped. The active contract WS009 ranged from 2242 to 2310 Yuan per ton, the largest range was 68 Yuan per ton. The month-end price of WS009 closed at 2245 Yuan per ton, falling 27 Yuan per ton over last month and down 1.19% over last month.

In January, the prices of cotton futures contracts dropped widely. The active contract CF009 ranged from 15750 to 17635 Yuan per ton, the largest range was 1885 Yuan per ton. The month-end price of CF009 closed at 15880 Yuan per ton, dropping 1315 Yuan per ton over last month and down 7.65% over last month.

In January, the prices of the white sugar futures contracts fell oscillatingly. The active contract SR009 ranged from 5322 to 5993 Yuan per ton, the largest range was 671 Yuan per ton. The month-end price of SR009 closed at 5378 Yuan per ton, falling 383 Yuan per ton over last month and down 6.65% over last month.

In January, the prices of PTA futures contracts fell oscillatingly. The active contract TA005 ranged from 7888 to 8668 Yuan per ton, the largest range was 780 Yuan per ton. The month-end price of TA005 closed at 8046 Yuan per ton, falling 262 Yuan per ton over last month and down 3.15% over last month.

In January, the prices of the rapeseed oil futures contracts declined weakly. The active contract R0009 ranged from 7880 to 8796 Yuan per ton, the largest range was 916 Yuan per ton. The month-end price of R0009 closed at 7894 Yuan per ton, falling 622 Yuan per ton over last month and down 7.3% over last month.

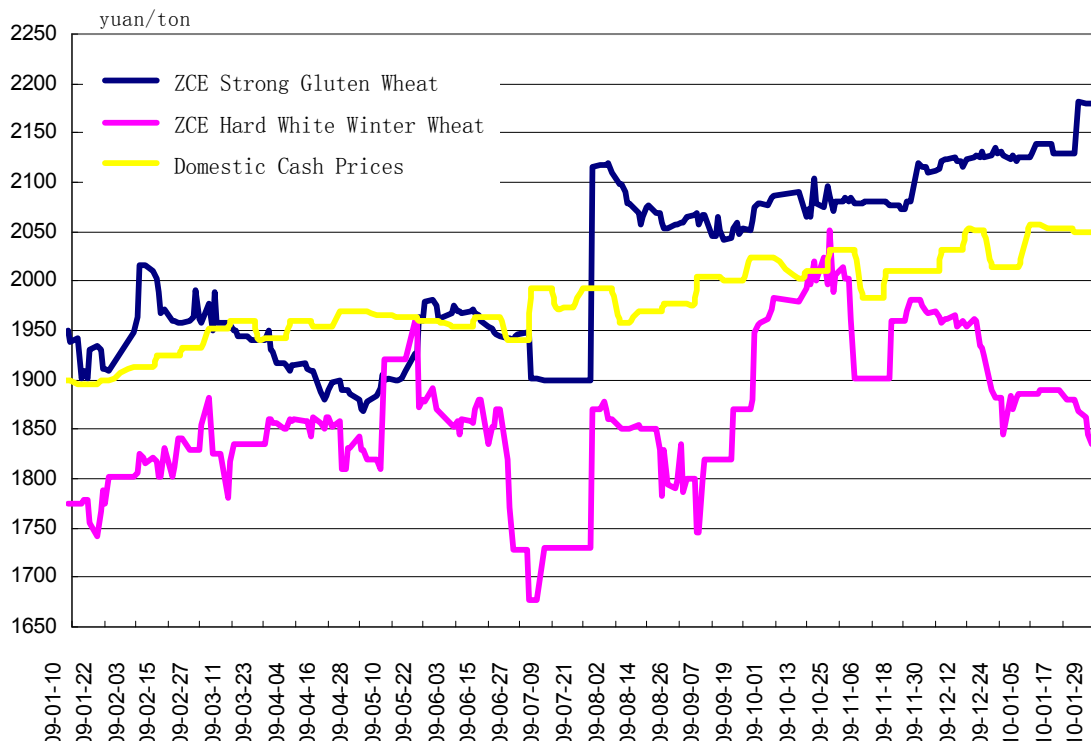
In January, the prices of early long non-glutinous rice futures contracts fell continuously. The active contract ER005 ranged from 2044 to 2135 Yuan per ton, the largest range was 91 Yuan per ton. The month-end price of ER005 closed at 2046 Yuan per ton, falling 72 Yuan per ton over last month and down 3.4% over last month.

The total trading volume in January was 83,444,846 contracts, among them, strong gluten wheat was traded at 227,168 contracts, hard white wheat was traded at 1,918 contracts, cotton was traded at 7,132,484 contracts, white sugar was traded at 61,561,550 contracts, PTA was traded at 12,660,524 contracts, rapeseed oil was traded at 1,308,334 contracts and early long non-glutinous rice was traded at 552,868 contracts. As of January 29, the total open interest was 1,767,700 contracts with strong gluten wheat 57,100 contracts, hard white wheat 468 contracts, cotton 271,496 contracts, white sugar 1,060,312 contracts, PTA 186,818 contracts, rapeseed oil 81,004 contracts and

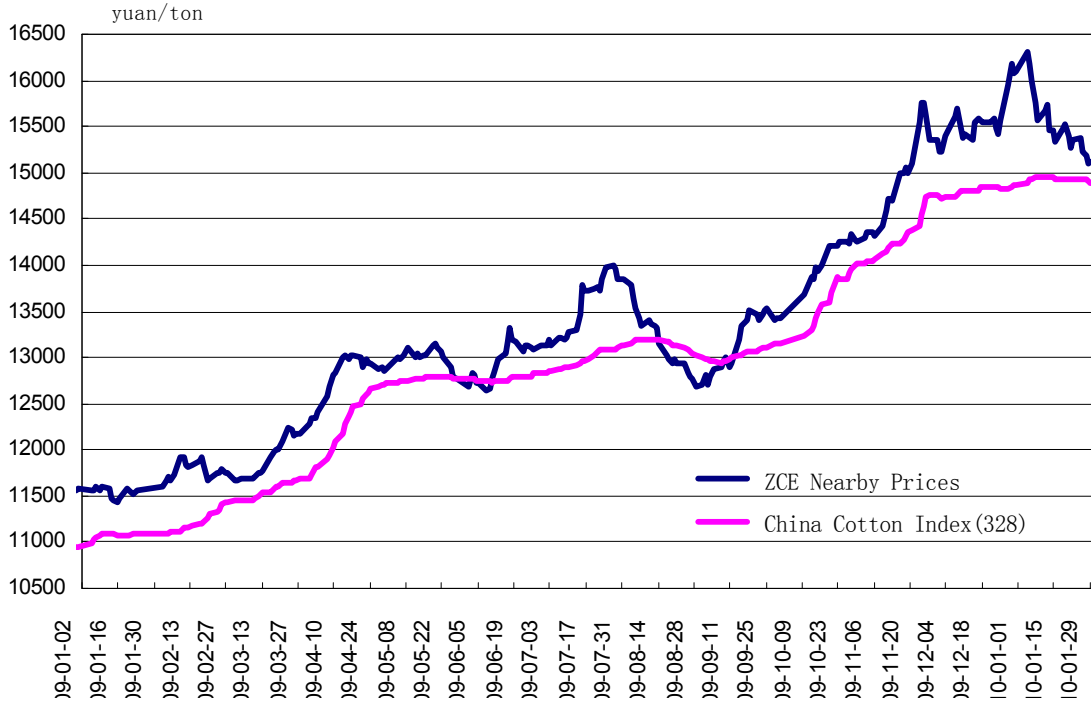
early long non-glutinous rice 110,502 contracts.

## II Wheat, Cotton , Sugar ,PTA and Rapeseed Oil Price Charts

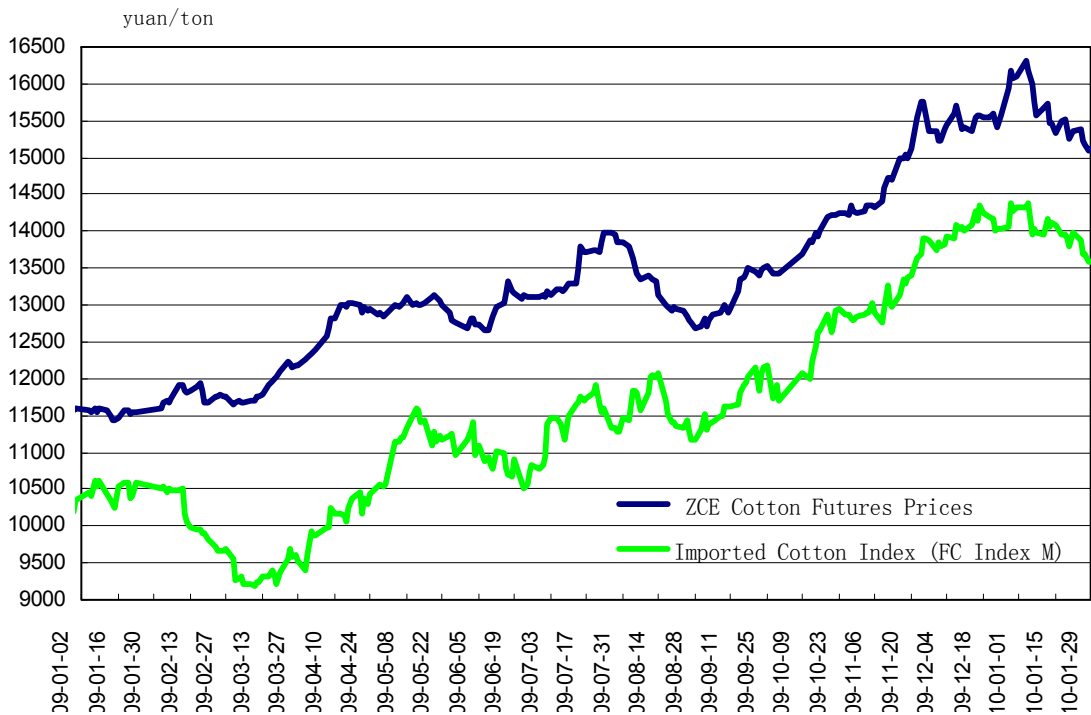
### ZCE Wheat Futures Prices vs Domestic Cash Prices Chart



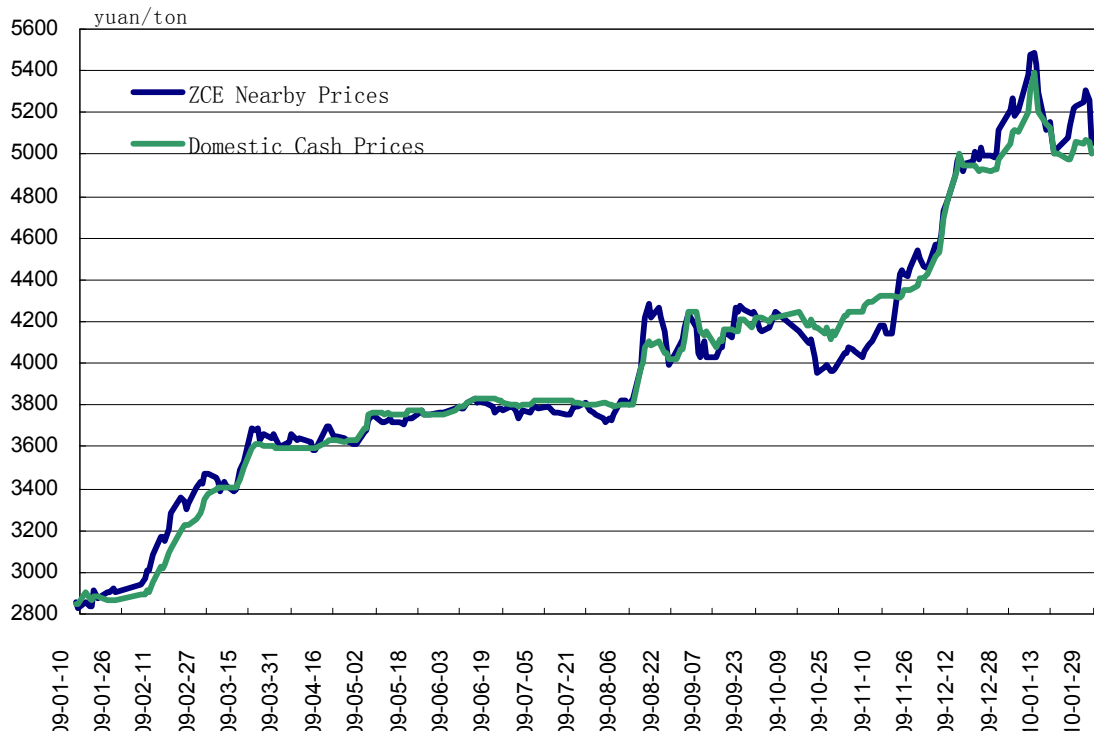
**ZCE Cotton Futures vs China Cotton Index Chart**



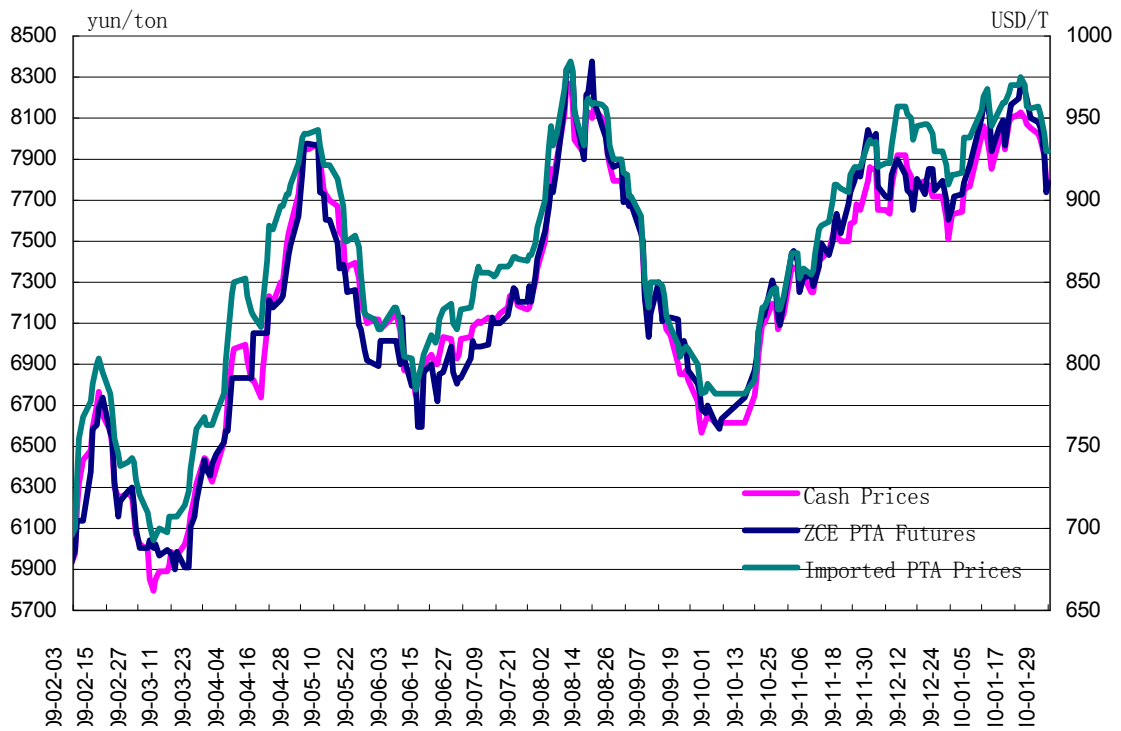
**ZCE Cotton Futures Prices vs Imported Cotton Prices**



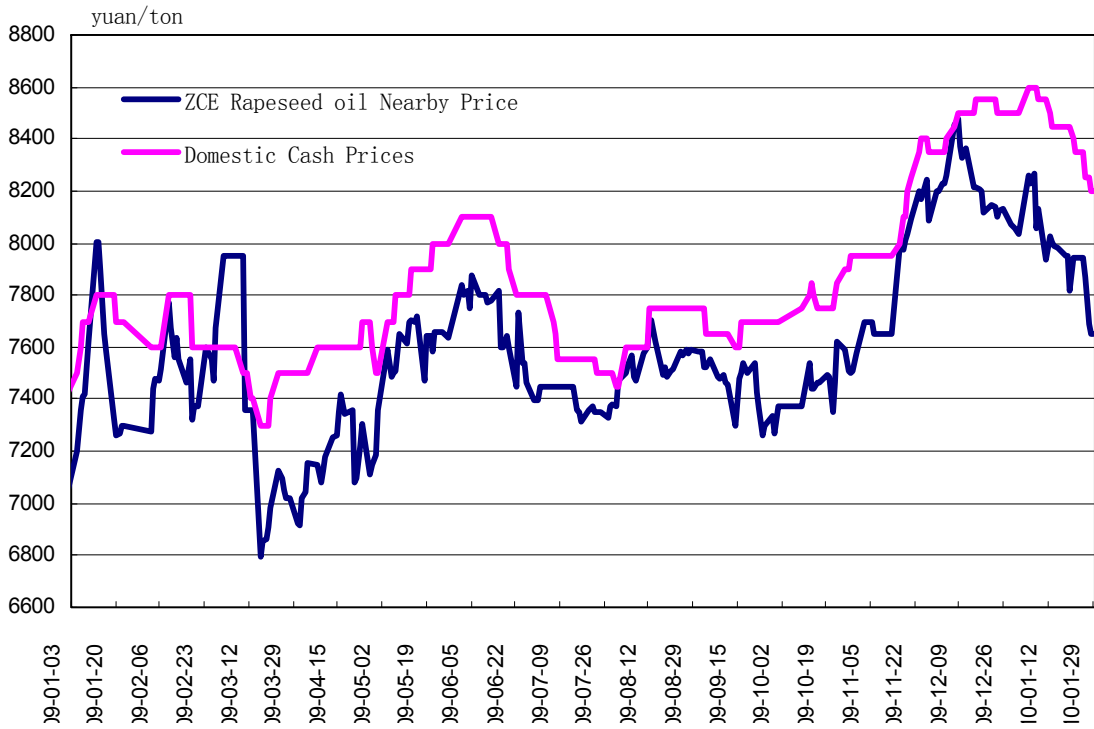
### ZCE Sugar Futures Prices vs Domestic Cash Prices Chart



### ZCE PTA Futures vs PTA Cash Prices Chart



### ZCE Rapeseed Oil Futures Prices vs Domestic Cash Prices Chart



### ZCE Early Rice Futures Prices vs Domestic Cash Prices Chart



### III Trading Volume, Turnover, Open Interest and Physical Delivery

#### Trading Volume

Trading Volume	Jan-10	Jan-09	Change%	Jan'- Jan' 2010	Jan'- Jan' 2009	Change%
<b>Cotton No.1</b>	7,132,484	418,466	1,604.44%	7,132,484	418,466	1,604.44%
<b>Early Rice</b>	552,868		-	552,868		-
<b>Rapeseed Oil</b>	1,308,334	801,104	63.32%	1,308,334	801,104	63.32%
<b>Sugar</b>	61,561,550	14,181,566	334.10%	61,561,550	14,181,566	334.10%
<b>PTA</b>	12,660,524	4,165,266	203.95%	12,660,524	4,165,266	203.95%
<b>Strong Gluten Wheat</b>	227,168	1,372,364	-83.45%	227,168	1,372,364	-83.45%
<b>Hard White Wheat</b>	1,918	6,122	-68.67%	1,918	6,122	-68.67%
<b>Total</b>	83,444,846	20,944,888	298.40%	83,444,846	20,944,888	298.40%

#### Turnover

Turnover	Jan-10	Jan-09	Change%	Jan'- Jan' 2010	Jan'- Jan' 2009	Change%
<b>Cotton No.1</b>	58,714,528	2,474,799	2,272.50%	58,714,528	2,474,799	2,272.50%
<b>Early Rice</b>	1,179,786		-	1,179,786		-
<b>Rapeseed Oil</b>	5,436,960	2,671,318	103.53%	5,436,960	2,671,318	103.53%
<b>Sugar</b>	339,927,509	42,675,111	696.55%	339,927,509	42,675,111	696.55%
<b>PTA</b>	52,424,501	11,416,251	359.21%	52,424,501	11,416,251	359.21%
<b>Strong Gluten Wheat</b>	515,457	2,743,281	-81.21%	515,457	2,743,281	-81.21%
<b>Hard White Wheat</b>	3,731	11,216	-66.74%	3,731	11,216	-66.74%
<b>Total</b>	458,202,472	61,991,976	639.13%	458,202,472	61,991,976	639.13%

Note: 1. Turnover in 10,000 Yuan; 2. Turnover includes buy and sell ; 3. EFPs included .

#### Open Interest

Open Interest	Jan-10	Jan-09	Change%	Dec -09	Change%
<b>Cotton No.1</b>	271,496	53,258	409.78%	368,610	-26.35%
<b>Early Rice</b>	110,502	0	-	128,794	-14.20%
<b>Rapeseed Oil</b>	81,004	61,276	32.20%	72,414	11.86%
<b>Sugar</b>	1,060,312	386,310	174.47%	1,319,358	-19.63%
<b>PTA</b>	186,818	81,218	130.02%	232,820	-19.76%
<b>Strong Gluten Wheat</b>	57,100	187,672	-69.57%	71,986	-20.68%
<b>Hard White Wheat</b>	468	2,486	-81.17%	986	-53%
<b>Total</b>	1,767,700	772,220	128.91%	2,194,968	-19.47%

#### Physical Delivery



	<b>Jan2010 Delivery Volume</b>	<b>Jan2010 EFPs</b>	<b>Jan2009 Delivery Volume</b>	<b>Jan2009 EFPs</b>	<b>Jan'- Jan' 2010</b>	<b>Jan'- Jan' 2009</b>
<b>CF</b>	4,672	828	2,216	172	5,500	2,388
<b>ER</b>	2,012	0	0	0	2,012	0
<b>RO</b>	2,910	1,861	4,860	0	4,771	4,860
<b>SR</b>	5,890	355	849	0	6,245	849
<b>TA</b>	6,641	1,056	4,631	0	7,697	4,631
<b>WS</b>	1,221	0	4,448	189	1,221	4,637
<b>WT</b>	32	0	745	440	32	1,185
<b>Total</b>	23,378	4,100	17,749	801	27,478	18,550

Note: 1. Unit: open interest in contract; 2. Open interest includes buy and sell; 3. Contract size of wheat: 10 tons, contract size of cotton: 5 tons.

#### **IV List of Quotations**

<b>Contract</b>	<b>Open</b>	<b>High</b>	<b>Low</b>	<b>Close</b>	<b>Month-end O.I</b>	<b>Change</b>	<b>Month-end Settlement</b>	<b>Volume</b>	<b>Turnover</b>
CF001	16100	16370	15300	15305	0	-10940	15335	5,764	4.58
CF003	16305	16785	15050	15155	7,618	-1228	15125	23,582	18.633
CF005	16600	16845	15185	15260	106,090	-161618	15270	2,246,760	1,822.84
CF007	16745	17080	15430	15515	5,056	64	15510	25,614	20.841
CF009	17290	17635	15750	15880	128,528	65504	15900	4,765,468	3,952.26
CF011	16400	16635	15525	15610	18,898	5798	15620	56,746	45.513
CF101	16000	16050	15515	15630	5,306	5306	15630	8,550	6.79
<b>Subtotal</b>	-	-	-	-	<b>271,496</b>	-	-	<b>7,132,484</b>	<b>5,871.453</b>
ER001	2000	2065	1943	1980	0	-4046	1988	1,124	0.226
ER003	2075	2075	1952	2001	5,044	1338	1989	6,496	1.306
ER005	2131	2135	2044	2046	60,660	-26920	2049	282,320	59.128
ER007	2139	2152	2076	2078	900	20	2078	1,196	0.253
ER009	2199	2221	2141	2147	42,684	10214	2147	258,754	56.412
ER011	2203	2238	2166	2167	274	162	2171	1,302	0.286
ER101	2208	2208	2165	2178	940	940	2185	1,676	0.367
<b>Subtotal</b>	-	-	-	-	<b>110,502</b>	-	-	<b>552,868</b>	<b>117.979</b>
GN001	0	0	0	0	0	0		0	0
GN003	0	0	0	0	0	0		0	0
<b>Subtotal</b>	-	-	-	-	<b>0</b>	-	-	<b>0</b>	<b>0</b>
RO001	7822	8318	7822	7990	0	-7064	7978	2,714	1.109
RO003	8280	8532	7520	7520	40	-4	7652	118	0.048
RO005	8458	8580	7780	7830	14,540	-8888	7870	57,588	23.601
RO007	8504	8830	7922	7942	526	8	7942	1,298	0.543
RO009	8586	8796	7880	7894	65,022	23670	7940	1,244,228	517.414

RO011	8658	8980	7978	7980	554	546	7984	1,822	0.75
RO101	8500	8500	8028	8028	322	322	8070	566	0.23
<b>Subtotal</b>	-	-	-	-	<b>81,004</b>	-	-	<b>1,308,334</b>	<b>543.696</b>
SR001	5350	5590	4950	5020	0	-19840	5030	12,460	6.627
SR003	5353	5616	4991	5050	14,480	-4956	5057	18,430	9.66
SR005	5548	5728	5064	5127	131,336	-66490	5142	1,203,426	646.282
SR007	5665	5822	5185	5229	23,370	690	5241	33,456	18.294
SR009	5803	5993	5322	5378	562,542	-285720	5395	42,137,812	23,586.93
SR011	5598	5914	5172	5259	5,934	-1186	5292	59,092	32.841
SR101	5295	5727	4928	4945	249,704	97464	4982	17,185,810	9,201.20
SR103	5278	5705	4922	4932	5,148	322	4967	39,834	21.471
SR105	5320	5742	4981	5004	65,972	18844	5035	867,162	467.3
SR107	5242	5367	4996	5019	1,826	1826	5044	4,068	2.144
<b>Subtotal</b>	-	-	-	-	<b>1,060,312</b>	-	-	<b>61,561,550</b>	<b>33,992.751</b>
TA001	7924	8436	7892	8062	0	-13642	8162	9,630	3.904
TA002	8080	8366	7672	7844	8,828	-53902	7790	224,716	92.187
TA003	8234	8486	7726	7896	36,866	-108622	7856	7,477,826	3,099.04
TA004	8300	8558	7864	7980	1,806	1012	7936	13,028	5.425
TA005	8380	8668	7888	8046	127,582	122692	8008	4,888,202	2,022.06
TA006	8522	8708	8022	8042	3,062	176	8058	972	0.406
TA007	8570	8704	8100	8182	2,394	1328	8176	2,730	1.16
TA008	8508	8700	8110	8202	924	792	8200	1,954	0.806
TA009	8440	8796	8100	8288	4,018	3710	8266	38,452	16.195
TA010	8588	8790	8260	8400	66	12	8366	312	0.133
TA011	8548	8738	8300	8330	98	-598	8352	1,128	0.483
TA012	8580	8730	8216	8278	1,160	1026	8322	1,446	0.601
TA101	8666	8740	8202	8252	14	14	8286	128	0.055
<b>Subtotal</b>	-	-	-	-	<b>186,818</b>	-	-	<b>12,660,524</b>	<b>5,242.450</b>
WS001	2140	2145	2130	2130	0	-1154	2130	1,656	0.353
WS003	2164	2189	2149	2179	166	-38	2179	206	0.045
WS005	2195	2261	2189	2200	20,726	-7116	2202	33,710	7.423
WS007	2200	2230	2183	2197	2,568	638	2197	1,776	0.392
WS009	2275	2310	2242	2245	26,992	-3106	2248	179,726	41.023
WS011	2263	2288	2243	2253	106	-14	2261	180	0.041
WS101	2278	2312	2254	2254	5,034	-1310	2258	7,496	1.712
WS103	2292	2313	2253	2282	26	-2	2282	202	0.046
WS105	2313	2343	2272	2276	1,464	-360	2284	2,194	0.506
WS107	2300	2300	2285	2286	18	18	2286	22	0.005
<b>Subtotal</b>	-	-	-	-	<b>57,100</b>	-	-	<b>227,168</b>	<b>51.546</b>
WT001	1885	1890	1880	1880	0	-64	1880	64	0.012
WT003	1955	1955	1834	1849	52	-154	1848	370	0.07
WT005	1966	1972	1853	1868	234	-176	1865	494	0.095
WT007	1977	2007	1904	1950	80	-26	1943	160	0.031

WT009	1989	2043	1952	1971	72	-32	1966	662	0.131
WT011	2013	2058	1980	2003	28	-4	1999	140	0.028
WT101	1990	2000	1950	1981	2	2	1977	28	0.006
<b>Subtotal</b>	-	-	-	-	<b>468</b>	-	-	<b>1,918</b>	<b>0.373</b>
<b>Total</b>	-	-	-	-	<b>1,767,700</b>	-	-	<b>83,444,846</b>	<b>45,820.247</b>

Note: 1. Price: Yuan/ton ; 2 .Trading volume and month-end open interest in contract ; 3. Turnover :10,000 Yuan ; 4. Trading volume、turnover and Month-end open interest include buy and sell ; 5. EFPs not included.

## V Daily Settlement Price by Contracts

Cotton No. 1 (CF)												
Date	001	003	005	007	009	011	101	Vol.	O. I.			
2010-1-4	16305	16455	16715	16925	17505	16530		656350	400904			
2010-1-5	16190	16350	16575	16895	17490	16490		486872	417644			
2010-1-6	16000	16135	16350	16700	17245	16365		627046	405828			
2010-1-7	15760	16055	16190	16380	16990	16340		822698	331268			
2010-1-8	15560	15765	15955	16240	16770	16185		555788	318534			
2010-1-11	15670	15850	16075	16340	16900	16310		429718	330300			
2010-1-12	15730	15870	16120	16365	16935	16355		385608	331912			
2010-1-13	15465	15670	15810	16050	16535	16040		321708	302862			
2010-1-14	15455	15680	15830	16055	16535	16055		200818	298132			
2010-1-15	15335	15565	15730	15945	16400	15925		259780	282008			
2010-1-18		15490	15660	15890	16315	15895	15955	140356	277660			
2010-1-19		15520	15705	15920	16375	15945	16010	95218	276026			
2010-1-20		15395	15520	15785	16165	15855	15915	249158	296910			
2010-1-21		15265	15460	15765	16135	15885	15920	380076	292858			
2010-1-22		15350	15545	15805	16235	15890	15950	415984	298264			
2010-1-25		15385	15605	15885	16300	15950	15980	251562	297704			
2010-1-26		15230	15415	15680	16060	15815	15845	308698	294676			
2010-1-27		15185	15365	15600	15970	15710	15725	177740	284408			
2010-1-28		15105	15265	15490	15870	15615	15630	205736	277450			
2010-1-29		15125	15270	15510	15900	15620	15630	161570	271496			
Strong Gluten Wheat (WS)												
Date	001	003	005	007	009	011	101	103	105	107	Vol.	O. I.
2010-1-4	2125	2164	2192	2205	2278	2261	2282	2295	2311		15290	72596
2010-1-5	2130	2161	2195	2211	2281	2272	2283	2297	2308		9580	72230
2010-1-6	2139	2167	2207	2215	2290	2275	2293	2297	2312		27332	74792
2010-1-7	2139	2160	2202	2210	2279	2276	2281	2297	2312		23364	68776
2010-1-8	2139	2167	2198	2204	2279	2271	2283	2276	2306		13234	68804
2010-1-11	2139	2169	2206	2212	2289	2274	2293	2294	2317		14052	70100
2010-1-12	2139	2178	2215	2221	2302	2286	2307	2294	2329		40826	76380
2010-1-13	2130	2178	2202	2207	2286	2271	2292	2295	2317		18642	69220

2010-1-14	2130	2160	2205	2213	2285	2272	2293	2297	2318		6290	68932
2010-1-15	2130	2160	2197	2210	2279	2272	2286	2297	2311		7702	68008
2010-1-18	2130	2168	2194	2203	2276	2267	2284	2297	2309		6408	66808
2010-1-19	2130	2173	2199	2204	2278	2269	2288	2297	2313		4246	66500
2010-1-20	2130	2173	2200	2204	2271	2267	2280	2297	2307		5638	64474
2010-1-21	2130	2173	2200	2201	2271	2268	2273	2297	2298		4908	61402
2010-1-22		2181	2194	2201	2267	2266	2274	2292	2299	2300	7462	60814
2010-1-25		2179	2193	2195	2257	2257	2269	2287	2291	2300	5800	60142
2010-1-26		2179	2193	2195	2256	2262	2267	2283	2289	2300	3318	59404
2010-1-27		2179	2195	2195	2258	2264	2266	2281	2289	2300	2326	59412
2010-1-28		2179	2196	2192	2245	2253	2256	2267	2279	2287	7156	58348
2010-1-29		2179	2202	2197	2248	2261	2258	2282	2284	2286	3594	57100

### Hard White Wheat (WT)

Date	001	003	005	007	009	011	101	Vol.	O. I.
2010-1-4	1885	1935	1963	1977	1987	2013		84	978
2010-1-5	1885	1936	1959	1980	1986	2013		46	984
2010-1-6	1885	1942	1963	1990	1989	2022		104	984
2010-1-7	1885	1927	1957	1990	1986	2022		108	990
2010-1-8	1890	1931	1961	1989	1976	2024		50	984
2010-1-11	1890	1921	1961	1989	1983	2028		58	988
2010-1-12	1890	1911	1961	1995	1985	2030		30	984
2010-1-13	1890	1910	1946	1980	1980	2026		98	972
2010-1-14	1890	1911	1934	1977	1980	2041		52	964
2010-1-15	1890	1911	1933	1974	1978	2013		104	950
2010-1-18	1880	1904	1927	1966	1976	2006		470	564
2010-1-19	1880	1890	1909	1963	1972	2023		38	564
2010-1-20	1880	1875	1890	1963	1968	2017		98	552
2010-1-21	1880	1869	1897	1965	1974	2007		112	476
2010-1-22		1869	1898	1965	1970	1999	2007	20	476
2010-1-25		1863	1896	1978	1971	1999	2007	48	474
2010-1-26		1844	1879	1960	1975	1999	1988	100	466
2010-1-27		1835	1858	1929	1971	1999	1997	56	466
2010-1-28		1842	1867	1943	1965	1999	1997	98	474
2010-1-29		1848	1865	1943	1966	1999	1977	144	468

### White Sugar (SR)

Date	001	003	005	007	009	011	101	103	105	107	Vol.	O. I.
2010-1-4	5379	5464	5585	5691	5854	5696	5379	5341	5383		1564434	1380682
2010-1-5	5481	5565	5681	5778	5947	5807	5362	5322	5370		2546238	1291688
2010-1-6	5482	5567	5682	5773	5941	5849	5524	5485	5539		3187654	1272034
2010-1-7	5431	5457	5568	5642	5830	5783	5584	5571	5607		4321812	1230720
2010-1-8	5298	5291	5420	5466	5668	5619	5476	5479	5518		4272840	1141440
2010-1-11	5118	5251	5356	5454	5619	5565	5480	5474	5521		4255568	1260672

2010-1-12	5154	5231	5317	5424	5572	5526	5421	5420	5462		2612572	1235802
2010-1-13	5074	5070	5224	5311	5487	5472	5339	5330	5370		4005976	1193638
2010-1-14	5013	5069	5162	5282	5427	5383	5248	5241	5290		4640960	1234680
2010-1-15	5030	5072	5182	5278	5438	5377	5195	5199	5237		3796144	1171770
2010-1-18		5080	5171	5282	5430	5367	5176	5172	5213	5251	3109730	1207640
2010-1-19		5084	5190	5293	5452	5377	5193	5190	5236	5271	2373778	1199424
2010-1-20		5134	5245	5362	5503	5422	5211	5210	5245	5288	2237058	1164426
2010-1-21		5220	5336	5433	5591	5475	5240	5229	5269	5316	4316350	1262294
2010-1-22		5234	5348	5467	5605	5516	5263	5244	5300	5310	3746232	1220296
2010-1-25		5249	5339	5459	5604	5509	5267	5255	5302	5318	2157874	1259480
2010-1-26		5311	5400	5519	5665	5556	5279	5265	5314	5329	2376694	1261322
2010-1-27		5255	5352	5471	5608	5512	5239	5211	5273	5301	2011590	1255954
2010-1-28		5055	5164	5298	5422	5357	5071	5059	5114	5120	1778158	1143336
2010-1-29		5057	5142	5241	5395	5292	4982	4967	5035	5044	2249888	1060312

### Rapeseed Oil (RO)

Date	001	003	005	007	009	011	101	Vol.	O. I.
2010-1-4	8260	8280	8432	8560	8622	8658		71294	74494
2010-1-5	8226	8432	8446	8560	8638	8808		58768	75142
2010-1-6	8270	8392	8506	8654	8714	8808		135900	86198
2010-1-7	8054	8416	8346	8364	8576	8640		136980	82098
2010-1-8	8130	8252	8262	8372	8434	8316		110516	76966
2010-1-11	7936	8252	8332	8458	8500	8592		79412	81858
2010-1-12	8026	8200	8228	8330	8392	8452		60254	78574
2010-1-13	8006	8054	8036	8180	8186	8312		76590	79876
2010-1-14	7988	8034	8070	8168	8212	8354		53146	75542
2010-1-15	7978	7950	8032	8150	8172	8280		50952	74578
2010-1-18		7950	7966	8106	8090	8200	8280	48636	77000
2010-1-19		7950	8008	8162	8118	8304	8294	48252	79012
2010-1-20		7818	7966	8056	8046	8102	8184	47764	80728
2010-1-21		7946	7932	8100	8012	8130	8154	70260	81084
2010-1-22		7946	7956	8018	8026	8088	8174	61848	79244
2010-1-25		7944	7966	8018	8066	8138	8204	41180	81862
2010-1-26		7868	7926	8026	8008	8094	8128	43234	81320
2010-1-27		7690	7926	7982	8008	8098	8142	38734	79606
2010-1-28		7652	7850	7942	7946	8106	8072	40716	81242
2010-1-29		7652	7870	7884	7940	7984	8070	33898	81004

### Early Rice (ER)

Date	001	003	005	007	009	011	101	Vol.	O. I.
2010-1-4	2056	2070	2124	2142	2201	2206		37358	128244
2010-1-5	2045	2064	2122	2142	2204	2211		27800	129776
2010-1-6	2028	2064	2123	2140	2206	2213		39774	129296
2010-1-7	2024	2053	2115	2133	2204	2211		72444	121998

2010-1-8	2004	2038	2097	2121	2194	2204			40432	119556
2010-1-11	2005	2047	2102	2127	2211	2219			31626	125158
2010-1-12	1988	2040	2095	2120	2204	2212			33330	126876
2010-1-13	1960	2021	2077	2110	2177	2188			49002	120362
2010-1-14	1993	2023	2075	2105	2174	2199			18878	120136
2010-1-15	1993	2023	2073	2099	2172	2193			25508	120448
2010-1-18	2002	2010	2069	2089	2162	2191			27844	120594
2010-1-19	2003	2014	2074	2097	2165	2190			17158	122682
2010-1-20	2003	2016	2069	2093	2158	2188			16504	121046
2010-1-21	1988	2008	2064	2090	2153	2189			19162	114120
2010-1-22		1975	2062	2089	2149	2183	2187		20418	113040
2010-1-25		2009	2065	2089	2156	2183	2199		12086	114022
2010-1-26		2008	2062	2084	2148	2178	2189		15852	114204
2010-1-27		2006	2060	2085	2146	2172	2184		11208	114026
2010-1-28		1995	2055	2079	2149	2171	2190		21996	113932
2010-1-29		1989	2049	2078	2147	2171	2185		14488	110502

**PTA (TA)**

Date	001	002	003	004	005	006	007	008	009	010	011	012	101	VoI.	O. I.
2010-1-4	8104	8220	8354	8420	8480	8540	8582	8592	8554	8618	8598	8598		830108	244102
2010-1-5	8168	8284	8404	8486	8536	8586	8582	8586	8586	8642	8608	8598		686408	233606
2010-1-6	8166	8278	8402	8460	8532	8596	8582	8586	8542	8642	8608	8598		559600	233526
2010-1-7	8106	8154	8290	8302	8418	8454	8436	8564	8484	8492	8460	8458		676442	184422
2010-1-8	7938	8048	8140	8222	8278	8408	8342	8418	8382	8390	8454	8238		554828	175722
2010-1-11	8054	8144	8258	8362	8410	8506	8476	8492	8500	8542	8564	8534		463364	172648
2010-1-12	8094	8162	8280	8378	8486	8558	8558	8572	8510	8584	8574	8588		768116	212292
2010-1-13	7964	8048	8154	8252	8348	8464	8500	8480	8420	8512	8464	8512		551076	184434
2010-1-14	8110	8200	8306	8396	8486	8506	8514	8606	8558	8584	8592	8612		694784	204780
2010-1-15	8162	8184	8292	8356	8454	8506	8514	8512	8536	8580	8600	8594		578462	167518
2010-1-18		8192	8258	8372	8486	8526	8644	8458	8570	8580	8628	8616	8666	587102	225418
2010-1-19		8264	8350	8458	8578	8614	8674	8674	8698	8740	8696	8720	8696	743098	251754
2010-1-20		8234	8332	8410	8534	8606	8630	8660	8696	8692	8686	8670	8688	730104	229410
2010-1-21		8198	8292	8396	8488	8554	8608	8614	8674	8696	8724	8712	8738	588986	220982
2010-1-22		8100	8196	8306	8364	8382	8554	8604	8592	8606	8580	8656	8620	695346	177040
2010-1-25		8078	8140	8238	8318	8412	8462	8470	8520	8540	8556	8594	8620	465124	174948
2010-1-26		8050	8136	8188	8288	8356	8426	8470	8496	8540	8508	8548	8520	475478	167026
2010-1-27		7920	7996	8100	8148	8246	8278	8302	8320	8394	8436	8412	8394	670128	186352
2010-1-28		7742	7812	7916	7976	8054	8156	8206	8236	8296	8306	8288	8286	753740	192558
2010-1-29		7790	7856	7936	8008	8058	8176	8200	8266	8366	8352	8322	8302	588230	186818



郑州商品交易所  
Zhengzhou Commodity Exchange

地址：郑州市未来路69号  
网址：<http://www.czce.com.cn>