



Zhengzhou
Commodity Exchange

*MONTHLY
REPORT*

6

Contents

I	Market Summary.....	2
II	Price Charts of All Products.....	4
III	Trading Volume, Turnover, Open Interest and Physical Delivery.....	9
IV	List of Quotations.....	11
V	Daily Settlement Price by Contracts.....	14

I Market Summary

Strong Gluten Wheat Futures oscillated upward. The dominant contract WH401 fluctuated within 96 Yuan/ton between 2619 and 2752 Yuan/ton, and closed up 96 Yuan/ton or 3.64% at 2734 Yuan/ton from the price of the last month-end.

Cotton Futures oscillated with an upward trend. The dominant contract CF401 fluctuated within 595 Yuan/ton between 19560 and 20155 Yuan/ton, and closed up 115 Yuan/ton or 0.58% at 19950 Yuan/ton from the price of the last month-end.

White Sugar Futures slightly gave up early gains. The dominant contract SR401 fluctuated within 172 Yuan/ton between 4918 and 5090 Yuan/ton, and closed up 13 Yuan/ton or 0.26% at 4954 Yuan/ton from the price of the last month-end.

PTA Futures oscillated under correction. The dominant contract TA309 fluctuated within 326 Yuan/ton between 7730 and 8056 Yuan/ton, and closed down 46 Yuan/ton or 0.58% at 7826 Yuan/ton from the price of the last month-end.

Rapeseed Futures oscillated downward. The dominant contract RS309 fluctuated within 105 Yuan/ton between 5170 and 5275 Yuan/ton, and closed down 44 Yuan/ton or 0.84% at 5184 Yuan/ton from the price of the last month-end.

Rapeseed Oil Futures oscillated downward. The dominant contract OI401 fluctuated within 1196 Yuan/ton between 8096 and 9292 Yuan/ton, and closed down 1182 Yuan/ton or 12.73% at 8104 Yuan/ton from the price of the last month-end.

Rapeseed Meal Futures oscillated under correction. The dominant contract RM401 fluctuated within 157 Yuan/ton between 2176 and 2333 Yuan/ton, and closed down 17 Yuan/ton or 0.76% at 2214 Yuan/ton from the price of the last month-end.

Early Long-grain Non-glutinous Rice Futures oscillated within a narrow range. The dominant contract RI309 fluctuated within 55 Yuan/ton between 2606 and 2661 Yuan/ton, and closed up 3 Yuan/ton or 0.11% at 2612 Yuan/ton from the price of the last month-end.

Methanol Futures oscillated downward. The dominant contract ME309 fluctuated within 106 Yuan/ton between 2582 and 2688 Yuan/ton, and closed down 91 Yuan/ton or 3.39% at 2590 Yuan/ton from the price of the last month-end.

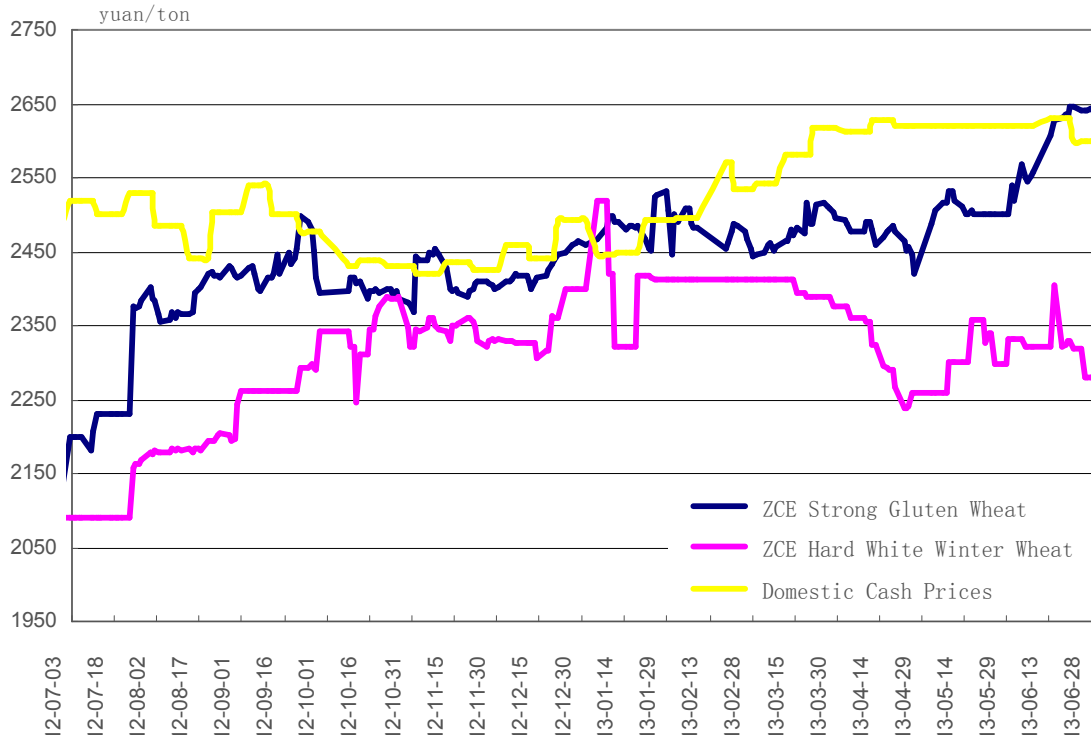
Glass Futures oscillated downward. The dominant contract FG401 fluctuated within 122 Yuan/ton between 1355 and 1477 Yuan/ton, and closed down 25 Yuan/ton or 1.78% at 1380 Yuan/ton from the price of the last month-end.

The total trading volume of ZCE in this month was 42,012,563 contracts, including 224 contracts of Common Wheat, 211,554 contracts of Strong Gluten Wheat, 197,845 contracts of Cotton, 4,358,796 contracts of White Sugar, 7,116,598 contracts of PTA, 14,152 contracts of Rapeseed, 685,364 contracts of Rapeseed Oil, 7,145,772 contracts of Rapeseed Meal, 19,771 contracts of Early Long-grain Non-glutinous Rice, 18,549 contracts of Methanol, 22,243,938 contracts of Glass Futures. The month-end open interest was 1601979 contracts in total, including 99 contracts of Common Wheat, 41361 contracts of Strong Gluten Wheat, 49428 contracts of Cotton, 417766 contracts of White Sugar, 405613 contracts of PTA, 5215 contracts of Rapeseed , 64003 contracts of Rapeseed Oil, 314766 contracts of Rapeseed Meal, 6630 contracts of Early Long-grain Non-glutinous Rice, 2565 contracts of Methanol, 294533 contracts of Glass.

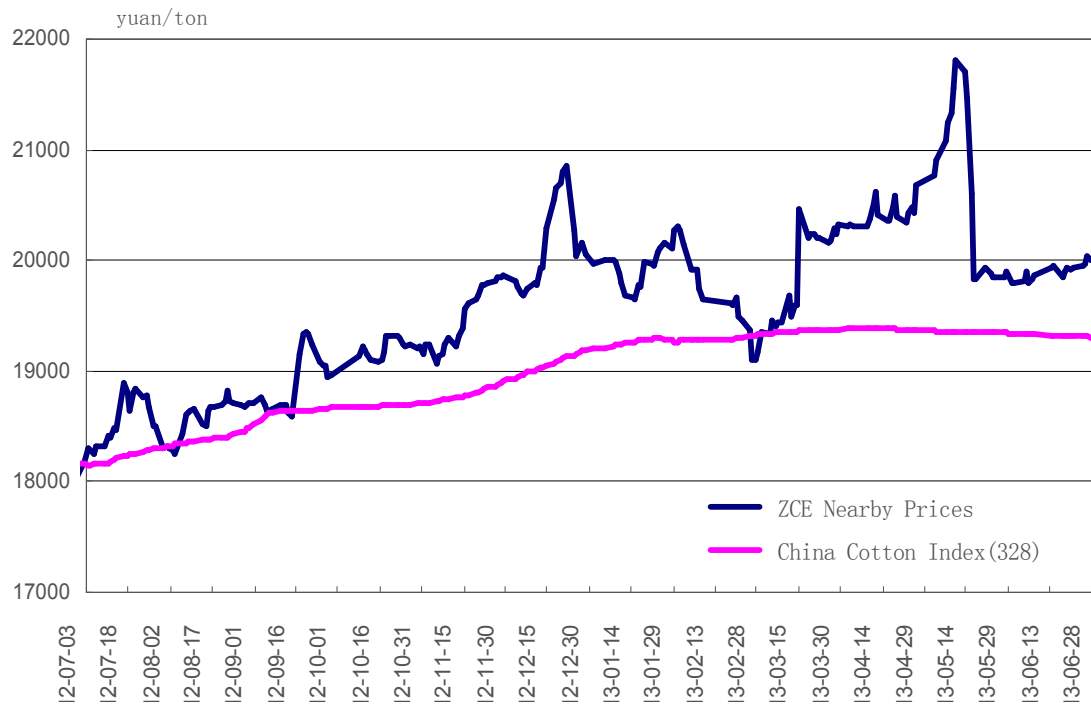
(Note: the trading volume and open interest are counted unilaterally)

II Price Charts of All Products

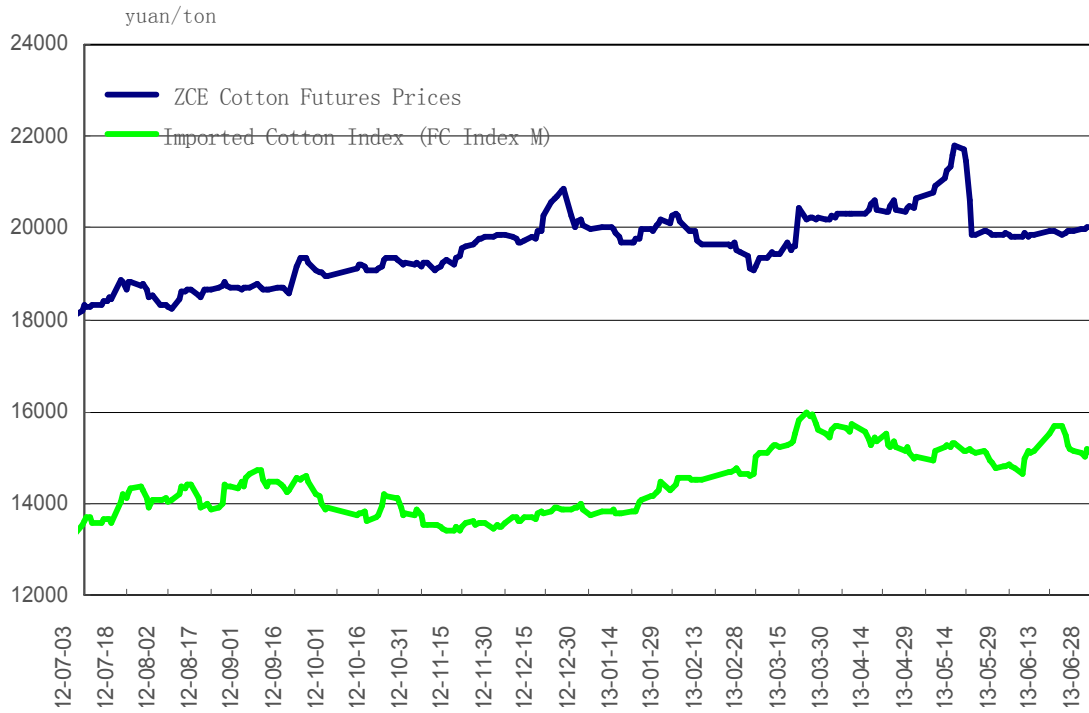
ZCE Wheat Futures Prices vs Domestic Cash Prices Chart



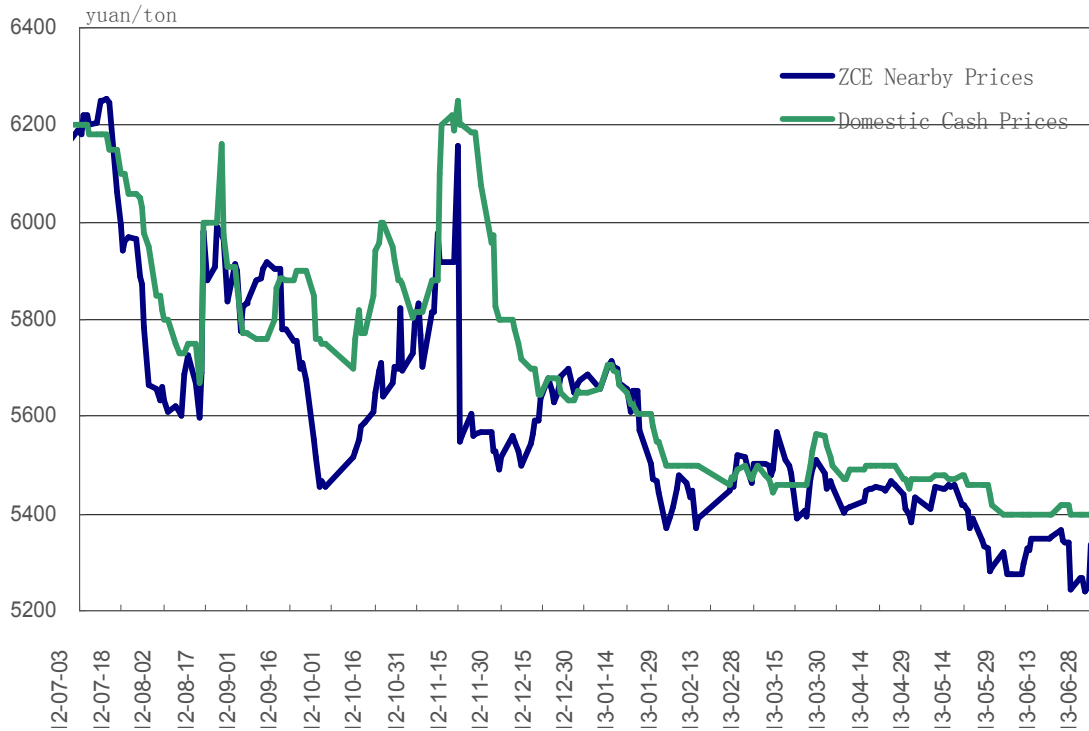
ZCE Cotton Futures vs China Cotton Index Chart



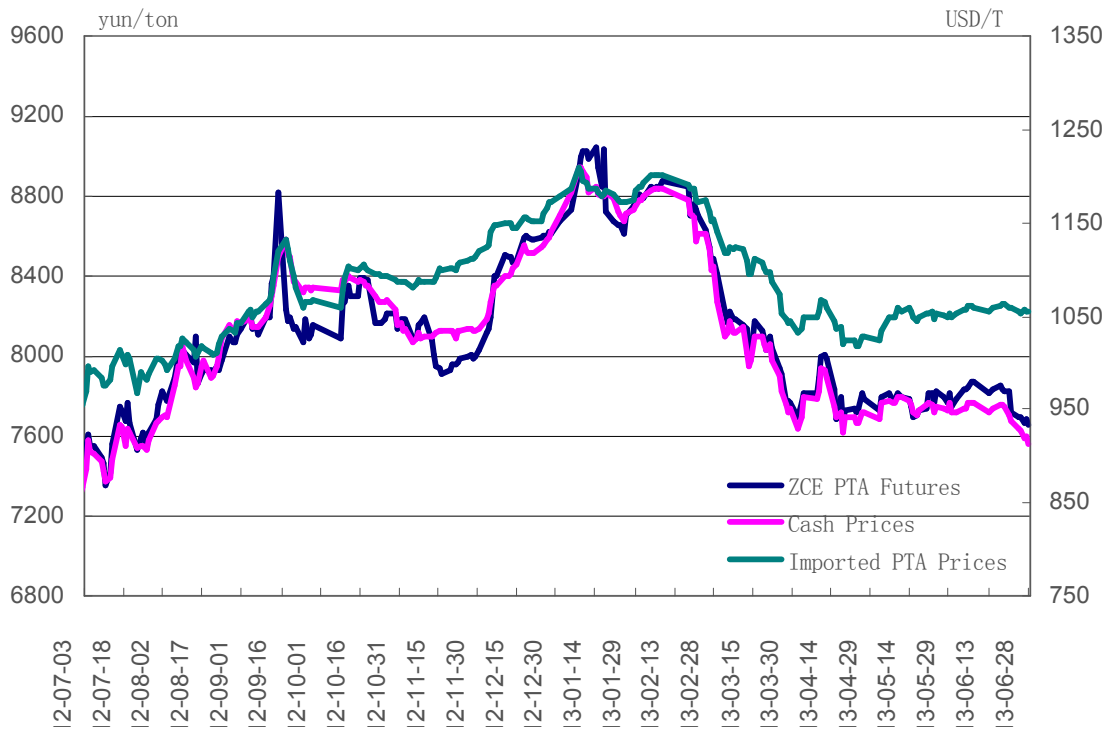
ZCE Cotton Futures Prices vs Imported Cotton Prices



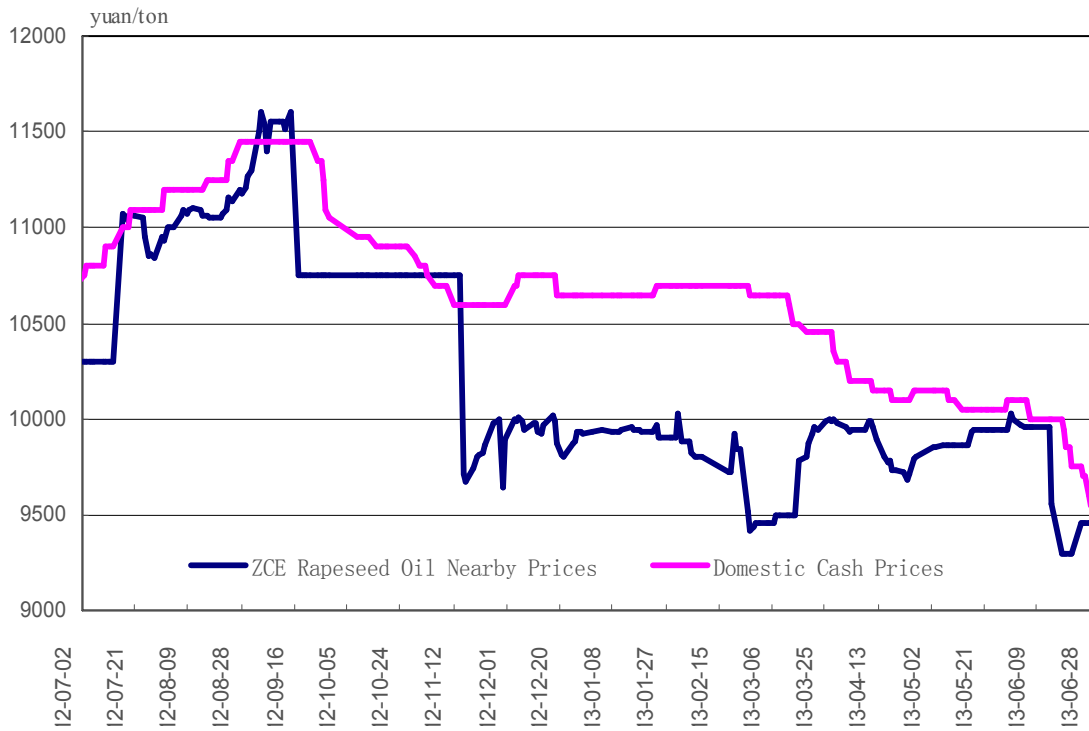
ZCE Sugar Futures Prices vs Domestic Cash Prices Chart



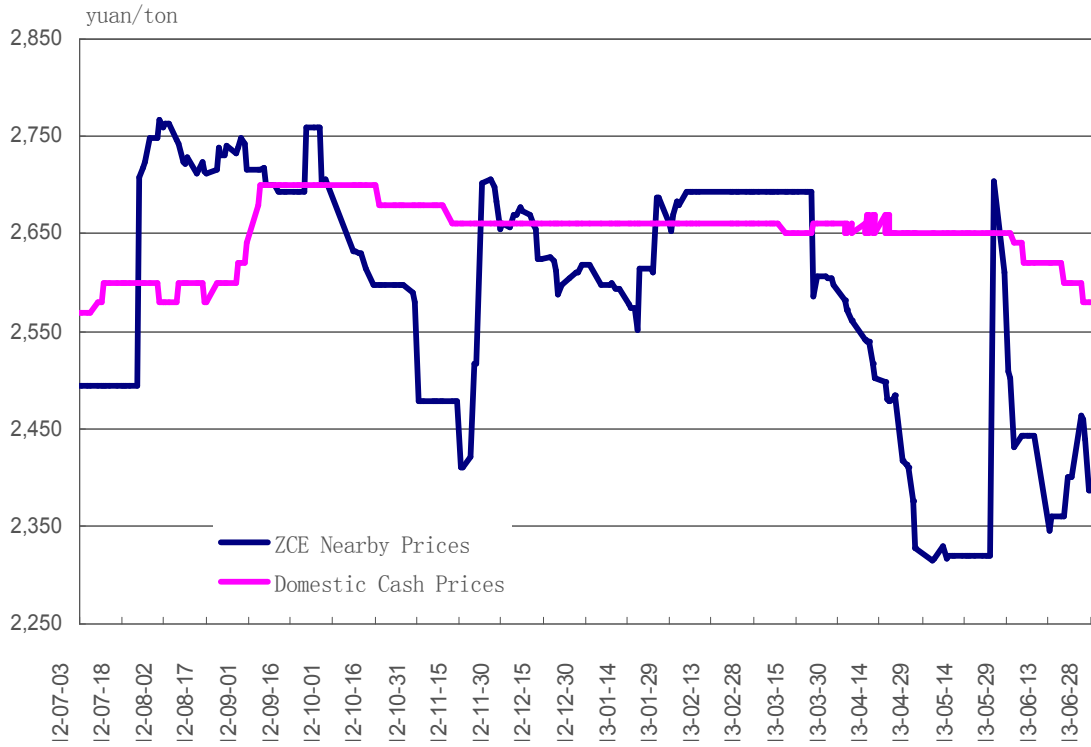
ZCE PTA Futures vs PTA Cash Prices Chart



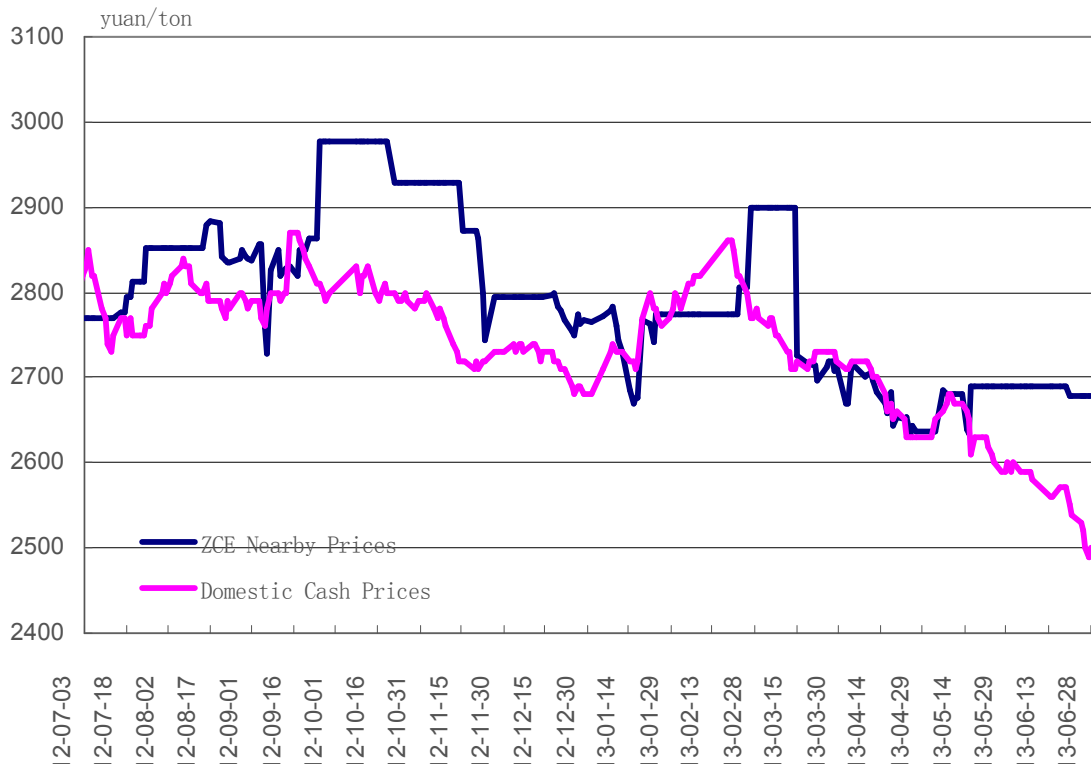
ZCE Rapeseed Oil Futures Prices vs Domestic Cash Prices Chart



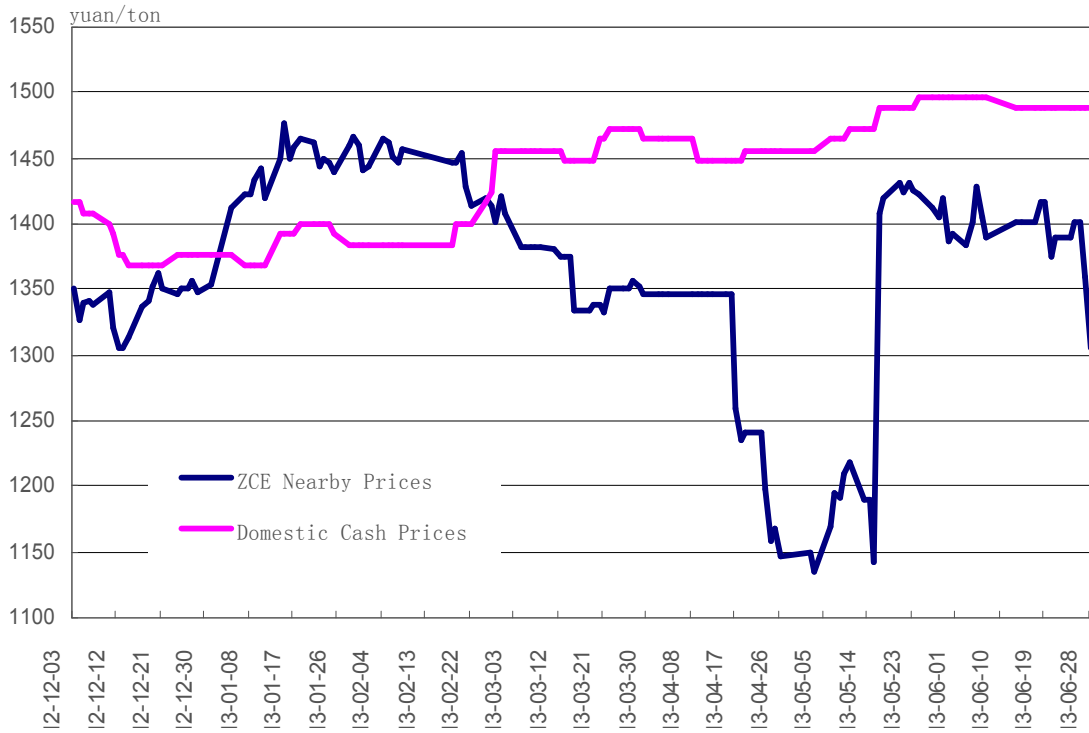
ZCE Early Rice Futures Prices vs Domestic Cash Prices Chart



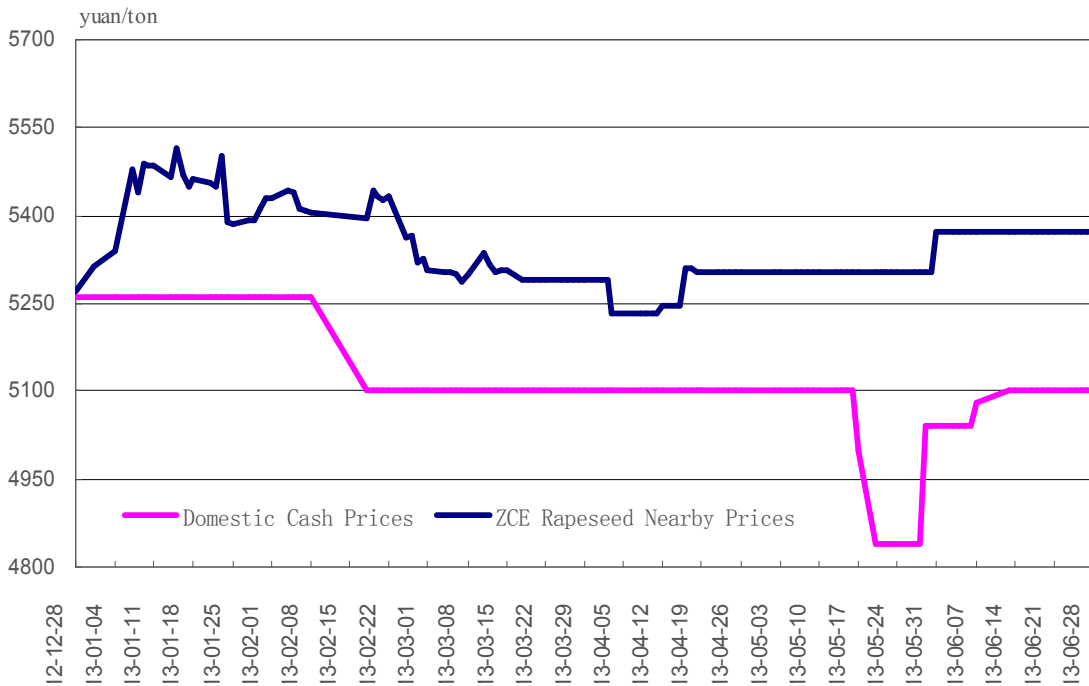
ZCE Methanol Futures Prices vs Domestic Cash Prices Chart



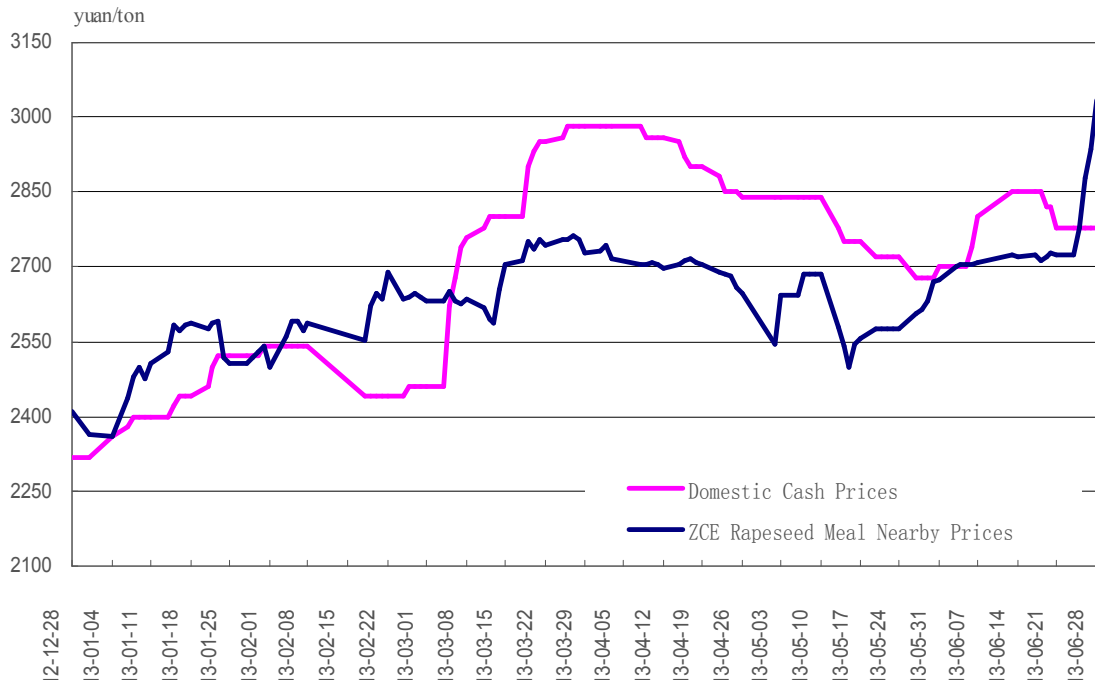
ZCE Glass Futures Prices vs Domestic Cash Prices Chart



ZCE Rapeseed Futures Prices vs Domestic Cash Prices Chart



ZCE Rapeseed Meal Futures Prices vs Domestic Cash Prices Chart



III Trading Volume, Turnover, Open Interest and Physical Delivery

Trading Volume

	Jun-13	Jun -12	Change%	Jan'- Jun' 2013	Jan'-Jun' 2012	Change%
Cotton No.1 (CF)	395,690	6,414,596	-93.83%	11,726,172	25,515,158	-54.04%
Early Rice (ER)		610,478	-100.00%	716,498	2,876,064	-75.09%
Glass (FG)	44,487,876		-	269,972,292		-
Methanol (ME)	37,098	651,680	-94.31%	1,362,116	3,395,856	-59.89%
Rapeseed Oil (OI)	1,370,728		-	2,249,318		-
Common Wheat (PM)	448	820	-45.37%	2,104	5,768	-63.52%
Early Rice (RI)	39,542		-	159,738		-
Rapeseed Meal (RM)	14,291,544		-	95,007,192		-
Rapeseed Oil (RO)		1,903,444	-100.00%	1,710,822	7,185,152	-76.19%
Rapeseed (RS)	28,304		-	2,322,972		-
Sugar (SR)	8,717,592	40,243,596	-78.34%	82,951,632	99,226,050	-16.40%
PTA	14,233,196	24,869,864	-42.77%	106,431,058	83,506,290	27.45%
Strong Gluten Wheat (WH)	423,108		-	1,007,198		-
Strong Gluten Wheat (WS)		8,557,562	-100.00%	2,071,378	28,560,540	-92.75%

Hard White Wheat (WT)		26,504	-100.00%		179,928	-100.00%
Total	84,025,126	83,278,544	0.90%	577,690,490	250,450,806	130.66%

Note: 1. Unit: Trading volume in contract; 2. Trading volume includes buying and selling volume; 3. Contract size: 10 tons(WT & ER & SR & RS & RM), 5 tons(CF & TA & RO), 50 tons(ME & PM), 20 tons (RI & WH & FG); 4. EFPs included.

Turnover

	Jun -13	Jun -12	Change%	Jan'- Jun' 2013	Jan'-Jun' 2012	Change%
Cotton No.1 (CF)	3,963,876	60,843,180	-93.49%	117,485,414	258,463,650	-54.54%
Early Rice (ER)		1,637,630	-100.00%	1,919,599	7,644,491	-74.89%
Glass (FG)	125,564,561		-	787,618,354		-
Methanol (ME)	489,039	8,911,536	-94.51%	19,659,046	49,846,759	-60.56%
Rapeseed Oil (OI)	12,158,742		-	20,693,420		-
Common Wheat (PM)	5,415	9,147	-40.80%	25,459	64,554	-60.56%
Early Rice (RI)	208,348		-	858,248		-
Rapeseed Meal (RM)	33,844,446		-	231,833,630		-
Rapeseed Oil (RO)		9,704,472	-100.00%	8,492,525	36,873,502	-76.97%
Rapeseed (RS)	145,861		-	12,556,012		-
Sugar (SR)	43,815,816	232,601,054	-81.16%	441,413,093	610,176,103	-27.66%
PTA	55,836,274	89,579,589	-37.67%	427,391,833	345,557,253	23.68%
Strong Gluten Wheat (WH)	2,255,552		-	5,257,181		-
Strong Gluten Wheat (WS)		21,461,984	-100.00%	5,266,894	72,620,796	-92.75%
Hard White Wheat (WT)		57,035	-100.00%		390,487	-100.00%
Total	278,287,930	424,805,627	-34.49%	2,080,470,708	1,381,637,595	50.58%

Note: 1. Turnover in 10,000 Yuan; 2. Turnover includes buying and selling volume; 3. EFPs included.

Open Interest

	Jun -13	Jun -12	Change%	May -13	Change%
Cotton No.1 (CF)	98,856	481,052	-79.45%	124,654	-20.70%
Early Rice (ER)		45,478	-100.00%		0.00%
Glass (FG)	589,066		-	685,462	-14.06%
Methanol (ME)	5,130	18,800	-72.71%	7,126	-28.01%
Rapeseed Oil (OI)	128,006		-	96,864	32.15%
Common Wheat (PM)	198	976	-79.71%	176	12.50%
Early Rice (RI)	13,260		-	9,848	34.65%
Rapeseed Meal (RM)	629,532		-	417,490	50.79%
Rapeseed Oil (RO)		255,584	-100.00%		0.00%
Rapeseed (RS)	10,430		-	14,336	-27.25%
Sugar (SR)	835,532	1,002,776	-16.68%	1,028,090	-18.73%
PTA	811,226	606,690	33.71%	795,748	1.95%
Strong Gluten Wheat (WH)	82,722		-	53,900	53.47%

Strong Gluten Wheat (WS)		674,654	-100.00%		0.00%
Hard White Wheat (WT)		2,766	-100.00%		0.00%
Total	3,203,958	3,088,776	3.73%	3,233,694	-0.92%

Note: 1. Unit: Trading volume in contract; 2. Trading volume includes buying and selling volume; 3. Contract size: 10 tons(WT & ER & SR & RS & RM), 5 tons(CF & TA & RO), 50 tons(ME & PM), 20 tons (RI & WH & FG); 4. EFPs included.

Physical Delivery

	Jun 2013	Jun 2013	Jun 2012	Jun 2012	Jan'- Jun'	Jan'- Jun'
	Delivery Volume	EFPs	Delivery Volume	EFPs	2013	2012
CF					6,760	18,296
ER					2,245	2,723
FG	1,154	0			1,720	
ME		0		0	1,665	591
OI						
PM						
RI						
RM					716	
RO					11,243	2,498
RS						
SR					3,679	5,396
TA	1,139	280	1,287	195	23,713	44,019
WH						
WS					22,666	12,960
WT						1,430
Total	2,293	280	1,287	195	74,407	87,913

Note: 1. Unit: Trading volume in contract; 2. Trading volume includes buying and selling volume; 3. Contract size: 10 tons(WT & ER & SR & RS & RM), 5 tons(CF & TA & RO), 50 tons(ME & PM), 20 tons (RI & WH & FG); 4. EFPs included.

IV List of Quotations

Contract	Open	High	Low	Close	Month-end O.I	Change	Month-end Settlement	Volume	Turnover
CF307	19,800	20,070	19,550	20,015	1,856	-960	20,025	3,542	3.528
CF309	20,080	20,470	19,890	20,390	27,778	-36,610	20,440	89,760	91.023
CF311	20,075	20,240	19,925	20,150	4,908	1,328	20,200	2,854	2.869
CF401	19,800	20,155	19,560	19,950	58,030	6,024	20,005	288,484	288.139
CF403	19,730	19,905	19,710	19,715	626	-168	19,770	398	0.394
CF405	19,595	19,775	19,405	19,410	5,658	4,588	19,455	10,652	10.434
Subtotal					98,856			395,690	396.388

FG306	1,394	1,440	1,385	1,417	0	-2,264	1,417	1,006	0.284
FG307	1,371	1,455	1,305	1,305	0	-294	1,305	622	0.172
FG308	1,384	1,446	1,334	1,365	52	-150	1,365	1,634	0.457
FG309	1,390	1,462	1,353	1,371	203,932	-246,074	1,372	25,500,002	7,239.41
FG310	1,391	1,450	1,330	1,367	164	24	1,369	4,508	1.262
FG311	1,393	1,444	1,352	1,366	70	22	1,368	1,290	0.362
FG312	1,406	1,482	1,350	1,394	64	34	1,385	2,090	0.599
FG401	1,413	1,477	1,355	1,380	363,382	134,082	1,382	18,845,240	5,276.11
FG402	1,424	1,476	1,364	1,385	172	126	1,389	1,118	0.313
FG403	1,425	1,476	1,382	1,403	112	60	1,399	160	0.046
FG404	1,441	1,491	1,388	1,401	176	140	1,402	446	0.127
FG405	1,450	1,513	1,396	1,418	20,858	17,814	1,422	129,574	37.264
FG406	1,452	1,479	1,420	1,434	84	84	1,440	186	0.054
Subtotal					589,066			44,487,876	12,556.46
ME306	0	0	0	0	0	0	2,689	0	0
ME307	0	0	0	0	0	0	2,678	0	0
ME308	2,620	2,620	2,620	2,620	6	0	2,620	2	0.003
ME309	2,682	2,688	2,582	2,590	4,958	-1,914	2,591	36,510	48.107
ME310	0	0	0	0	4	0	2,659	0	0
ME311	0	0	0	0	0	0	2,647	0	0
ME312	2,798	2,798	2,671	2,730	2	-2	2,665	6	0.008
ME401	2,727	2,812	2,628	2,633	104	-76	2,634	450	0.606
ME402	0	0	0	0	0	0	2,531	0	0
ME403	0	0	0	0	0	0	2,571	0	0
ME404	0	0	0	0	0	0	2,502	0	0
ME405	2,779	2,854	2,697	2,697	56	-4	2,697	130	0.18
ME406	0	0	0	0	0	0	2,688	0	0
Subtotal					5,130			37,098	48.904
OI307	10,000	10,000	9,292	9,300	0	-18	9,456	30	0.029
OI309	9,840	9,848	8,622	8,624	29,278	-35,164	8,710	725,908	663.499
OI311	9,082	9,082	8,738	8,738	2	0	8,738	10	0.009
OI401	9,290	9,292	8,096	8,104	85,694	55,266	8,160	616,330	528.251
OI403	9,078	9,078	8,120	8,120	0	-2	8,120	22	0.019
OI405	9,188	9,190	8,008	8,024	13,032	11,060	8,074	28,428	24.067
Subtotal					128,006			1,370,728	1,215.87
PM307	2,321	2,404	2,280	2,280	68	2	2,280	106	0.125
PM309	2,424	2,475	2,385	2,430	54	0	2,420	150	0.182
PM311	2,500	2,500	2,386	2,445	4	0	2,445	22	0.027
PM401	2,396	2,499	2,395	2,461	62	14	2,453	154	0.188
PM403	2,423	2,523	2,423	2,451	2	2	2,487	6	0.007
PM405	2,462	2,465	2,425	2,425	8	4	2,459	10	0.012

Subtotal					198			448	0.542
RI307	2,471	2,471	2,346	2,380	0	-24	2,387	58	0.028
RI309	2,618	2,661	2,606	2,612	7,692	212	2,611	29,334	15.419
RI311	0	0	0	0	12	0	2,651	0	0
RI401	2,655	2,687	2,622	2,641	4,492	2,328	2,641	8,846	4.688
RI403	2,667	2,695	2,589	2,668	10	-2	2,668	34	0.018
RI405	2,691	2,715	2,665	2,667	1,054	898	2,670	1,270	0.681
Subtotal					13,260			39,542	20.835
RM307	2,676	3,049	2,676	3,049	20	-16	3,034	186	0.053
RM308	2,546	2,736	2,546	2,715	44	-12	2,710	304	0.08
RM309	2,452	2,627	2,448	2,577	115,576	-52,820	2,592	5,159,300	1,325.92
RM311	2,269	2,410	2,260	2,328	7,776	-3,200	2,339	20,660	4.859
RM401	2,238	2,333	2,176	2,214	420,078	211,900	2,225	8,695,854	1,957.89
RM403	2,250	2,344	2,187	2,231	166	-12	2,233	1,400	0.319
RM405	2,318	2,392	2,222	2,276	85,872	56,202	2,279	413,840	95.326
Subtotal					629,532			14,291,544	3,384.45
RS307	0	0	0	0	0	0	5,373	0	0
RS308	5,351	5,351	5,091	5,175	0	-2	5,175	6	0.003
RS309	5,184	5,225	5,100	5,182	10,346	-3,842	5,180	28,084	14.473
RS311	5,113	5,167	5,081	5,083	84	-62	5,087	214	0.11
Subtotal					10,430			28,304	14.586
SR307	5,289	5,407	5,203	5,280	500	-246	5,336	388	0.206
SR309	5,075	5,214	5,055	5,192	334,854	-208,896	5,179	2,075,498	1,065.65
SR311	5,085	5,218	5,021	5,114	1,252	-24	5,116	1,238	0.635
SR401	4,936	5,090	4,918	4,954	406,646	5,914	4,952	6,409,804	3,200.69
SR403	4,949	5,080	4,940	4,962	76	-10	4,960	240	0.12
SR405	4,919	5,044	4,901	4,924	78,280	9,882	4,921	207,502	102.806
SR407	4,953	5,058	4,923	4,943	76	-14	4,940	374	0.188
SR409	4,982	5,085	4,946	4,971	13,846	838	4,964	22,542	11.281
SR411	4,980	5,000	4,980	5,000	2	-2	4,994	6	0.003
Subtotal					835,532			8,717,592	4,381.58
TA306	7,804	7,900	7,798	7,826	0	-684	7,826	4,714	1.848
TA307	7,886	7,966	7,630	7,660	1,190	54	7,656	3,130	1.212
TA308	7,872	8,012	7,700	7,738	528	118	7,728	1,274	0.5
TA309	7,870	8,056	7,730	7,826	472,758	-223,574	7,814	10,943,796	4,342.34
TA310	7,784	8,008	7,588	7,628	174	-22	7,636	1,040	0.406
TA311	7,798	7,978	7,518	7,594	48	10	7,596	202	0.079
TA312	7,760	7,836	7,484	7,514	20	-8	7,510	210	0.08
TA401	7,620	7,818	7,352	7,428	329,928	234,120	7,422	3,262,848	1,231.19
TA402	7,680	7,796	7,218	7,376	24	0	7,416	150	0.057
TA403	7,662	7,734	7,330	7,410	2	-2	7,378	20	0.008

TA404	7,600	7,694	7,378	7,380	8	4	7,404	52	0.02
TA405	7,552	7,728	7,300	7,360	6,532	5,448	7,366	15,652	5.85
TA406	7,564	7,564	7,442	7,442	14	14	7,360	108	0.04
Subtotal					811,226			14,233,196	5,583.63
WH307	2,480	2,701	2,480	2,700	524	-690	2,699	1,302	0.673
WH309	2,565	2,657	2,537	2,644	25,636	-12,702	2,641	214,356	112.007
WH311	2,588	2,729	2,583	2,688	230	94	2,688	1,038	0.554
WH401	2,648	2,752	2,619	2,734	50,696	37,016	2,733	196,792	106.978
WH403	2,694	2,694	2,694	2,694	2	-2	2,749	2	0.001
WH405	2,698	2,810	2,680	2,795	5,634	5,106	2,795	9,618	5.341
Subtotal					82,722			423,108	225.555
Total					3,203,958			84,025,126	27,828.79

Note: 1. Price: Yuan/Ton ; 2 .Trading volume and month-end open interest in contract ; 3. Turnover :10,000 Yuan ; 4. Trading volume、turnover and Month-end open interest include buying and selling volume; 5. EFPs not included.

V Daily Settlement Price by Contracts

Cotton No. 1								
交易日期	307	309	311	401	403	405	成交量	持仓量
13-6-3	19805	20105	20050	19815	19760	19615	19040	122948
13-6-4	19895	20215	20080	19950	19720	19675	28386	118370
13-6-5	19800	20210	20105	19980	19760	19690	15882	118930
13-6-6	19835	20200	20050	19960	19760	19660	17074	117116
13-6-7	19860	20240	20050	19975	19760	19690	12986	115376
13-6-13	19925	20340	20175	20100	19895	19730	50204	110640
13-6-14	19950	20360	20210	20095	19900	19765	31472	114712
13-6-17	19840	20220	20040	19900	19800	19600	55798	105884
13-6-18	19890	20270	20135	19940	19800	19600	23764	99308
13-6-19	19935	20330	20135	19950	19800	19565	11840	98662
13-6-20	19915	20330	20075	19915	19775	19520	17350	100354
13-6-21	19935	20315	20085	19910	19775	19535	16400	99042
13-6-24	19955	20365	20150	19970	19775	19505	18274	99484
13-6-25	19975	20390	20150	19985	19890	19495	22392	99684
13-6-26	20035	20430	20195	20035	19800	19510	18038	100566
13-6-27	20000	20425	20195	20015	19800	19490	11776	97594
13-6-28	20025	20440	20200	20005	19770	19455	25014	98856

Strong Gluten Wheat								
交易日期	307	309	311	401	403	405	成交量	持仓量
13-6-3	2520	2568	2606	2648	2655	2699	11814	54798
13-6-4	2480	2550	2588	2633	2655	2690	23212	49992

13-6-5	2480	2545	2583	2628	2694	2684	9526	47822
13-6-6	2536	2552	2614	2633	2690	2689	9930	45174
13-6-7	2536	2559	2600	2640	2690	2695	6576	45066
13-6-13	2542	2606	2641	2680	2690	2729	44650	57392
13-6-14	2552	2627	2655	2699	2690	2749	35718	65254
13-6-17	2551	2630	2647	2699	2710	2754	26450	72112
13-6-18	2568	2636	2655	2703	2710	2758	18146	74576
13-6-19	2572	2630	2669	2702	2710	2755	15964	74294
13-6-20	2600	2645	2669	2720	2747	2772	42368	79648
13-6-21	2701	2645	2678	2730	2747	2780	48006	83986
13-6-24	2592	2640	2685	2734	2749	2788	31084	81422
13-6-25	2617	2641	2681	2733	2749	2789	23726	80792
13-6-26	2597	2640	2684	2731	2749	2794	36166	86372
13-6-27	2597	2644	2687	2737	2749	2798	26816	83628
13-6-28	2699	2641	2688	2733	2749	2795	12956	82722

Common Wheat								
交易日期	307	309	311	401	403	405	成交量	持仓量
13-6-3	2332	2405	2426	2427	2475	2451	176	4
13-6-4	2321	2398	2426	2399	2446	2463	188	58
13-6-5	2321	2405	2433	2413	2460	2425	186	38
13-6-6	2321	2433	2433	2425	2489	2425	186	16
13-6-7	2321	2425	2441	2422	2486	2435	186	18
13-6-13	2321	2446	2441	2424	2488	2459	186	4
13-6-14	2404	2468	2441	2459	2524	2459	182	68
13-6-17	2322	2435	2407	2431	2423	2459	192	62
13-6-18	2325	2425	2441	2462	2423	2459	192	36
13-6-19	2330	2432	2400	2465	2426	2459	196	10
13-6-20	2330	2443	2448	2472	2433	2459	190	18
13-6-21	2320	2434	2448	2469	2430	2459	192	40
13-6-24	2320	2440	2445	2450	2411	2459	196	36
13-6-25	2280	2458	2445	2469	2430	2459	194	8
13-6-26	2280	2429	2445	2469	2430	2459	194	10
13-6-27	2280	2429	2445	2471	2432	2459	196	6
13-6-28	2280	2420	2445	2453	2487	2459	198	16

White Sugar											
交易日期	307	309	311	401	403	405	407	409	411	成交量	持仓量
13-6-3	5276	5075	5096	4959	4949	4934	4963	4987	5013	589308	975036
13-6-4	5296	5075	5090	4958	4964	4936	4957	4991	5013	452812	988948
13-6-5	5328	5116	5135	4979	4990	4947	4974	4996	5013	556780	975246
13-6-6	5327	5101	5122	4969	4960	4930	4957	4980	5013	407884	945752
13-6-7	5352	5126	5154	5022	5024	4977	4998	5015	5013	561484	909034

13-6-13	5348	5082	5096	4951	4983	4913	4937	4963	4980	523150	928740
13-6-14	5355	5093	5110	4954	4957	4924	4940	4974	4980	272760	920396
13-6-17	5366	5182	5198	5062	5069	5008	5039	5049	5064	817482	926068
13-6-18	5346	5189	5201	5064	5066	5021	5035	5067	5064	399852	927810
13-6-19	5340	5173	5207	5041	5045	4997	5033	5044	5064	395388	933678
13-6-20	5340	5190	5203	5052	5072	5010	5028	5047	5058	595904	907078
13-6-21	5244	5137	5133	4963	4978	4927	4947	4978	5000	523352	857244
13-6-24	5270	5155	5138	4959	4967	4931	4949	4982	4997	477422	847848
13-6-25	5270	5182	5144	4984	4985	4948	4965	4997	4997	621848	856152
13-6-26	5241	5189	5153	4990	4985	4949	4967	4996	4997	443456	856706
13-6-27	5251	5184	5117	4969	4965	4931	4928	4979	4997	702596	839208
13-6-28	5336	5179	5116	4952	4960	4921	4940	4964	4994	376114	835532

Rapeseed Oil

交易日期	307	309	311	401	403	405	成交量	持仓量
13-6-3	9966	9680	9448	9220	9254	9166	46874	101876
13-6-4	9958	9430	9120	9066	9096	9048	91644	112976
13-6-5	9958	9154	8912	8842	8954	8870	216422	137830
13-6-6	9958	9018	8912	8776	8832	8766	267138	133180
13-6-7	9958	9094	8912	8720	8822	8726	111494	120164
13-6-13	9958	9162	8912	8710	8792	8700	53898	118674
13-6-14	9560	9160	8912	8688	8784	8648	71062	118290
13-6-17	9292	9168	8912	8674	8776	8636	38296	121704
13-6-18	9292	9162	8912	8702	8684	8646	45098	123012
13-6-19	9292	9128	8912	8696	8684	8626	37606	121896
13-6-20	9292	9166	8912	8704	8752	8632	26888	120964
13-6-21	9292	9108	8912	8624	8690	8550	33720	116236
13-6-24	9456	9086	8912	8550	8536	8458	27924	120972
13-6-25	9456	9060	8912	8492	8454	8382	23274	118620
13-6-26	9456	9064	8916	8464	8454	8330	27412	115318
13-6-27	9456	8888	8744	8234	8286	8150	129330	127044
13-6-28	9456	8710	8738	8160	8120	8074	122648	128006

Rapeseed

交易日期	307	308	309	311	成交量	持仓量
13-6-3	5373	5221	5178	5120	1480	13956
13-6-4	5373	5175	5131	5115	3970	13944
13-6-5	5373	5175	5138	5127	3652	13794
13-6-6	5373	5175	5149	5153	1814	13098
13-6-7	5373	5175	5118	5111	2774	12630
13-6-13	5373	5175	5132	5129	1418	12258
13-6-14	5373	5175	5133	5120	2590	12026

13-6-17	5373	5175	5140	5130	486	11786
13-6-18	5373	5175	5155	5142	1194	11512
13-6-19	5373	5175	5167	5149	898	11650
13-6-20	5373	5175	5185	5148	1564	11436
13-6-21	5373	5175	5196	5127	1984	11110
13-6-24	5373	5175	5202	5127	776	11038
13-6-25	5373	5175	5205	5127	580	10938
13-6-26	5373	5175	5213	5127	448	10770
13-6-27	5373	5175	5177	5087	1350	10546
13-6-28	5373	5175	5180	5087	1326	10430

Rapeseed Meal									
交易日期	307	308	309	311	401	403	405	成交量	持仓量
13-6-3	2703	2546	2484	2300	2266	2286	2336	667592	425620
13-6-4	2706	2572	2504	2321	2266	2284	2334	594578	439788
13-6-5	2706	2624	2555	2381	2311	2323	2360	1404026	552112
13-6-6	2705	2622	2566	2386	2290	2304	2349	732042	538286
13-6-7	2709	2601	2553	2360	2263	2280	2338	598024	442766
13-6-13	2724	2590	2537	2354	2242	2255	2312	357278	414464
13-6-14	2719	2619	2572	2364	2250	2261	2308	829208	509514
13-6-17	2725	2635	2598	2384	2267	2263	2309	1366556	619888
13-6-18	2713	2647	2601	2398	2286	2287	2330	1049078	643166
13-6-19	2720	2632	2596	2379	2266	2270	2315	793064	628618
13-6-20	2728	2645	2585	2380	2270	2276	2316	661224	619144
13-6-21	2726	2618	2559	2335	2224	2232	2271	891984	590744
13-6-24	2726	2620	2547	2311	2198	2197	2241	673840	592004
13-6-25	2778	2652	2578	2319	2208	2205	2251	1003698	602018
13-6-26	2879	2666	2606	2334	2222	2224	2266	1086050	647324
13-6-27	2937	2660	2605	2343	2230	2231	2270	908750	647210
13-6-28	3034	2710	2592	2339	2225	2233	2279	674552	629532

Early Rice								
交易日期	307	309	311	401	403	405	成交量	持仓量
13-6-3	2444	2642	2656	2673	2667	2704	9982	11048
13-6-4	2444	2635	2656	2668	2667	2701	5398	9476
13-6-5	2444	2631	2656	2668	2667	2703	1258	9626
13-6-6	2444	2626	2656	2664	2667	2701	1322	9592
13-6-7	2444	2624	2656	2663	2667	2693	2426	9550
13-6-13	2346	2621	2656	2656	2672	2681	1364	9606
13-6-14	2360	2615	2656	2643	2672	2678	2504	10500
13-6-17	2360	2610	2656	2636	2665	2674	1948	10942
13-6-18	2360	2609	2656	2629	2665	2667	2298	11836

13-6-19	2400	2615	2656	2644	2694	2681	1658	11718
13-6-20	2400	2619	2656	2646	2652	2682	2144	11778
13-6-21	2400	2613	2651	2643	2652	2675	1284	11792
13-6-24	2463	2620	2651	2648	2671	2682	2020	11880
13-6-25	2459	2617	2651	2649	2671	2680	2232	13232
13-6-26	2440	2614	2651	2647	2671	2678	574	13340
13-6-27	2387	2615	2651	2646	2671	2673	382	13196
13-6-28	2387	2611	2651	2641	2668	2670	748	13260

PTA

交易日期	306	307	308	309	310	311	312	401	402	403	404	405	406	成交量	持仓量
13-6-3	7836	7902	7928	7920	7860	7798	7752	7648	7682	7666	7626	7618		1116744	902996
13-6-4	7836	7896	7906	7944	7902	7820	7780	7728	7722	7696	7652	7652		812394	858144
13-6-5	7842	7900	7946	7958	7900	7850	7810	7766	7796	7772	7716	7684		973160	907620
13-6-6	7878	7948	7978	7982	7920	7912	7828	7722	7680	7694	7678	7660		1514950	796610
13-6-7	7878	7910	7946	7978	7862	7830	7716	7680	7688	7662	7678	7626		874624	770602
13-6-13	7810	7826	7874	7940	7796	7742	7704	7606	7574	7636	7590	7552		1284412	798778
13-6-14	7836	7826	7920	7976	7830	7774	7720	7644	7636	7622	7590	7572		675170	775910
13-6-17	7856	7836	7946	7990	7886	7838	7782	7696	7688	7684	7650	7640		844980	771938
13-6-18	7830	7860	7926	7992	7896	7870	7798	7738	7722	7724	7670	7662		633840	798182
13-6-19	7826	7846	7922	7990	7886	7862	7810	7742	7720	7734	7700	7660		563410	793926
13-6-20		7820	7890	7948	7810	7768	7756	7670	7652	7660	7638	7592	7610	679330	749762
13-6-21		7714	7844	7876	7686	7664	7598	7548	7550	7618	7598	7492	7510	818932	753418
13-6-24		7698	7774	7834	7676	7614	7584	7514	7444	7472	7494	7450	7442	689392	789138
13-6-25		7700	7772	7812	7648	7614	7564	7468	7444	7472	7454	7404	7442	780042	771214
13-6-26		7664	7742	7822	7634	7542	7514	7428	7382	7406	7396	7374	7360	719238	843832
13-6-27		7690	7772	7836	7650	7522	7514	7412	7322	7370	7396	7344	7360	567026	804458
13-6-28		7656	7728	7814	7636	7596	7510	7422	7416	7378	7404	7366	7360	685552	811226

Methanol

交易日期	306	307	308	309	310	311	312	401	402	403	404	405	406	成交量	持仓量
13-6-3	2689	2678	2639	2678	2752	2735	2740	2727	2621	2662	2591	2779		2492	7416
13-6-4	2689	2678	2639	2672	2746	2729	2733	2723	2617	2658	2587	2771		3018	7446
13-6-5	2689	2678	2639	2671	2745	2728	2732	2749	2642	2683	2612	2809		2746	7176
13-6-6	2689	2678	2639	2661	2735	2718	2732	2722	2616	2657	2586	2765		3352	6936
13-6-7	2689	2678	2639	2640	2713	2697	2710	2710	2604	2645	2575	2793		3718	6546
13-6-13	2689	2678	2639	2616	2688	2672	2685	2679	2574	2615	2546	2746		2224	6484
13-6-14	2689	2678	2639	2623	2695	2679	2692	2693	2587	2629	2559	2790		1722	6388
13-6-17	2689	2678	2639	2644	2717	2700	2692	2704	2598	2640	2569	2778		2810	6520
13-6-18	2689	2678	2639	2639	2712	2695	2687	2694	2588	2630	2559	2778		1398	6720
13-6-19	2689	2678	2639	2630	2703	2686	2678	2692	2586	2628	2557	2771		1918	6446
13-6-20		2678	2639	2615	2688	2671	2678	2679	2574	2615	2545	2767	2767	1856	6322

13-6-21		2678	2639	2609	2682	2665	2678	2658	2554	2595	2525	2730	2730	2784	5912
13-6-24		2678	2639	2604	2677	2660	2673	2652	2548	2589	2519	2730	2724	2874	5302
13-6-25		2678	2620	2599	2667	2655	2673	2650	2546	2587	2517	2720	2722	1200	5264
13-6-26		2678	2620	2592	2660	2648	2666	2645	2541	2582	2512	2697	2699	1224	5242
13-6-27		2678	2620	2590	2658	2646	2664	2628	2525	2565	2496	2697	2682	924	5178
13-6-28		2678	2620	2591	2659	2647	2665	2634	2531	2571	2502	2697	2688	838	5130

Glass															
交易日期	306	307	308	309	310	311	312	401	402	403	404	405	406	成交量	持仓量
13-6-3	1383	1373	1373	1389	1386	1391	1410	1412	1418	1424	1435	1451		2416414	676140
13-6-4	1402	1399	1394	1412	1399	1411	1429	1430	1432	1440	1456	1471		3123862	802628
13-6-5	1429	1438	1430	1443	1431	1435	1475	1461	1459	1471	1491	1497		3403480	766296
13-6-6	1404	1423	1424	1435	1434	1422	1453	1450	1456	1472	1478	1486		3080358	730102
13-6-7	1390	1404	1418	1424	1421	1402	1439	1425	1434	1438	1442	1460		3666364	622428
13-6-13	1401	1422	1419	1436	1435	1419	1442	1430	1432	1445	1454	1464		3311066	795224
13-6-14	1401	1417	1426	1437	1437	1419	1442	1439	1440	1446	1456	1473		2420074	737982
13-6-17	1401	1420	1422	1436	1434	1421	1442	1444	1447	1455	1467	1483		1921236	704610
13-6-18	1416	1402	1402	1424	1417	1406	1434	1426	1425	1438	1454	1466		3146668	708206
13-6-19	1417	1370	1395	1408	1409	1399	1419	1412	1418	1433	1451	1452		2362016	672730
13-6-20		1374	1375	1400	1401	1395	1413	1405	1410	1414	1420	1443	1464	2939860	687150
13-6-21		1389	1376	1381	1369	1376	1391	1383	1387	1409	1400	1421	1448	2889774	702474
13-6-24		1389	1365	1375	1375	1368	1366	1376	1379	1389	1405	1417	1443	1790680	688578
13-6-25		1402	1371	1373	1370	1366	1389	1377	1383	1393	1415	1418	1444	2233956	651456
13-6-26		1402	1358	1368	1360	1362	1384	1373	1374	1393	1409	1414	1424	2065248	661142
13-6-27		1360	1366	1369	1370	1367	1387	1376	1381	1390	1402	1416	1435	1939796	609690
13-6-28		1305	1365	1372	1369	1368	1385	1382	1389	1399	1402	1422	1440	1777024	589066

Note: 1. Price: Yuan/Ton ; 2 .Trading volume and month-end open interest in contract ; 3. Trading volume and Month-end open interest include buying and selling volume; 4. EFPs included.



郑州商品交易所

Zhengzhou Commodity Exchange

地址：郑州市未来路69号

网址：<http://www.czce.com.cn>