



Zhengzhou
Commodity Exchange

*MONTHLY
REPORT*

7

Contents

I	Market Summary.....	2
II	Price Charts of All Products.....	4
III	Trading Volume, Turnover, Open Interest and Physical Delivery.....	9
IV	List of Quotations.....	11
V	Daily Settlement Price by Contracts.....	14
VI	Announcements.....	21

I Market Summary

Strong Gluten Wheat Futures oscillated on a high level and fell in the month-end. The dominant contract WH401 fluctuated within 92 Yuan/ton between 2713 and 2805 Yuan/ton, and closed down 1 Yuan/ton or 0.04% at 2733 Yuan/ton from the price of the last month-end.

Cotton Futures oscillated downward. The dominant contract CF401 fluctuated within 845 Yuan/ton between 19210 and 20055 Yuan/ton, and closed down 110 Yuan/ton or 0.55% at 19840 Yuan/ton from the price of the last month-end.

White Sugar Futures oscillated downward. The dominant contract SR401 fluctuated within 226 Yuan/ton between 4792 and 5018 Yuan/ton, and closed down 59 Yuan/ton or 1.19% at 4895 Yuan/ton from the price of the last month-end.

PTA Futures oscillated within a narrow range and went slightly upward. The dominant contract TA401 fluctuated within 522 Yuan/ton between 7410 and 7932 Yuan/ton, and closed up 450 Yuan/ton or 6.06% at 7878 Yuan/ton from the price of the last month-end.

Rapeseed Futures oscillated downward. The dominant contract RS309 fluctuated within 101 Yuan/ton between 5102 and 5203 Yuan/ton, and closed down 42 Yuan/ton or 0.81% at 5140 Yuan/ton from the price of the last month-end.

Rapeseed Oil Futures oscillated downward. The dominant contract OI401 fluctuated within 900 Yuan/ton between 7446 and 8346 Yuan/ton, and closed down 522 Yuan/ton or 6.44% at 7582 Yuan/ton from the price of the last month-end.

Rapeseed Meal Futures gave up early gains in the end. The dominant contract RM401 fluctuated within 148 Yuan/ton between 2178 and 2326 Yuan/ton, and closed up 2 Yuan/ton or 0.09% at 2216 Yuan/ton from the price of the last month-end.

Early Long-grain Non-glutinous Rice Futures oscillated downward. The dominant contract RI401 fluctuated within 151 Yuan/ton between 2505 and 2656 Yuan/ton, and closed down 106 Yuan/ton or 4.01% at 2535 Yuan/ton

from the price of the last month-end.

Methanol Futures oscillated upward. The dominant contract ME309 fluctuated within 224 Yuan/ton between 2573 and 2797 Yuan/ton, and closed up 185 Yuan/ton or 7.14% at 2775 Yuan/ton from the price of the last month-end.

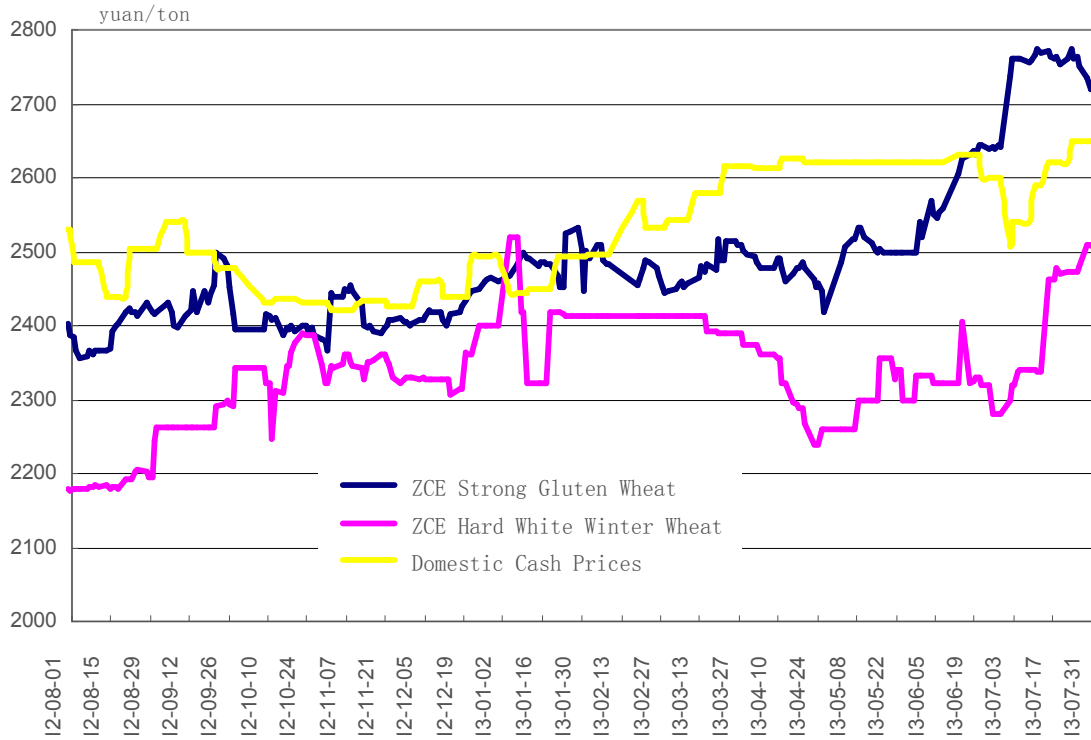
Glass Futures oscillated downward. The dominant contract FG401 fluctuated within 82 Yuan/ton between 1350 and 1432 Yuan/ton, and closed down 15 Yuan/ton or 1.09% at 1365 Yuan/ton from the price of the last month-end.

The total trading volume of ZCE in this month was 40,087,828 contracts, including 215 contracts of Common Wheat, 228,109 contracts of Strong Gluten Wheat, 442,923 contracts of Cotton, 5,648,518 contracts of White Sugar, 5,612,317 contracts of PTA, 6,920 contracts of Rapeseed, 979,872 contracts of Rapeseed Oil, 12,117,619 contracts of Rapeseed Meal, 46,289 contracts of Early Long-grain Non-glutinous Rice, 24,247 contracts of Methanol, 14,980,799 contracts of Glass Futures. The month-end open interest was 1,907,973 contracts in total, including 94 contracts of Common Wheat, 47,676 contracts of Strong Gluten Wheat, 61,199 contracts of Cotton, 439,902 contracts of White Sugar, 308,892 contracts of PTA, 4,616 contracts of Rapeseed , 95,241 contracts of Rapeseed Oil, 653,041 contracts of Rapeseed Meal, 7,921 contracts of Early Long-grain Non-glutinous Rice, 3,349 contracts of Methanol, 286,042 contracts of Glass.

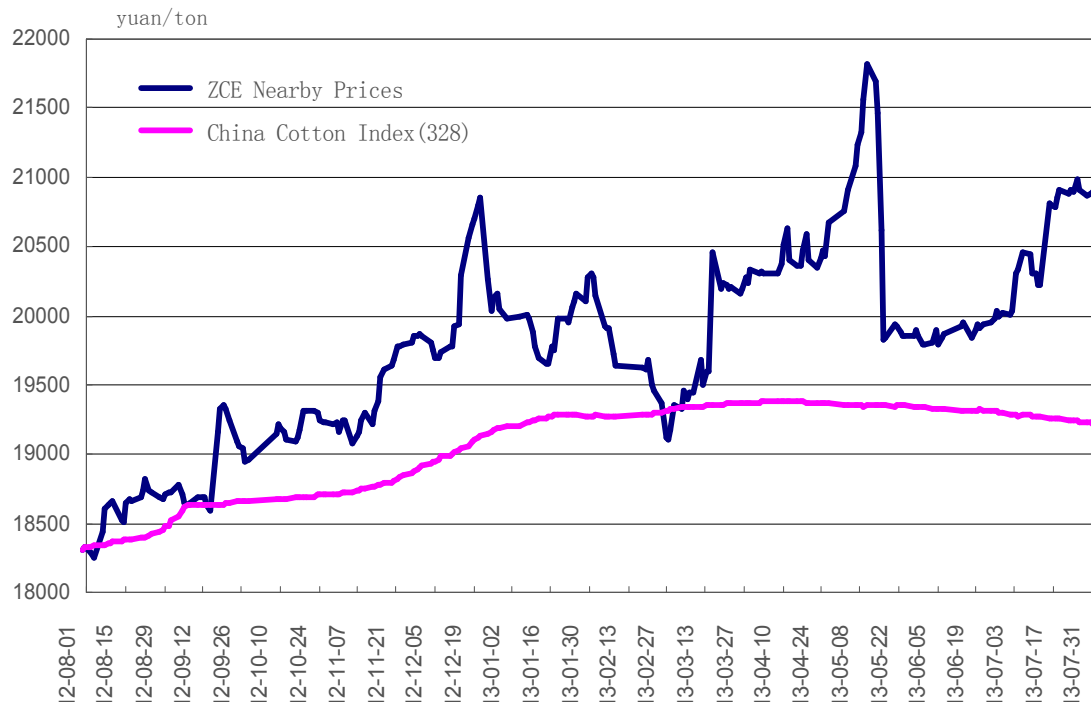
(Note: the trading volume and open interest are counted unilaterally)

II Price Charts of All Products

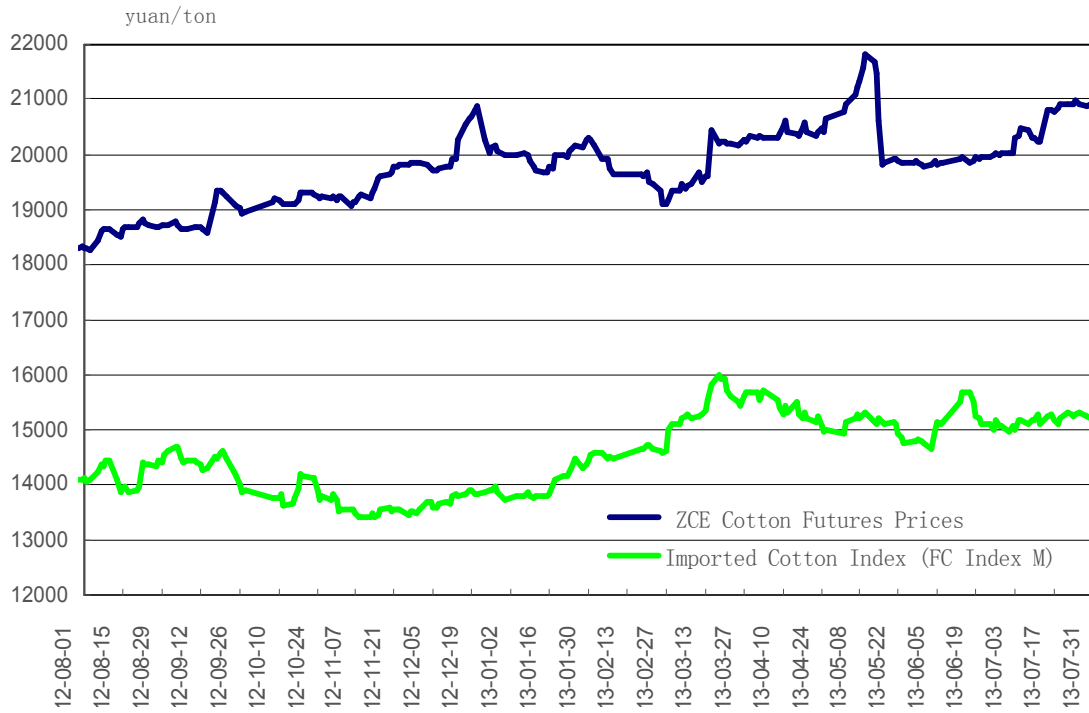
ZCE Wheat Futures Prices vs Domestic Cash Prices Chart



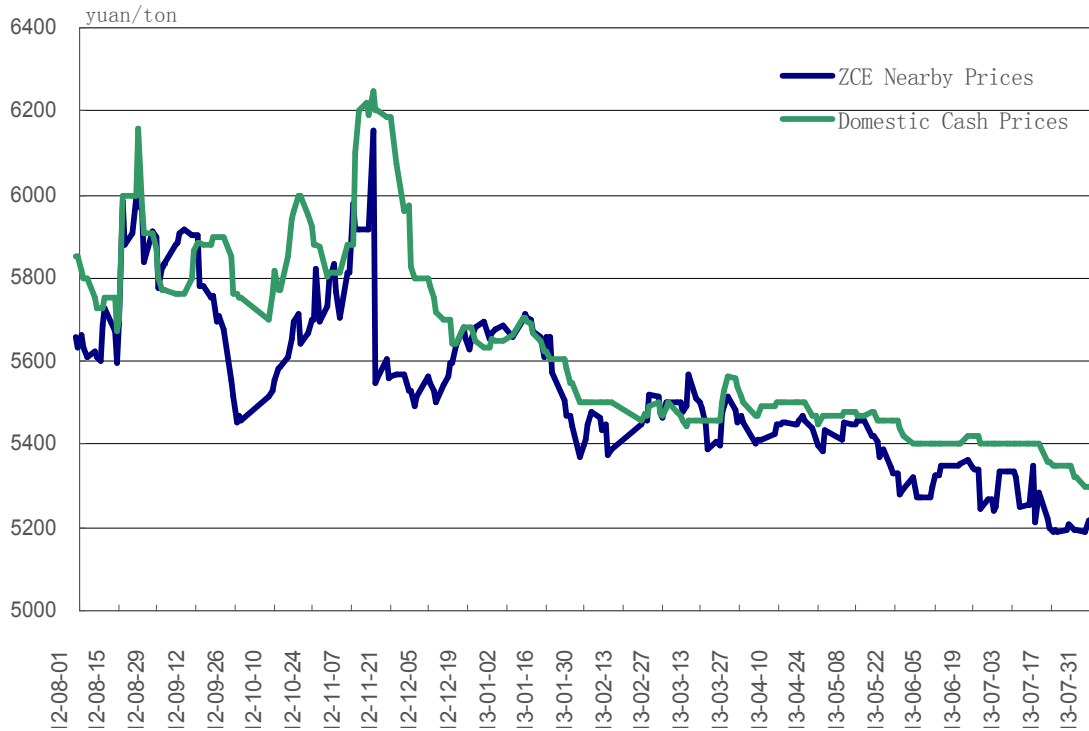
ZCE Cotton Futures vs China Cotton Index Chart



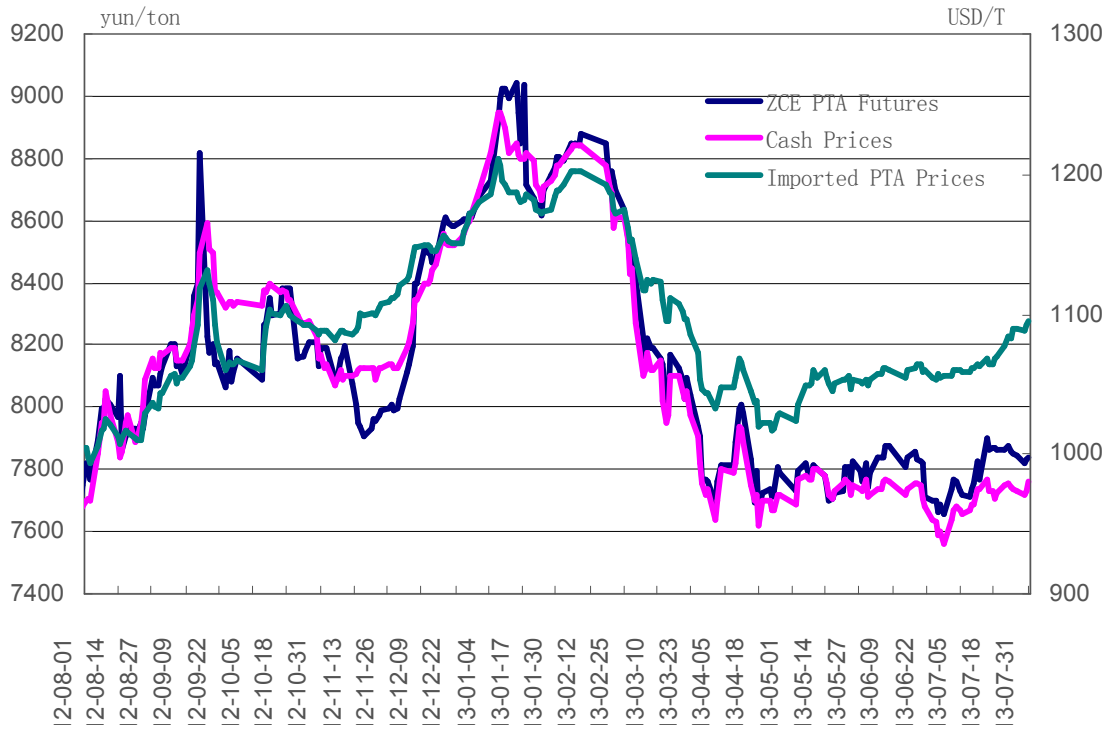
ZCE Cotton Futures Prices vs Imported Cotton Prices



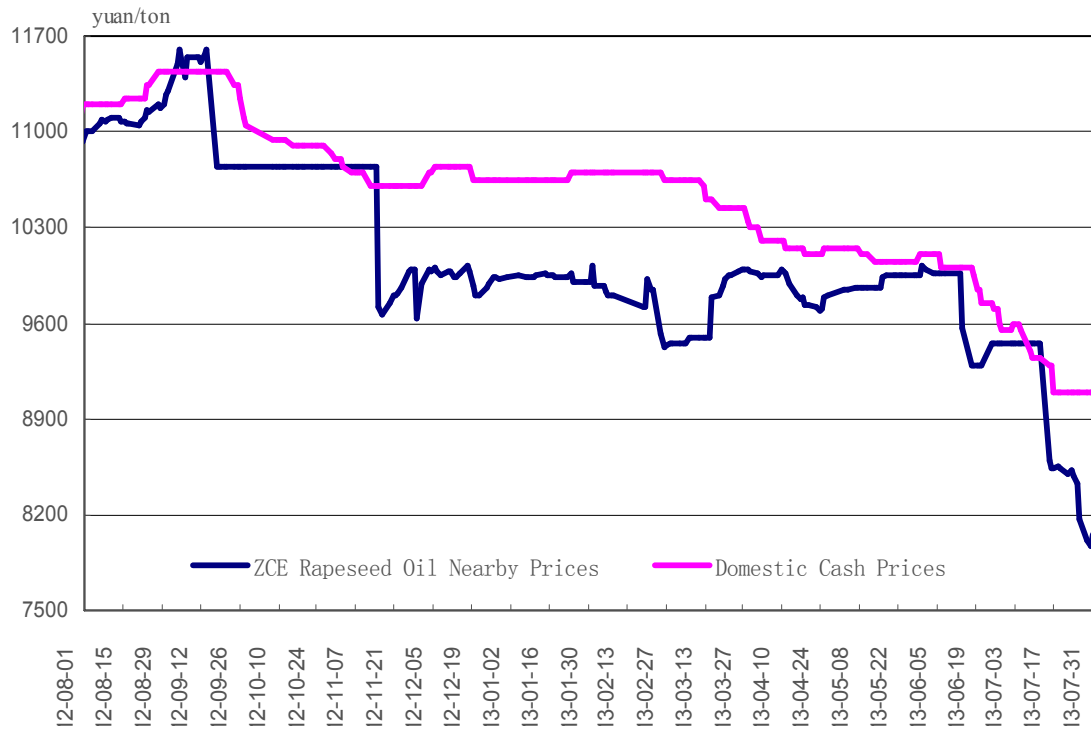
ZCE Sugar Futures Prices vs Domestic Cash Prices Chart



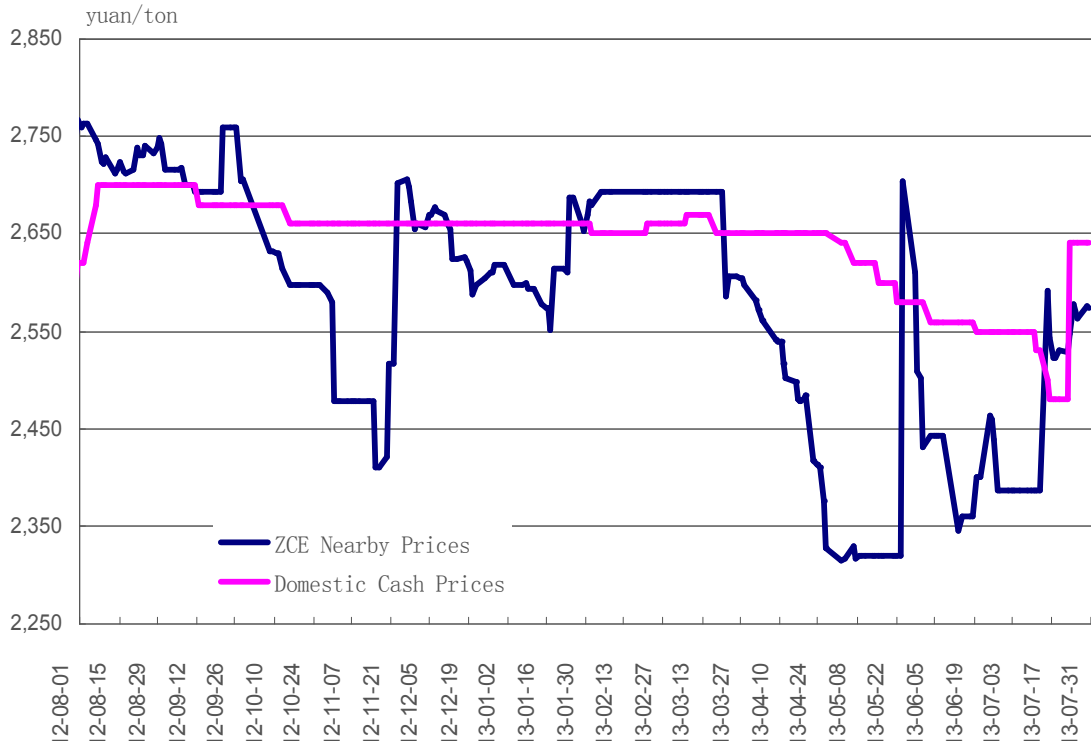
ZCE PTA Futures vs PTA Cash Prices Chart



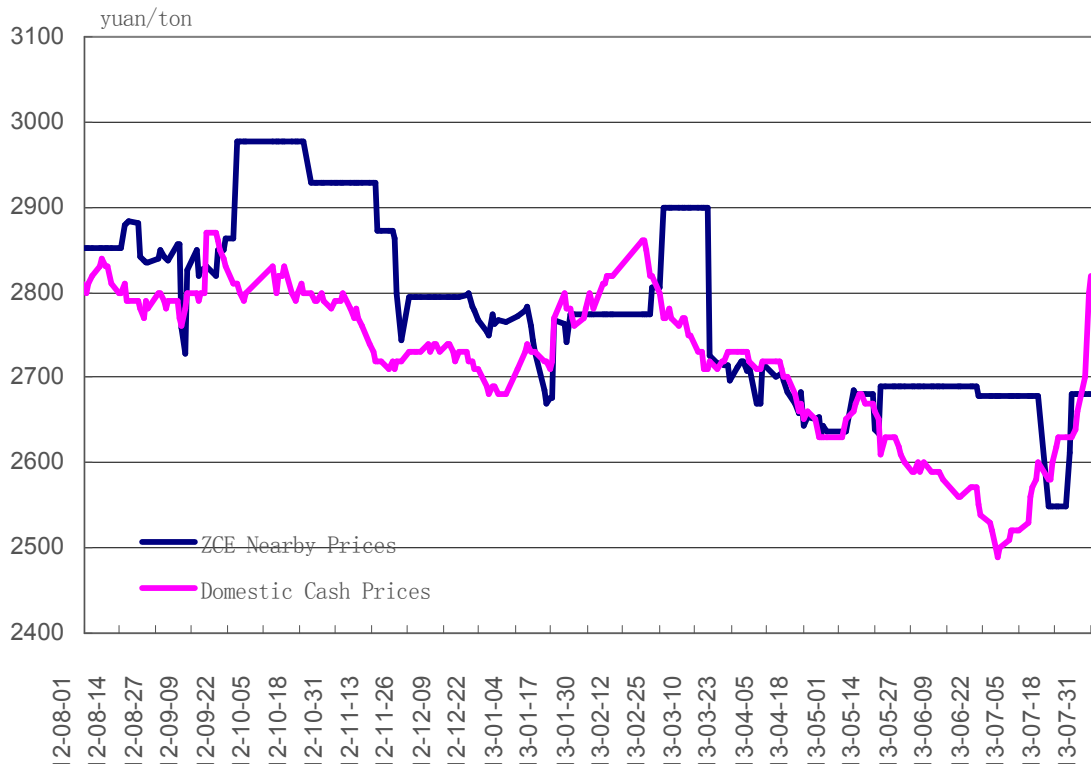
ZCE Rapeseed Oil Futures Prices vs Domestic Cash Prices Chart



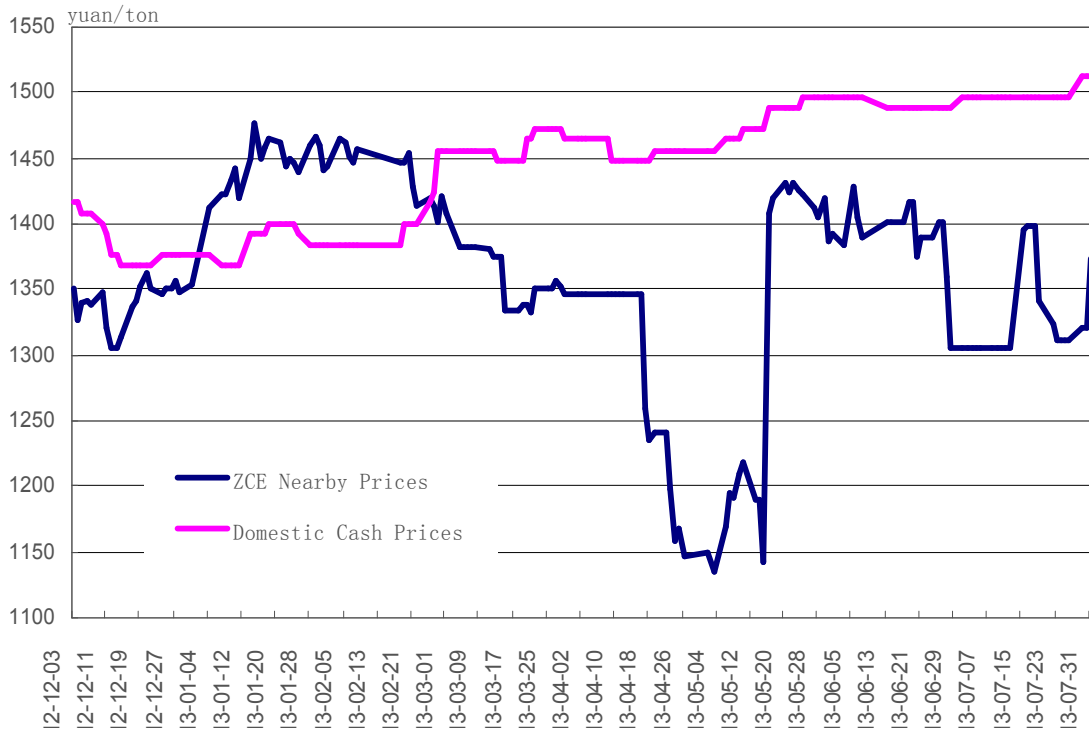
ZCE Early Rice Futures Prices vs Domestic Cash Prices Chart



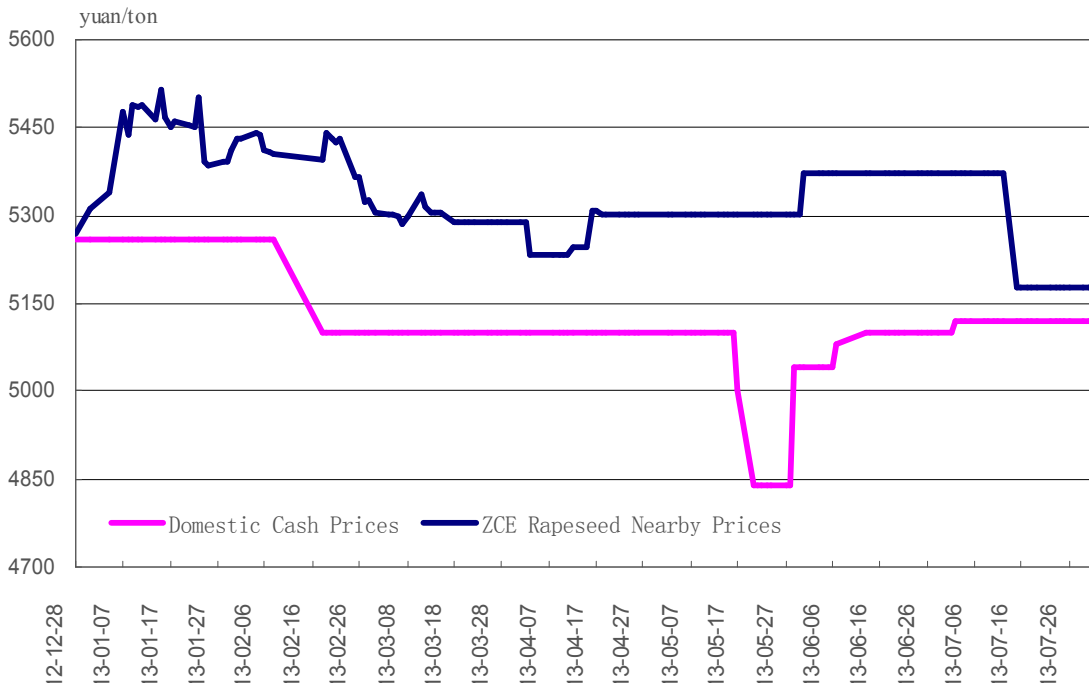
ZCE Methanol Futures Prices vs Domestic Cash Prices Chart



ZCE Glass Futures Prices vs Domestic Cash Prices Chart



ZCE Rapeseed Futures Prices vs Domestic Cash Prices Chart



ZCE Rapeseed Meal Futures Prices vs Domestic Cash Prices Chart



III Trading Volume, Turnover, Open Interest and Physical Delivery

Trading Volume

	Jul-13	Jul -12	Change%	Jan'- Jul' 2013	Jan'-Jul' 2012	Change%
Cotton No.1 (CF)	885,846	5,339,374	-83.41%	12,612,018	30,854,532	-59.12%
Early Rice (ER)		786,616	-100.00%	716,498	3,662,680	-80.44%
Glass (FG)	29,961,598		-	299,933,890		-
Methanol (ME)	48,494	642,400	-92.45%	1,410,610	4,038,256	-65.07%
Rapeseed Oil (OI)	1,959,744	0	-	4,209,062	0	-
Common Wheat (PM)	430	3,648	-88.21%	2,534	9,416	-73.09%
Early Rice (RI)	92,578	4	2,314,350.00%	252,316	4	6,307,800.00%
Rapeseed Meal (RM)	24,235,238		-	119,242,430		-
Rapeseed Oil (RO)		1,149,070	-100.00%	1,710,822	8,334,222	-79.47%
Rapeseed (RS)	13,840		-	2,336,812		-
Sugar (SR)	11,297,036	36,102,278	-68.71%	94,248,668	135,328,328	-30.36%
PTA	11,224,634	32,082,972	-65.01%	117,655,692	115,589,262	1.79%
Strong Gluten Wheat (WH)	456,218	120	380,081.67%	1,463,416	120	1,219,413.33%
Strong Gluten Wheat (WS)		8,364,090	-100.00%	2,071,378	36,924,630	-94.39%

Hard White Wheat (WT)		16,600	-100.00%		196,528	-100.00%
Total	80,175,656	84,487,172	-5.10%	657,866,146	334,937,978	96.41%

Note: 1. Unit: Trading volume in contract; 2. Trading volume includes buying and selling volume; 3. Contract size: 10 tons(WT & ER & SR & RS & RM), 5 tons(CF & TA & RO), 50 tons(ME & PM), 20 tons (RI & WH & FG); 4. EFPs included.

Turnover

	Jul -13	Jul -12	Change%	Jan'- Jul' 2013	Jan'-Jul' 2012	Change%
Cotton No.1 (CF)	8,750,038	51,585,439	-83.04%	126,235,452	310,049,089	-59.29%
Early Rice (ER)		2,161,543	-100.00%	1,919,599	9,806,034	-80.42%
Glass (FG)	83,182,568		-	870,800,921		-
Methanol (ME)	648,819	8,997,607	-92.79%	20,307,866	58,844,366	-65.49%
Rapeseed Oil (OI)	15,628,364	0	-	36,321,784	0	-
Common Wheat (PM)	5,311	41,696	-87.26%	30,770	106,250	-71.04%
Early Rice (RI)	474,247	22	2,155,568. 18%	1,332,495	22	6,056,695. 45%
Rapeseed Meal (RM)	56,250,771		-	288,084,401		-
Rapeseed Oil (RO)		5,953,727	-100.00%	8,492,525	42,827,229	-80.17%
Rapeseed (RS)	71,282		-	12,627,294		-
Sugar (SR)	55,466,893	205,921,983	-73.06%	496,879,986	816,098,086	-39.12%
PTA	43,494,676	121,375,927	-64.17%	470,886,509	466,933,181	0.85%
Strong Gluten Wheat (WH)	2,508,108	624	401,840.38 %	7,765,289	624	1,244,337. 34%
Strong Gluten Wheat (WS)		21,029,171	-100.00%	5,266,894	93,649,967	-94.38%
Hard White Wheat (WT)		36,074	-100.00%		426,561	-100.00%
Total	266,481,077	417,103,813	-36.11%	2,346,951,785	1,798,741,409	30.48%

Note: 1. Turnover in 10,000 Yuan; 2. Turnover includes buying and selling volume; 3. EFPs included.

Open Interest

	Jul -13	Jul -12	Change%	Jun -13	Change%
Cotton No.1 (CF)	122,398	457,246	-73.23%	98,856	23.81%
Early Rice (ER)		66,632	-100.00%		0.00%
Glass (FG)	572,084		-	589,066	-2.88%
Methanol (ME)	6,698	16,148	-58.52%	5,130	30.57%
Rapeseed Oil (OI)	190,482	0	-	128,006	48.81%
Common Wheat (PM)	188	758	-75.20%	198	-5.05%
Early Rice (RI)	15,842	2	792,000.00%	13,260	19.47%
Rapeseed Meal (RM)	1,306,082		-	629,532	107.47%
Rapeseed Oil (RO)		232,996	-100.00%		0.00%
Rapeseed (RS)	9,232		-	10,430	-11.49%
Sugar (SR)	879,804	946,578	-7.05%	835,532	5.30%

PTA	617,784	652,558	-5.33%	811,226	-23.85%
Strong Gluten Wheat (WH)	95,352	94	101,338.30%	82,722	15.27%
Strong Gluten Wheat (WS)		633,212	-100.00%		0.00%
Hard White Wheat (WT)		2,072	-100.00%		0.00%
Total	3,815,946	3,008,296	26.85%	3,203,958	19.10%

Note: 1. Unit: Trading volume in contract; 2. Trading volume includes buying and selling volume; 3. Contract size: 10 tons(WT & ER & SR & RS & RM), 5 tons(CF & TA & RO), 50 tons(ME & PM), 20 tons (RI & WH & FG); 4. EFPs included.

Physical Delivery

	Jul 2013	Jul 2013	Jul 2012	Jul 2012	Jan'- Jul'	Jan'- Jul'
	Delivery Volume	EFPs	Delivery Volume	EFPs	2013	2012
CF	880	400	5,400	5,688	8,040	29,384
ER				0	2,245	2,723
FG		0			1,720	
ME		0		0	1,665	591
OI		0				
PM	1	0			1	
RI		0				
RM	8	0			724	
RO				0	11,243	2,498
RS		0				
SR	196	0	663	530	3,875	6,589
TA	1,006	449	1,832	0	25,168	45,851
WH	262	0			262	
WS			532	455	22,666	13,947
WT			5	0		1,435
Total	2,353	849	8,432	6,673	77,609	103,018

Note: 1. Unit: Trading volume in contract; 2. Trading volume includes buying and selling volume; 3. Contract size: 10 tons(WT & ER & SR & RS & RM), 5 tons(CF & TA & RO), 50 tons(ME & PM), 20 tons (RI & WH & FG); 4. EFPs included.

IV List of Quotations

Contract	Open	High	Low	Close	Month-end O.I	Change	Month-end Settlement	Volume	Turnover
CF307	20,010	20,475	20,010	20,220	0	-1,856	20,220	314	0.319
CF309	20,380	21,160	20,380	20,915	10,798	-16,980	20,895	37,688	39.204
CF311	20,115	20,270	19,800	20,070	5,586	678	20,065	4,284	4.29
CF401	19,940	20,055	19,210	19,840	73,082	15,052	19,795	747,982	741.553
CF403	19,720	19,785	19,055	19,290	208	-418	19,275	1,500	1.474

CF405	19,410	19,425	18,265	18,555	32,586	26,928	18,520	93,870	87.97
CF407	19,010	19,100	18,200	18,325	138	138	18,325	208	0.195
Subtotal					122,398			885,846	875.004
FG307	0	0	0	0	0	0	1,305	0	0
FG308	1,365	1,429	1,291	1,373	0	-52	1,373	226	0.062
FG309	1,372	1,388	1,336	1,351	40,390	-163,542	1,349	1,067,588	292.312
FG310	1,372	1,381	1,339	1,344	44	-120	1,344	792	0.217
FG311	1,366	1,381	1,339	1,343	24	-46	1,343	490	0.134
FG312	1,391	1,422	1,355	1,366	154	90	1,366	2,138	0.591
FG401	1,378	1,432	1,350	1,365	488,548	125,166	1,363	28,622,176	7,948.52
FG402	1,388	1,436	1,360	1,366	162	-10	1,368	902	0.252
FG403	1,396	1,437	1,365	1,381	140	28	1,375	324	0.091
FG404	1,402	1,455	1,374	1,379	312	136	1,387	3,296	0.926
FG405	1,412	1,470	1,389	1,402	42,174	21,316	1,401	263,310	75.053
FG406	1,431	1,479	1,400	1,418	134	50	1,419	338	0.097
FG407	1,362	1,475	1,362	1,418	2	2	1,428	18	0.005
Subtotal					572,084			29,961,598	8,318.26
ME307	0	0	0	0	0	0	2,678	0	0
ME308	2,516	2,700	2,516	2,700	2	-4	2,680	26	0.034
ME309	2,592	2,797	2,573	2,775	6,188	1,230	2,778	46,606	62.309
ME310	2,714	2,814	2,714	2,814	4	0	2,814	4	0.006
ME311	2,734	2,734	2,690	2,690	0	0	2,812	4	0.005
ME312	2,578	2,740	2,477	2,740	0	-2	2,841	6	0.008
ME401	2,633	2,794	2,544	2,775	432	328	2,772	1,768	2.411
ME402	2,752	2,821	2,699	2,821	2	2	2,855	6	0.008
ME403	0	0	0	0	0	0	2,845	0	0
ME404	2,481	2,680	2,481	2,680	0	0	2,856	8	0.01
ME405	2,710	2,795	2,710	2,777	70	14	2,777	58	0.08
ME406	2,550	2,773	2,550	2,773	0	0	2,775	8	0.011
ME407	0	0	0	0	0	0	2,775	0	0
Subtotal					6,698			48,494	64.882
OI307	0	0	0	0	0	0	9,456	0	0
OI309	8,572	8,754	7,946	8,050	18,986	-10,292	8,054	177,966	151.425
OI311	8,690	8,726	8,274	8,546	2	0	8,090	36	0.031
OI401	8,100	8,346	7,446	7,582	131,116	45,422	7,590	1,598,278	1,266.88
OI403	8,068	8,068	7,602	7,602	6	6	7,602	34	0.027
OI405	8,020	8,366	7,428	7,536	40,368	27,336	7,534	183,406	144.458
OI407	8,112	8,158	7,548	7,548	4	4	7,548	24	0.019
Subtotal					190,482			1,959,744	1,562.84
PM307	2,338	2,340	2,338	2,338	0	-68	2,338	78	0.091
PM309	2,421	2,534	2,421	2,514	128	74	2,506	162	0.2

PM311	2,519	2,525	2,517	2,525	6	2	2,521	10	0.013
PM401	2,479	2,545	2,431	2,495	44	-18	2,509	106	0.133
PM403	2,581	2,581	2,492	2,492	2	0	2,578	20	0.025
PM405	2,459	2,596	2,459	2,585	8	0	2,579	54	0.069
PM407	0	0	0	0	0	0	2,549	0	0
Subtotal					188			430	0.531
RI307	0	0	0	0	0	0	2,387	0	0
RI309	2,609	2,624	2,508	2,576	4,892	-2,800	2,572	23,672	12.194
RI311	2,601	2,640	2,500	2,640	8	-4	2,621	54	0.028
RI401	2,640	2,656	2,505	2,535	8,648	4,156	2,536	61,644	31.496
RI403	2,648	2,648	2,560	2,600	2	-8	2,559	14	0.007
RI405	2,671	2,682	2,505	2,532	2,284	1,230	2,532	7,140	3.672
RI407	2,562	2,578	2,478	2,559	8	8	2,533	54	0.027
Subtotal					15,842			92,578	47.425
RM305	2,920	3,036	2,920	3,036	0	-20	3,036	4	0.001
RM307	2,712	3,198	2,656	3,198	0	-44	3,139	202	0.06
RM308	2,570	2,899	2,559	2,895	111,218	-4,358	2,880	2,899,576	791.075
RM309	2,306	2,585	2,291	2,553	8,124	348	2,559	24,124	5.932
RM311	2,190	2,326	2,178	2,216	824,444	404,366	2,208	19,369,676	4,376.13
RM401	2,210	2,326	2,196	2,221	390	224	2,215	1,576	0.356
RM403	2,249	2,393	2,237	2,274	360,874	275,002	2,262	1,934,410	450.214
RM405	2,332	2,360	2,215	2,242	1,032	1,032	2,231	5,670	1.313
Subtotal					1,306,082			24,235,238	5,625.08
RS307	0	0	0	0	0	0	5,373	0	0
RS308	0	0	0	0	0	0	5,175	0	0
RS309	5,180	5,203	5,102	5,140	9,164	-1,182	5,128	13,662	7.037
RS311	5,099	5,187	5,012	5,113	62	-22	5,106	136	0.07
RS407	5,425	5,425	4,870	4,990	6	6	4,990	42	0.021
Subtotal					9,232			13,840	7.128
SR307	5,230	5,350	5,213	5,221	0	-500	5,286	460	0.243
SR309	5,181	5,308	5,177	5,204	164,674	-170,180	5,213	765,640	401.484
SR311	5,150	5,216	5,051	5,102	2,210	958	5,124	2,632	1.35
SR401	4,943	5,018	4,792	4,895	523,678	117,032	4,911	9,773,902	4,779.37
SR403	4,993	5,007	4,791	4,885	96	20	4,893	350	0.172
SR405	4,905	4,975	4,745	4,829	153,886	75,606	4,842	679,420	327.823
SR407	4,969	4,975	4,786	4,843	106	30	4,848	266	0.129
SR409	4,970	5,020	4,778	4,855	34,870	21,024	4,871	73,322	35.616
SR411	5,025	5,025	4,798	4,853	16	14	4,872	148	0.072
SR501	4,820	4,915	4,800	4,872	268	268	4,891	896	0.436
Subtotal					879,804			11,297,036	5,546.69
TA307	7,710	7,844	7,710	7,768	0	-1,190	7,768	958	0.372

TA308	7,780	7,926	7,768	7,850	1,694	1,166	7,840	2,760	1.085
TA309	7,822	8,014	7,808	7,918	165,556	-307,202	7,906	1,006,402	398.241
TA310	7,620	7,966	7,620	7,780	90	-84	7,834	402	0.158
TA311	7,678	7,906	7,620	7,808	132	84	7,878	256	0.099
TA312	7,524	7,922	7,524	7,858	106	86	7,784	268	0.104
TA401	7,410	7,932	7,410	7,878	442,916	112,988	7,832	10,171,084	3,933.23
TA402	7,508	7,876	7,490	7,840	76	52	7,838	374	0.146
TA403	0	0	0	0	2	0	7,790	0	0
TA404	7,454	7,838	7,454	7,792	28	20	7,812	734	0.285
TA405	7,350	7,822	7,350	7,770	7,168	636	7,728	41,360	15.737
TA406	7,402	7,676	7,402	7,676	12	-2	7,742	8	0.003
TA407	7,732	7,796	7,546	7,744	4	4	7,730	28	0.011
Subtotal					617,784			11,224,634	4,349.47
WH307	0	0	0	0	0	-524	2,699	0	0
WH309	2,643	2,722	2,636	2,673	11,760	-13,876	2,668	57,024	30.59
WH311	2,692	2,736	2,692	2,714	462	232	2,714	1,280	0.695
WH401	2,728	2,805	2,713	2,733	72,648	21,952	2,729	372,826	205.471
WH403	2,761	2,798	2,761	2,778	2	0	2,744	12	0.007
WH405	2,782	2,854	2,739	2,758	10,478	4,844	2,752	25,060	14.039
WH407	2,844	2,844	2,766	2,816	2	2	2,778	16	0.009
Subtotal					95,352			456,218	250.811
Total					3,815,946			80,175,656	26,648.11

Note: 1. Price: Yuan/Ton ; 2 .Trading volume and month-end open interest in contract ; 3. Turnover :10,000 Yuan ; 4. Trading volume、turnover and Month-end open interest include buying and selling volume; 5. EFPs not included.

V Daily Settlement Price by Contracts

Cotton No. 1									
Date	307	309	311	401	403	405	407	Vol	持仓量
2013-7-1	20010	20425	20170	19965	19695	19375		13652	98978
2013-7-2	20030	20450	20200	19965	19670	19215		16776	97610
2013-7-3	20300	20685	20215	19990	19675	19225		28790	94510
2013-7-4	20330	20765	20230	20010	19715	19275		16452	94138
2013-7-5	20465	20860	20240	20025	19715	19270		31312	93646
2013-7-8	20450	20905	20240	20000	19680	19250		46466	97204
2013-7-9	20300	20900	20220	19950	19660	19225		32398	89010
2013-7-10	20300	20875	20030	19785	19575	19130		58528	107748
2013-7-11	20220	20850	20060	19805	19575	19180		63138	110288
2013-7-12	20220	20820	20035	19780	19550	19125		35334	107734
2013-7-15		20815	20075	19760	19550	19115	19095	27064	108802
2013-7-16		20805	20070	19785	19620	19140	19095	36242	105072

2013-7-17		20780	20070	19835	19580	19170	19010	32478	100336
2013-7-18		20850	20125	19890	19670	19200	19010	22304	99740
2013-7-19		20910	20105	19910	19670	19205	19010	20106	99390
2013-7-22		20890	20075	19915	19670	19180	19010	13874	98152
2013-7-23		20905	20080	19925	19670	19210	19100	9702	95348
2013-7-24		20895	20090	19935	19690	19210	19065	22140	96152
2013-7-25		20980	20110	19970	19710	19200	19060	35916	98216
2013-7-26		20915	20025	19900	19595	19030	18925	73364	105828
2013-7-29		20870	19910	19610	19220	18550	18405	163104	126542
2013-7-30		20890	20000	19720	19260	18490	18325	46228	128262
2013-7-31		20895	20065	19795	19275	18520	18325	40478	122398

Strong Gluten Wheat

Date	307	309	311	401	403	405	407	Vol	O. I.
2013-7-1	2699	2657	2696	2738	2770	2797		29442	85916
2013-7-2	2699	2677	2713	2761	2770	2820		40290	88478
2013-7-3	2699	2677	2713	2761	2761	2819		17140	88844
2013-7-4	2699	2682	2713	2762	2762	2819		12758	90290
2013-7-5	2699	2685	2713	2760	2762	2817		34772	89322
2013-7-8	2699	2680	2710	2756	2762	2810		14192	89718
2013-7-9	2699	2683	2714	2758	2768	2810		8740	89900
2013-7-10	2699	2688	2719	2766	2772	2818		16056	93036
2013-7-11	2699	2691	2724	2773	2780	2828		14562	92942
2013-7-12	2699	2693	2725	2770	2788	2824		9140	92854
2013-7-15		2695	2720	2771	2788	2827	2824	22698	89506
2013-7-16		2689	2723	2764	2788	2819	2824	14760	90648
2013-7-17		2686	2707	2761	2788	2817	2824	23598	93146
2013-7-18		2693	2716	2764	2788	2819	2824	11682	94140
2013-7-19		2689	2712	2754	2779	2807	2824	22864	93170
2013-7-22		2705	2722	2761	2779	2813	2824	31730	92614
2013-7-23		2717	2734	2773	2791	2818	2824	18262	92582
2013-7-24		2704	2733	2762	2783	2804	2824	19698	88722
2013-7-25		2705	2736	2763	2783	2802	2809	8450	89212
2013-7-26		2690	2722	2750	2778	2788	2816	17230	89032
2013-7-29		2678	2715	2736	2752	2770	2793	26602	94252
2013-7-30		2660	2710	2720	2744	2751	2778	24858	96130
2013-7-31		2668	2714	2729	2744	2752	2778	16694	95352

Common Wheat

Date	307	309	311	401	403	405	407	Vol	O. I.
2013-7-1	2300	2420	2445	2453	2487	2459		0	198
2013-7-2	2320	2451	2445	2479	2513	2459		8	198

2013-7-3	2320	2452	2445	2502	2513	2501		38	196
2013-7-4	2338	2466	2445	2515	2526	2501		76	144
2013-7-5	2340	2467	2445	2508	2519	2501		48	174
2013-7-8	2340	2469	2445	2489	2500	2501		32	194
2013-7-9	2340	2469	2445	2514	2525	2501		6	192
2013-7-10	2340	2451	2445	2514	2507	2549		50	198
2013-7-11	2338	2451	2445	2514	2505	2549		10	188
2013-7-12	2338	2462	2445	2524	2515	2549		4	186
2013-7-15		2462	2445	2524	2515	2549	2549	0	186
2013-7-16		2462	2445	2524	2515	2549	2549	0	186
2013-7-17		2462	2445	2524	2515	2549	2549	0	186
2013-7-18		2479	2445	2520	2511	2549	2549	14	182
2013-7-19		2470	2445	2520	2502	2549	2549	8	188
2013-7-22		2472	2445	2520	2504	2549	2549	4	190
2013-7-23		2472	2445	2520	2533	2549	2549	20	190
2013-7-24		2472	2520	2520	2611	2549	2549	6	192
2013-7-25		2472	2520	2520	2611	2549	2549	0	192
2013-7-26		2481	2521	2516	2607	2549	2549	46	202
2013-7-29		2508	2521	2488	2578	2549	2549	36	192
2013-7-30		2508	2521	2488	2578	2527	2549	2	190
2013-7-31		2506	2521	2509	2578	2579	2549	22	188

White Sugar												
Date	307	309	311	401	403	405	407	409	411	501	Vol	O. I.
2013-7-1	5336	5233	5166	4986	4987	4952	4973	4996	4994		381906	833962
2013-7-2	5336	5258	5168	4987	4988	4944	4968	4990	4994		481910	847410
2013-7-3	5336	5294	5200	4993	4986	4926	4942	4967	5025		496428	855256
2013-7-4	5323	5269	5185	4923	4931	4868	4887	4912	4932		1402560	1008598
2013-7-5	5253	5264	5150	4901	4893	4854	4883	4899	4898		667036	987540
2013-7-8	5254	5252	5124	4860	4841	4808	4838	4854	4884		536874	1014256
2013-7-9	5254	5249	5121	4880	4862	4820	4857	4858	4876		563860	969874
2013-7-10	5350	5229	5118	4876	4867	4818	4857	4846	4862		432584	950446
2013-7-11	5213	5239	5127	4904	4884	4842	4877	4868	4879		543806	915880
2013-7-12	5286	5220	5096	4868	4859	4809	4840	4833	4846		390418	921830
2013-7-15		5224	5126	4875	4861	4815	4855	4834	4846	4864	429710	909428
2013-7-16		5198	5080	4825	4812	4771	4806	4800	4812	4841	833008	1038388
2013-7-17		5188	5064	4816	4797	4769	4801	4798	4806	4820	485452	989750
2013-7-18		5193	5063	4829	4802	4780	4800	4815	4814	4834	328056	963040
2013-7-19		5188	5083	4841	4821	4795	4814	4828	4837	4853	291526	959248
2013-7-22		5194	5116	4863	4833	4814	4823	4846	4878	4866	511958	928006
2013-7-23		5207	5111	4889	4846	4832	4842	4864	4883	4883	240798	909072
2013-7-24		5203	5118	4877	4855	4813	4833	4847	4849	4864	215470	915230
2013-7-25		5193	5093	4871	4860	4799	4810	4833	4850	4855	269862	916252

2013-7-26		5194	5117	4885	4855	4815	4826	4845	4850	4874	368336	892568
2013-7-29		5187	5101	4864	4832	4791	4809	4820	4845	4859	465588	902504
2013-7-30		5218	5111	4920	4901	4851	4865	4876	4895	4906	538724	893684
2013-7-31		5213	5124	4911	4893	4842	4848	4871	4872	4891	421166	879804

Rapeseed Oil

Date	307	309	311	401	403	405	407	Vol	O. I.
2013-7-1	9456	8528	8556	8114	8120	8034		105,468	131,714
2013-7-2	9456	8606	8522	8252	8174	8132		151,260	118,644
2013-7-3	9456	8722	8576	8298	8174	8168		82,434	130,982
2013-7-4	9456	8618	8576	8268	8174	8146		66,930	138,952
2013-7-5	9456	8604	8576	8212	8174	8126		47,168	141,422
2013-7-8	9456	8628	8576	8242	8174	8138		55,008	138,234
2013-7-9	9456	8628	8448	8240	8174	8142		24,264	141,514
2013-7-10	9456	8620	8448	8206	8174	8122		43,698	146,462
2013-7-11	9456	8646	8454	8250	8174	8168		39,260	150,398
2013-7-12	9456	8622	8454	8182	8174	8112		60,148	152,874
2013-7-15		8592	8530	8164	8174	8096	8112	51742	150272
2013-7-16		8536	8530	8054	8064	8024	8112	104110	160700
2013-7-17		8536	8530	8060	8068	8044	8112	68632	164624
2013-7-18		8552	8546	8062	8068	8044	8112	36560	164472
2013-7-19		8536	8544	8018	8068	8066	8112	99704	179920
2013-7-22		8494	8544	7942	8058	8020	8158	73882	174554
2013-7-23		8518	8544	7964	8058	7986	8090	80222	170310
2013-7-24		8476	8544	7920	7862	7904	8000	66906	170066
2013-7-25		8420	8544	7826	7844	7808	7916	100968	184996
2013-7-26		8166	8202	7616	7770	7600	7642	188514	197860
2013-7-29		8014	8186	7506	7602	7490	7548	148612	198508
2013-7-30		7976	8116	7522	7602	7460	7548	137684	194012
2013-7-31		8054	8090	7590	7602	7534	7548	126570	190482

Rapeseed

Date	307	308	309	311	407	Vol	O. I.
2013-7-1	5373	5175	5184	5087		346	10300
2013-7-2	5373	5175	5190	5140		424	10272
2013-7-3	5373	5175	5190	5152		236	10166
2013-7-4	5373	5175	5191	5131		126	10156
2013-7-5	5373	5175	5184	5160		114	10146
2013-7-8	5373	5175	5141	5144		2452	10688
2013-7-9	5373	5175	5171	5144		332	10516
2013-7-10	5373	5175	5171	5142		136	10436
2013-7-11	5373	5175	5180	5161		642	10232

2013-7-12	5373	5175	5186	5160		510	10178
2013-7-15		5175	5176	5159	5160	312	10130
2013-7-16		5175	5169	5129	5160	568	10088
2013-7-17		5175	5156	5129	5160	222	10150
2013-7-18		5175	5150	5129	5124	198	10186
2013-7-19		5175	5146	5101	5124	192	10208
2013-7-22		5175	5148	5101	5124	286	10030
2013-7-23		5175	5147	5101	5124	730	10118
2013-7-24		5175	5154	5138	5124	178	10006
2013-7-25		5175	5164	5127	5124	224	9830
2013-7-26		5175	5144	5138	5047	2122	9782
2013-7-29		5175	5146	5128	4990	230	9704
2013-7-30		5175	5139	5074	4990	742	9254
2013-7-31		5175	5128	5106	4990	2518	9232

Rapeseed Meal										
Date	307	308	309	311	401	403	405	407	Vol	O. I.
2013-7-1	2920	2722	2577	2303	2189	2206	2254		595262	645440
2013-7-2	2920	2700	2590	2318	2209	2215	2270		860516	722670
2013-7-3	2920	2700	2606	2334	2236	2247	2296		1029010	768616
2013-7-4	2920	2694	2602	2330	2234	2250	2305		761112	761542
2013-7-5	3036	2661	2586	2323	2227	2242	2309		657286	734064
2013-7-8	3036	2656	2583	2307	2205	2221	2287		592766	734406
2013-7-9	3036	2737	2608	2331	2239	2258	2319		969604	705664
2013-7-10	3036	2737	2613	2343	2257	2265	2336		782292	654142
2013-7-11	3036	2717	2614	2358	2273	2282	2347		868526	683414
2013-7-12	3036	2717	2663	2387	2286	2299	2361		1121260	729416
2013-7-15		2717	2662	2367	2255	2263	2331	2330	644116	767714
2013-7-16		2809	2689	2392	2277	2286	2350	2355	852522	840134
2013-7-17		2840	2685	2416	2290	2295	2359	2342	794424	852562
2013-7-18		2840	2709	2442	2282	2290	2338	2323	675092	931120
2013-7-19		2840	2739	2478	2307	2307	2362	2334	1969076	1148406
2013-7-22		2922	2769	2493	2275	2276	2342	2319	1369144	1146318
2013-7-23		2922	2789	2510	2305	2307	2374	2339	1852638	1204842
2013-7-24		2926	2800	2505	2304	2309	2366	2335	1427706	1291498
2013-7-25		2936	2776	2498	2292	2296	2351	2322	1009436	1295170
2013-7-26		2985	2760	2456	2225	2232	2286	2256	2068686	1235048
2013-7-29		3024	2792	2468	2213	2219	2265	2242	1023478	1251204
2013-7-30		3075	2849	2547	2223	2229	2274	2245	1123642	1295694
2013-7-31		3139	2880	2559	2208	2215	2262	2231	1187644	1306082

Early Rice

Date	307	309	311	401	403	405	407	Vol	O. I.
2013-7-1	2387	2607	2651	2639	2668	2668		2310	13652
2013-7-2	2387	2610	2651	2643	2668	2669		1482	13364
2013-7-3	2387	2611	2651	2641	2668	2668		1640	13732
2013-7-4	2387	2610	2651	2641	2668	2669		952	13298
2013-7-5	2387	2617	2651	2650	2668	2680		2628	12816
2013-7-8	2387	2612	2601	2647	2648	2674		1482	12698
2013-7-9	2387	2612	2609	2645	2648	2673		632	12684
2013-7-10	2387	2610	2616	2643	2648	2670		1438	12452
2013-7-11	2387	2610	2616	2645	2650	2669		1850	12216
2013-7-12	2387	2599	2603	2628	2632	2652		7556	14222
2013-7-15		2592	2608	2606	2643	2631	2652	3188	14844
2013-7-16		2542	2505	2547	2561	2577	2652	10020	15384
2013-7-17		2522	2512	2536	2561	2567	2652	6622	15614
2013-7-18		2523	2512	2533	2561	2563	2645	3900	15492
2013-7-19		2531	2512	2535	2561	2563	2640	2834	15304
2013-7-22		2529	2500	2514	2540	2545	2639	5870	15970
2013-7-23		2547	2526	2531	2540	2544	2626	8160	14770
2013-7-24		2578	2596	2548	2600	2552	2615	4402	14538
2013-7-25		2575	2596	2538	2591	2538	2598	3504	15526
2013-7-26		2564	2600	2518	2571	2516	2541	4160	15270
2013-7-29		2576	2636	2544	2571	2532	2540	8602	15766
2013-7-30		2574	2621	2532	2559	2525	2540	5268	15534
2013-7-31		2572	2621	2536	2559	2532	2533	4078	15842

PTA															
Date	307	308	309	310	311	312	401	402	403	404	405	406	407	Vol	O. I.
2013-7-1	7738	7822	7884	7698	7678	7556	7504	7514	7434	7454	7430	7432		543266	792174
2013-7-2	7772	7838	7914	7754	7674	7604	7556	7562	7480	7530	7478	7482		390348	751392
2013-7-3	7762	7852	7930	7798	7710	7662	7614	7588	7510	7572	7484	7482		520880	715076
2013-7-4	7732	7808	7894	7770	7692	7648	7604	7588	7510	7572	7488	7482		351142	703452
2013-7-5	7720	7770	7858	7768	7652	7606	7560	7532	7510	7512	7450	7442		399588	708312
2013-7-8	7712	7816	7874	7740	7666	7640	7558	7540	7508	7498	7420	7442		506802	715150
2013-7-9	7736	7816	7886	7720	7648	7644	7570	7546	7508	7498	7444	7442		374496	696702
2013-7-10	7760	7826	7886	7770	7696	7660	7592	7568	7508	7498	7458	7442		515918	689170
2013-7-11	7828	7892	7950	7902	7830	7828	7742	7700	7646	7606	7638	7598		1041626	740394
2013-7-12	7768	7872	7946	7870	7810	7776	7732	7714	7646	7610	7606	7598		319516	712178
2013-7-15		7904	7992	7934	7864	7788	7800	7724	7646	7836	7676	7606	7732	828366	694196
2013-7-16		7862	7940	7854	7820	7792	7732	7724	7646	7680	7612	7606	7592	449768	686966
2013-7-17		7870	7952	7914	7812	7788	7770	7758	7646	7716	7644	7606	7592	603094	661942
2013-7-18		7868	7930	7866	7812	7806	7748	7728	7668	7716	7612	7610	7614	427626	663422
2013-7-19		7864	7938	7910	7812	7836	7806	7768	7678	7806	7672	7676	7654	413264	645640

2013-7-22		7862	7940	7940	7896	7830	7866	7846	7808	7776	7734	7714	7704	718922	717318
2013-7-23		7874	7934	7940	7896	7912	7898	7848	7808	7792	7786	7756	7706	379440	695330
2013-7-24		7856	7914	7934	7896	7882	7886	7868	7818	7808	7782	7770	7720	537850	689066
2013-7-25		7850	7902	7900	7884	7874	7876	7866	7818	7808	7782	7770	7720	325970	669054
2013-7-26		7844	7892	7872	7844	7832	7846	7830	7818	7808	7748	7748	7720	344784	640494
2013-7-29		7818	7868	7822	7760	7766	7764	7740	7738	7738	7674	7664	7688	353808	589448
2013-7-30		7830	7892	7822	7808	7806	7786	7740	7738	7738	7686	7664	7688	329822	575460
2013-7-31		7840	7906	7834	7878	7784	7832	7838	7790	7812	7728	7742	7730	548338	617784

Methanol

Date	307	308	309	310	311	312	401	402	403	404	405	406	407	VoI	O. I.
2013-7-1	2678	2620	2595	2663	2651	2665	2633	2530	2570	2501	2697	2687		1794	5260
2013-7-2	2678	2587	2596	2664	2652	2665	2632	2529	2569	2500	2697	2686		1076	5488
2013-7-3	2678	2540	2600	2668	2656	2669	2641	2538	2578	2509	2697	2695		1828	5524
2013-7-4	2678	2639	2597	2665	2653	2669	2612	2510	2550	2481	2697	2665		982	5742
2013-7-5	2678	2549	2589	2657	2645	2661	2632	2529	2570	2581	2697	2772		950	5624
2013-7-8	2678	2549	2582	2650	2638	2654	2632	2522	2563	2574	2697	2765		826	5456
2013-7-9	2678	2549	2607	2676	2664	2654	2673	2561	2603	2614	2725	2794		2900	5762
2013-7-10	2678	2549	2626	2696	2683	2578	2678	2566	2608	2619	2730	2799		2294	6076
2013-7-11	2678	2549	2649	2696	2706	2601	2712	2669	2641	2652	2777	2799		3242	6100
2013-7-12	2678	2549	2645	2696	2702	2597	2711	2669	2640	2651	2779	2801		1534	6030
2013-7-15		2549	2618	2668	2674	2570	2685	2643	2615	2626	2741	2763	2763	1714	5960
2013-7-16		2549	2625	2675	2681	2477	2688	2646	2618	2629	2751	2650	2650	1088	5924
2013-7-17		2549	2647	2675	2681	2577	2714	2726	2697	2708	2756	2655	2655	2430	6204
2013-7-18		2549	2659	2675	2693	2594	2719	2821	2791	2802	2771	2669	2669	1608	6554
2013-7-19		2549	2671	2675	2705	2606	2733	2836	2805	2816	2766	2664	2664	2172	6418
2013-7-22		2549	2661	2675	2695	2596	2728	2814	2800	2811	2774	2672	2672	1088	6226
2013-7-23		2612	2659	2673	2693	2594	2723	2810	2795	2806	2774	2667	2667	1034	6018
2013-7-24		2680	2664	2714	2734	2634	2729	2810	2801	2812	2774	2673	2673	1126	5884
2013-7-25		2680	2667	2714	2712	2740	2728	2810	2800	2811	2774	2672	2672	848	5822
2013-7-26		2680	2693	2740	2738	2767	2729	2811	2801	2812	2771	2669	2669	2376	5884
2013-7-29		2680	2709	2756	2754	2783	2729	2811	2801	2812	2765	2763	2763	2986	6064
2013-7-30		2680	2760	2808	2806	2835	2764	2847	2837	2848	2783	2781	2781	6864	6580
2013-7-31		2680	2778	2814	2812	2841	2772	2855	2845	2856	2777	2775	2775	5734	6698

Glass

Date	307	308	309	310	311	312	401	402	403	404	405	406	407	VoI	O. I.
2013-7-1	1305	1365	1372	1374	1368	1388	1380	1388	1396	1411	1416	1432		1554580	581810
2013-7-2	1305	1385	1380	1377	1377	1409	1402	1408	1418	1427	1439	1454		1976342	576370
2013-7-3	1305	1384	1380	1379	1377	1410	1404	1408	1418	1427	1444	1463		1182846	578000
2013-7-4	1305	1384	1380	1376	1376	1416	1410	1412	1425	1429	1450	1464		1448824	574226
2013-7-5	1305	1381	1375	1369	1369	1400	1398	1403	1410	1423	1439	1451		1291932	516816

2013-7-8	1305	1369	1356	1358	1357	1388	1385	1388	1403	1398	1424	1438		942746	531398
2013-7-9	1305	1370	1358	1358	1354	1385	1384	1388	1405	1411	1424	1444		1281404	561414
2013-7-10	1305	1364	1350	1349	1343	1379	1379	1386	1401	1399	1420	1439		1361270	551030
2013-7-11	1305	1380	1373	1370	1369	1412	1410	1418	1426	1439	1449	1463		2197408	582916
2013-7-12	1305	1395	1371	1372	1368	1408	1405	1409	1416	1431	1444	1464		1305588	590974
2013-7-15		1395	1365	1364	1361	1403	1401	1404	1410	1427	1442	1458	1416	1327092	579252
2013-7-16		1398	1355	1355	1354	1385	1386	1392	1402	1417	1428	1445	1417	1170046	571752
2013-7-17		1398	1365	1365	1360	1386	1394	1398	1412	1422	1435	1452	1453	1708622	510778
2013-7-18		1398	1362	1366	1359	1389	1388	1393	1409	1420	1430	1448	1453	1070374	525532
2013-7-19		1342	1376	1374	1376	1402	1399	1393	1408	1414	1440	1457	1453	1539590	548660
2013-7-22		1323	1357	1358	1356	1378	1375	1381	1390	1402	1417	1436	1446	1757682	638188
2013-7-23		1311	1359	1355	1358	1374	1374	1380	1393	1402	1415	1433	1446	1061992	607096
2013-7-24		1311	1367	1365	1364	1383	1378	1382	1393	1399	1418	1434	1446	1084902	599502
2013-7-25		1311	1371	1370	1370	1381	1379	1386	1393	1404	1420	1433	1446	887856	604446
2013-7-26		1311	1364	1359	1359	1376	1372	1382	1382	1400	1411	1431	1446	1108426	582582
2013-7-29		1320	1348	1340	1349	1358	1357	1361	1372	1383	1396	1414	1438	1108702	606342
2013-7-30		1320	1345	1340	1343	1361	1360	1363	1372	1379	1399	1416	1434	851292	583086
2013-7-31		1373	1349	1344	1343	1366	1363	1368	1375	1387	1401	1419	1428	742082	572084

Note: 1. Price: Yuan/Ton ; 2 .Trading volume and month-end open interest in contract ; 3. Trading volume and Month-end open interest include buying and selling volume; 4. EFPs included.

VI Announcements

ZCE's Announcement on Change of Name of Appointed Delivery Warehouses for White Sugar

(2013)NO.8

According to ZCE File NO.98, the appointed delivery warehouse for white sugar originally named “Zheshang Sugar and Wine Group Company Limited” is hereby changed to “Zhejiang Ganze Sugar and Wine Storage Company Limited”.

Profile of the delivery warehouse is as follows:

Address: NO.1988, Zhenhaihe Road, Dushan Port Township, Pinghu City, Zhejiang

Contact person: Jin Wangneng

Phone: 0571-88041202 13515716716

July 26, 2013

**ZCE's Announcement on Approval of Appointed Delivery Factory
Warehouses for Rapeseed Meal**

(2013) NO.9

ZCE hereby approves Dongguan Fuzhiyuan Feed Protein Development Company Limited as appointed delivery factory warehouse for oilseed meal, which may conduct delivery business as of October 1, 2013. Preliminary credit warehouses receipt limit for the oilseed meal delivery warehouse shall be reviewed and ratified, whereby the factory warehouse may register standard warehouse receipt according to their productivity and storage limits.

Price Correction of the oilseed meal warehouse receipt registered in the aforesaid warehouse to futures price is 0 Yuan/ton.

Profile of the aforesaid warehouse is as follows:

Name: Dongguan Fuzhiyuan Feed Protein Development Company Limited

Address: Yinggua Taiying Industrial Park, Hongmei Township, Dongguan

Post Code: 523166

Contact Person: Yuan Jiang

Phone: 0769-88436012

Mobile: 15820822842

Fax: 0769-88436011

Port: Dongguan Fuzhiyuan Port

July 26, 2013



郑州商品交易所

Zhengzhou Commodity Exchange

地址：郑州市未来路69号

网址：<http://www.czce.com.cn>