



Zhengzhou
Commodity Exchange

MONTHLY REPORT

8

Contents

I	Market Summary.....	2
II	Price Charts of All Products.....	4
III	Trading Volume, Turnover, Open Interest and Physical Delivery.....	9
IV	List of Quotations.....	11
V	Daily Settlement Price by Contracts.....	14

I Market Summary

Strong Gluten Wheat Futures oscillated with an upward trend. The dominant contract WH401 fluctuated within 61 Yuan/ton between 2691 and 2752 Yuan/ton, and closed up 9 Yuan/ton or 0.33% at 2742 Yuan/ton from the price of the last month-end.

Cotton Futures oscillated within a narrow range. The dominant contract CF401 fluctuated within 805 Yuan/ton between 19705 and 20510 Yuan/ton, and closed up 20 Yuan/ton or 0.1% at 19860 Yuan/ton from the price of the last month-end.

White Sugar Futures oscillated upward. The dominant contract SR401 fluctuated within 214 Yuan/ton between 4896 and 5110 Yuan/ton, and closed up 101 Yuan/ton or 2.06% at 4996 Yuan/ton from the price of the last month-end.

PTA Futures oscillated upward. The dominant contract TA401 fluctuated within 404 Yuan/ton between 7826 and 8230 Yuan/ton, and closed up 150 Yuan/ton or 1.9% at 8028 Yuan/ton from the price of the last month-end.

Rapeseed Futures fell after early rises. The dominant contract RS309 fluctuated within 345 Yuan/ton between 4969 and 5314 Yuan/ton, and closed down 7 Yuan/ton or 0.14% at 5133 Yuan/ton from the price of the last month-end.

Rapeseed Oil Futures oscillated upward. The dominant contract OI401 fluctuated within 580 Yuan/ton between 7320 and 7900 Yuan/ton, and closed up 64 Yuan/ton or 0.84% at 7646 Yuan/ton from the price of the last month-end.

Rapeseed Meal Futures oscillated upward. The dominant contract RM401 fluctuated within 350 Yuan/ton between 2200 and 2550 Yuan/ton, and closed up 217 Yuan/ton or 9.79% at 2433 Yuan/ton from the price of the last month-end.

Early Long-grain Non-glutinous Rice Futures slightly regained early falls. The dominant contract RI401 fluctuated within 107 Yuan/ton between 2443 and 2550 Yuan/ton, and closed down 49 Yuan/ton or 1.93% at 2486 Yuan/ton from the price of the last month-end.

Methanol Futures oscillated upward. The dominant contract ME401 fluctuated within 186 Yuan/ton between 2734 and 2920 Yuan/ton, and closed

up 31 Yuan/ton or 1.12% at 2806 Yuan/ton from the price of the last month-end.

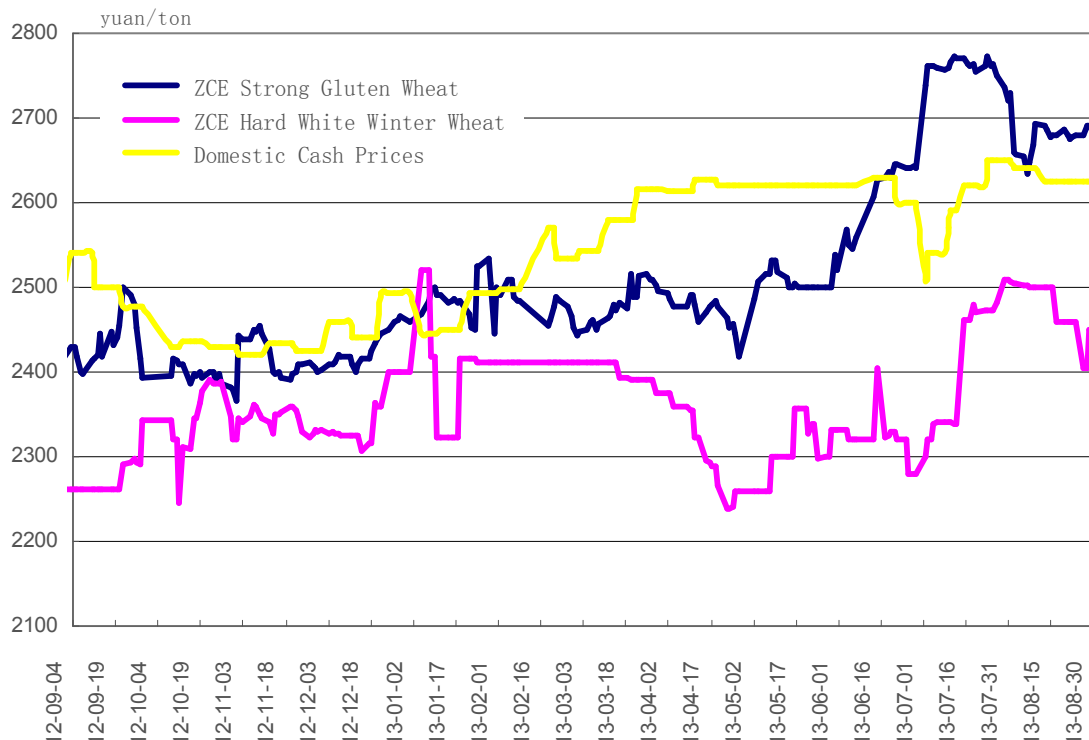
Glass Futures fell after early rises. The dominant contract FG401 fluctuated within 93 Yuan/ton between 1362 and 1455 Yuan/ton, and closed up 8 Yuan/ton or 0.59% at 1373 Yuan/ton from the price of the last month-end.

The total trading volume of ZCE in this month was 47,306,741 contracts, including 155 contracts of Common Wheat, 198,582 contracts of Strong Gluten Wheat, 327,466 contracts of Cotton, 5,225,257 contracts of White Sugar, 6,488,051 contracts of PTA, 5,692 contracts of Rapeseed, 1,669,453 contracts of Rapeseed Oil, 20,375,362 contracts of Rapeseed Meal, 112,301 contracts of Early Long-grain Non-glutinous Rice, 44,527 contracts of Methanol, 12,859,895 contracts of Glass Futures. The month-end open interest was 2,097,409 contracts in total, including 67 contracts of Common Wheat, 48,545 contracts of Strong Gluten Wheat, 51,561 contracts of Cotton, 439,318 contracts of White Sugar, 239,359 contracts of PTA, 329 contracts of Rapeseed, 109,276 contracts of Rapeseed Oil, 763,983 contracts of Rapeseed Meal, 12,087 contracts of Early Long-grain Non-glutinous Rice, 2,326 contracts of Methanol, 430,558 contracts of Glass.

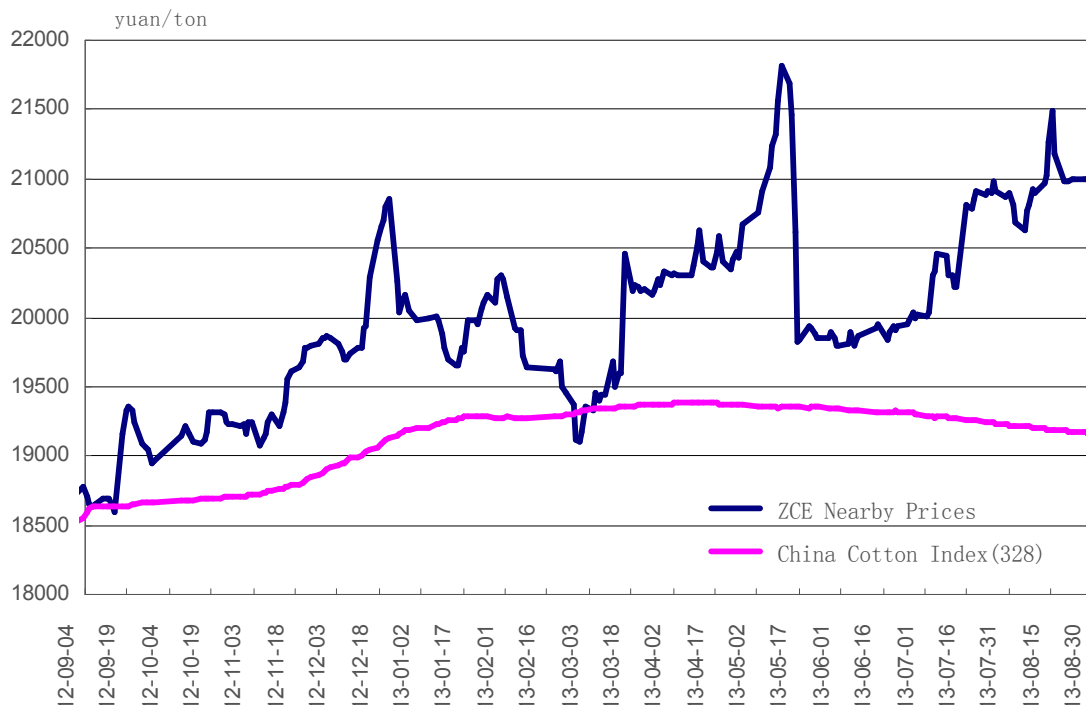
(Note: the trading volume and open interest are counted unilaterally)

II Price Charts of All Products

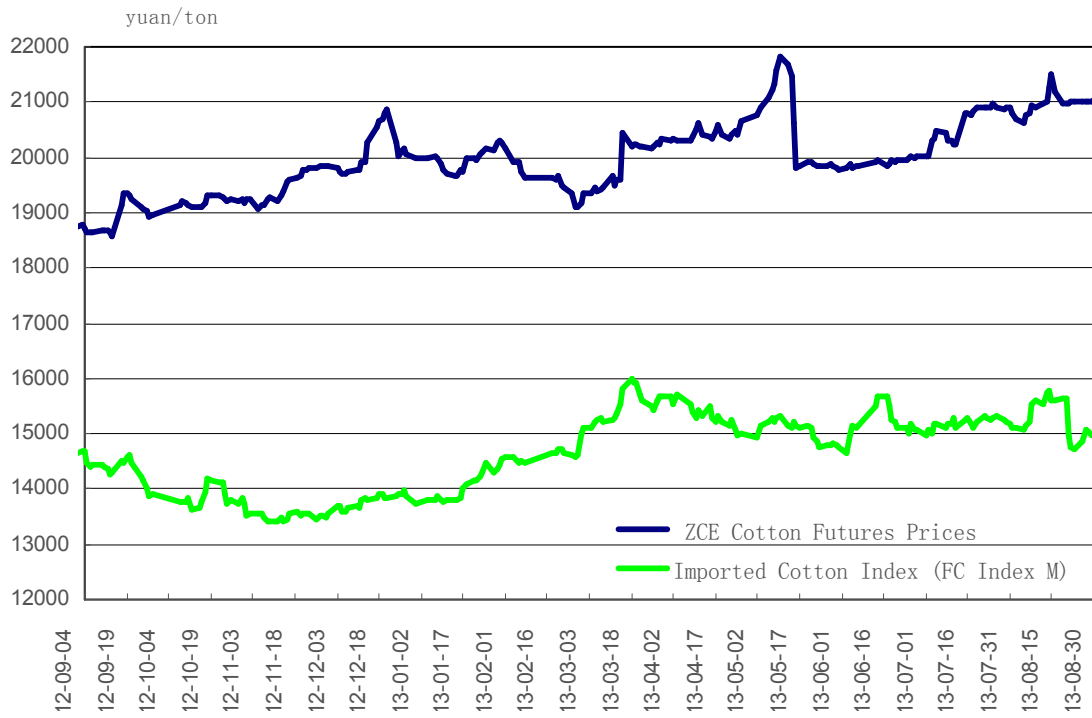
ZCE Wheat Futures Prices vs Domestic Cash Prices Chart



ZCE Cotton Futures vs China Cotton Index Chart



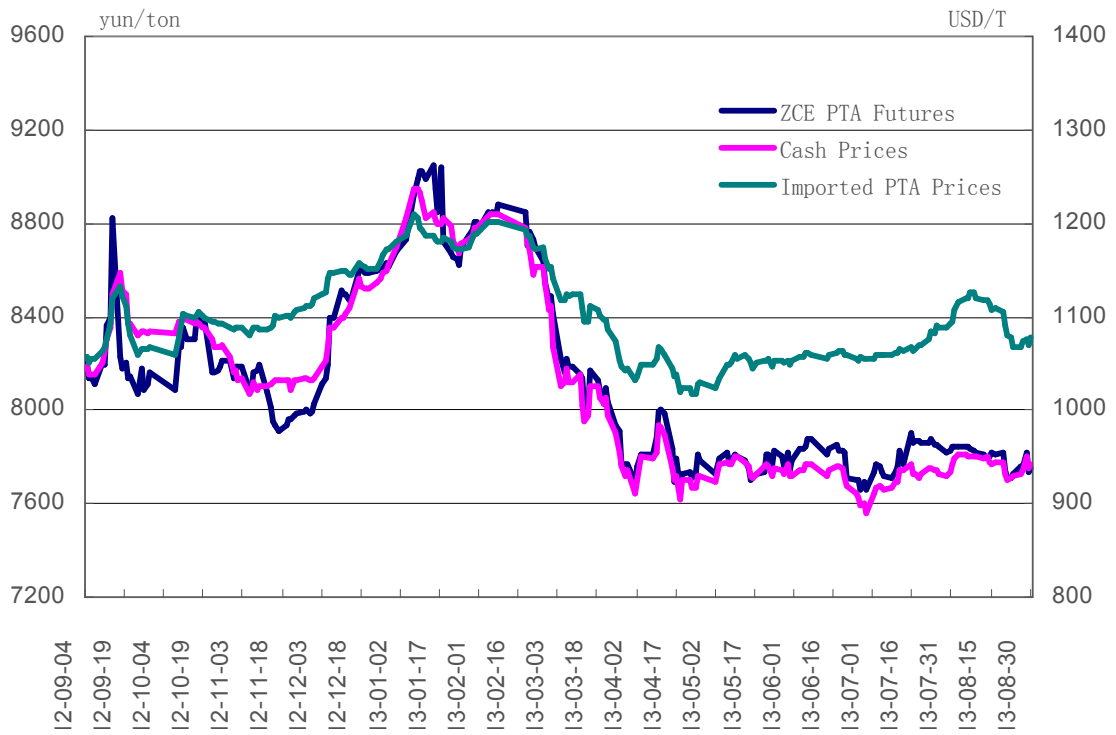
ZCE Cotton Futures Prices vs Imported Cotton Prices



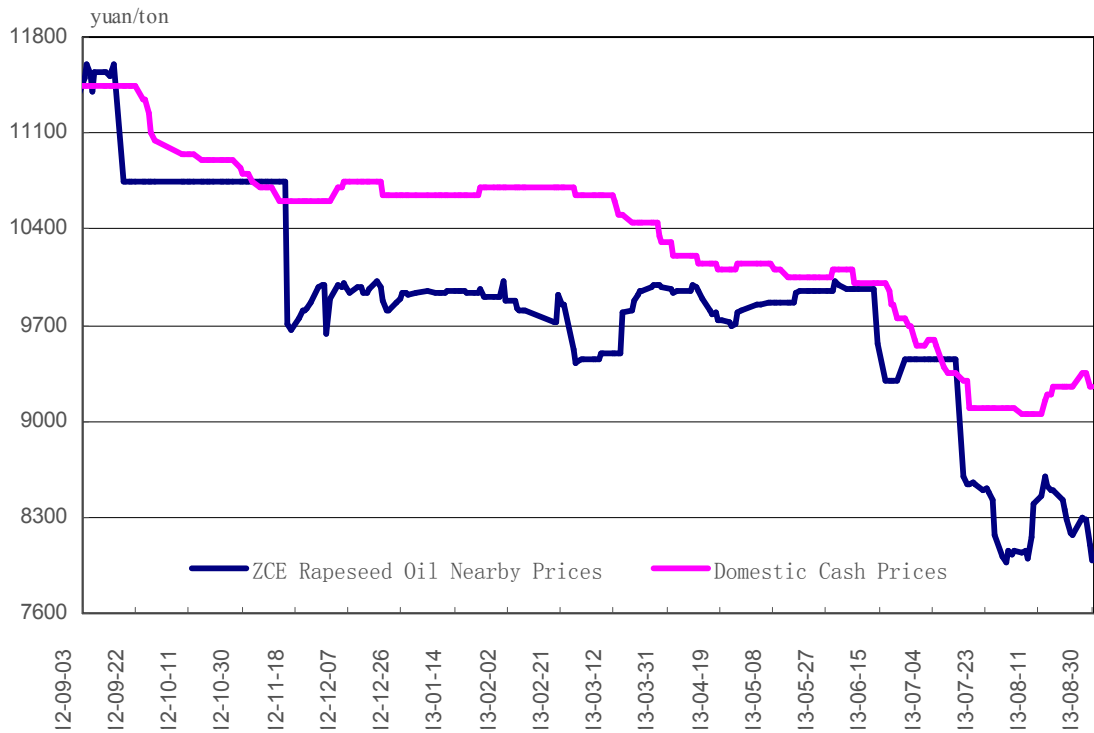
ZCE Sugar Futures Prices vs Domestic Cash Prices Chart



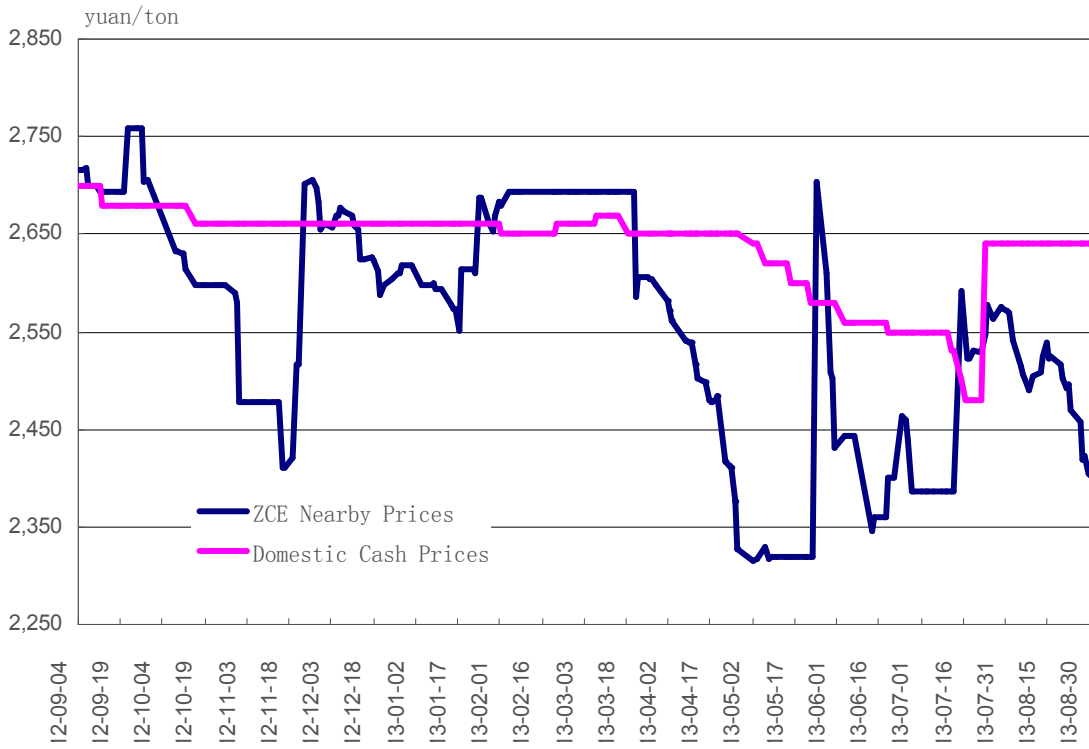
ZCE PTA Futures vs PTA Cash Prices Chart



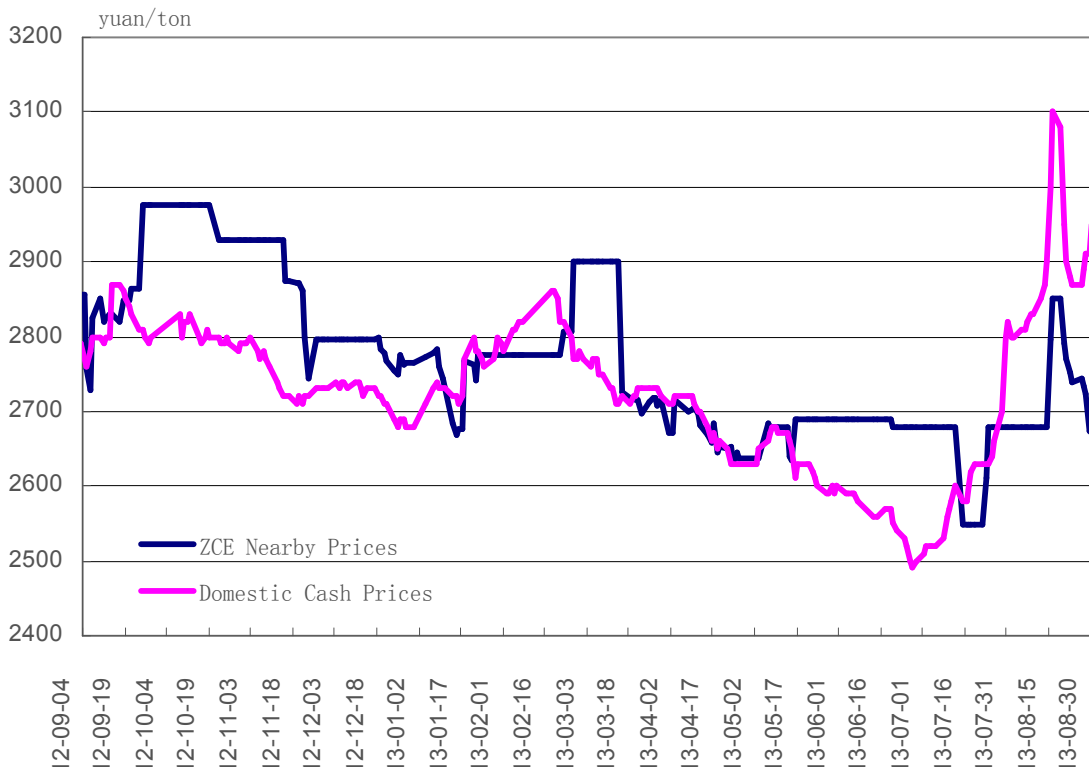
ZCE Rapeseed Oil Futures Prices vs Domestic Cash Prices Chart



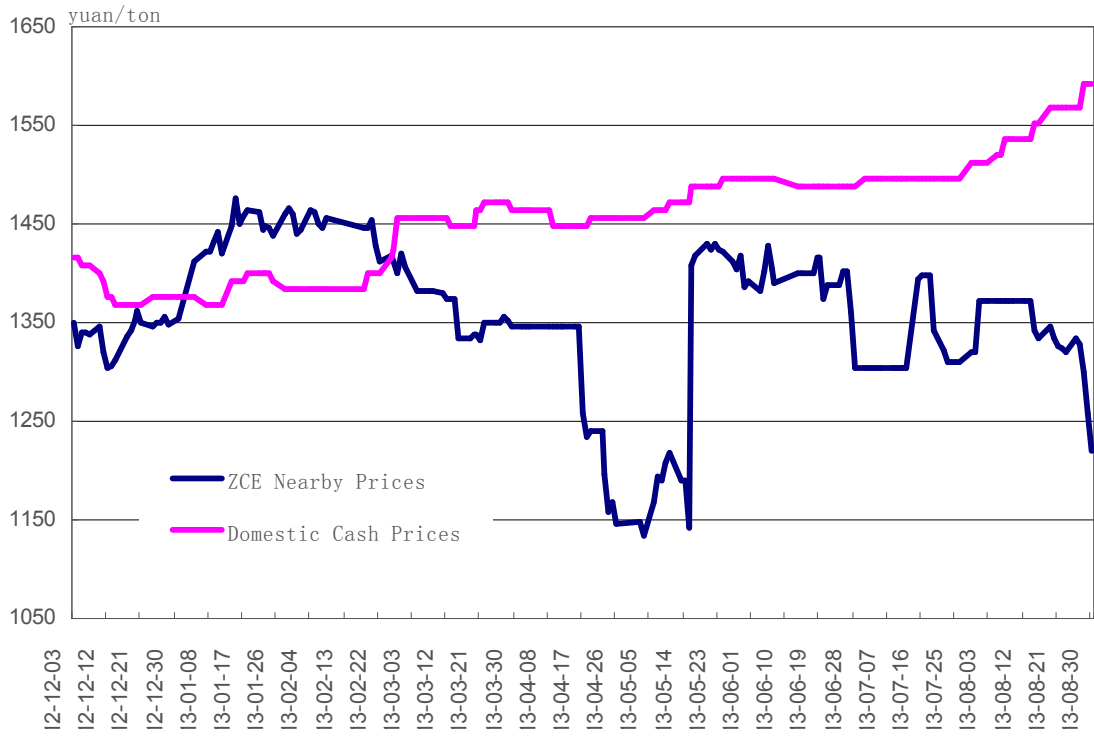
ZCE Early Rice Futures Prices vs Domestic Cash Prices Chart



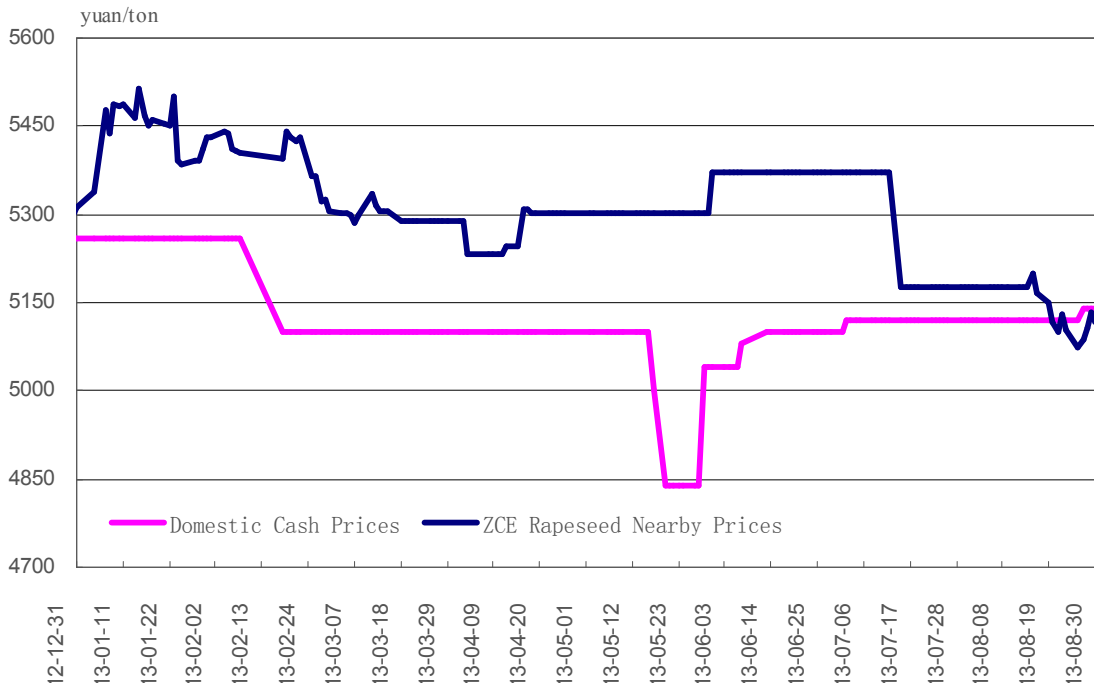
ZCE Methanol Futures Prices vs Domestic Cash Prices Chart



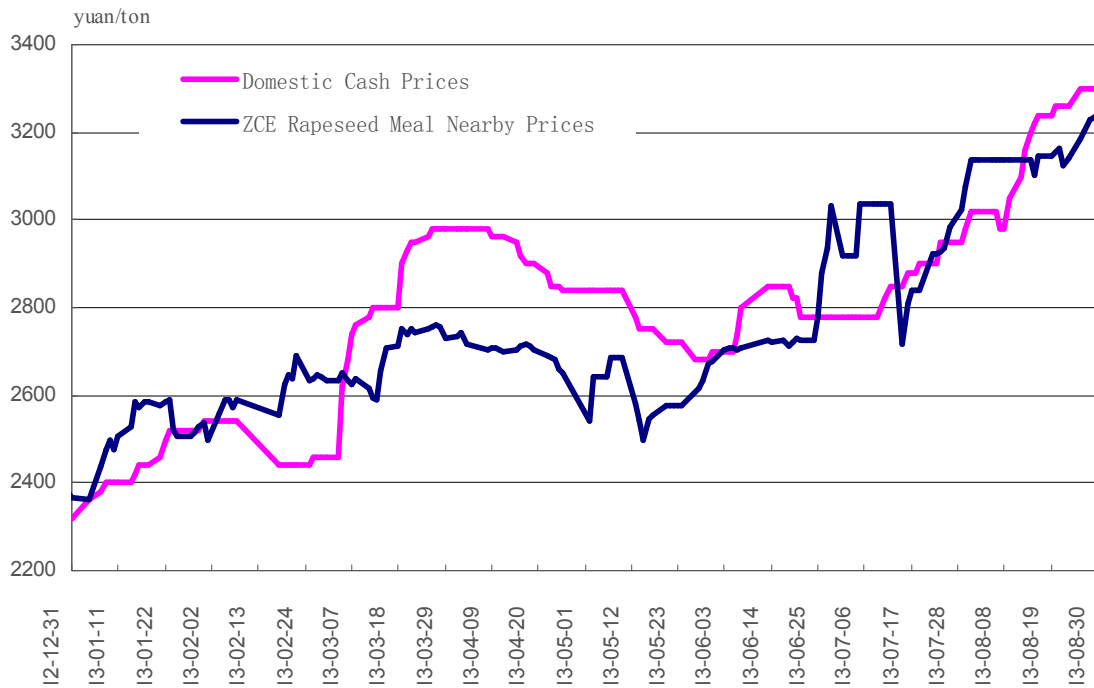
ZCE Glass Futures Prices vs Domestic Cash Prices Chart



ZCE Rapeseed Futures Prices vs Domestic Cash Prices Chart



ZCE Rapeseed Meal Futures Prices vs Domestic Cash Prices Chart



III Trading Volume, Turnover, Open Interest and Physical Delivery

Trading Volume

	Aug-13	Aug -12	Change%	Jan'- Aug' 2013	Jan'-Aug' 2012	Change%
Cotton No.1 (CF)	654,932	3,468,578	-81.12%	13,266,950	34,323,110	-61.35%
Early Rice (ER)		1,227,860	-100.00%	716,498	4,890,540	-85.35%
Glass (FG)	25,719,790		-	325,653,680		-
Methanol (ME)	89,054	883,952	-89.93%	1,499,664	4,922,208	-69.53%
Rapeseed Oil (OI)	3,338,906	24	13,912,008.33%	7,547,968	24	31,449,766.67%
Common Wheat (PM)	310	1,044	-70.31%	2,844	10,460	-72.81%
Early Rice (RI)	224,602	6	3,743,266.67%	476,918	10	4,769,080.00%
Rapeseed Meal (RM)	40,750,724		-	159,993,154		-
Rapeseed Oil (RO)		810,208	-100.00%	1,710,822	9,144,430	-81.29%
Rapeseed (RS)	11,384		-	2,348,196		-
Sugar (SR)	10,450,514	47,355,910	-77.93%	104,699,182	182,684,238	-42.69%
PTA	12,976,102	38,458,632	-66.26%	130,631,794	154,047,894	-15.20%
Strong Gluten Wheat (WH)	397,164	548	72,375.18%	1,860,580	668	278,429.94%
Strong Gluten Wheat		4,363,534	-100.00%	2,071,378	41,288,164	-94.98%

(WS)						
Hard White Wheat (WT)		4,312	-100.00%		200,840	-100.00%
Total	94,613,482	96,574,608	-2.03%	752,479,628	431,512,586	74.38%

Note: 1. Unit: Trading volume in contract; 2. Trading volume includes buying and selling volume; 3. Contract size: 10 tons(WT & ER & SR & RS & RM), 5 tons(CF & TA & RO), 50tons(ME & PM), 20 tons (RI & WH & FG); 4. EFPs included.

Turnover

	Aug -13	Aug -12	Change%	Jan'- Aug' 2013	Jan'-Aug' 2012	Change%
Cotton No.1 (CF)	6,382,116	33,546,591	-80.98%	132,617,568	343,595,680	-61.40%
Early Rice (ER)		3,448,458	-100.00%	1,919,599	13,254,492	-85.52%
Glass (FG)	72,784,458		-	943,585,379		-
Methanol (ME)	1,254,789	12,069,334	-89.60%	21,562,654	70,913,700	-69.59%
Rapeseed Oil (OI)	25,548,605	240	10,645,152.08%	61,870,389	240	25,779,228.75%
Common Wheat (PM)	3,840	12,007	-68.02%	34,610	118,257	-70.73%
Early Rice (RI)	1,120,844	34	3,296,500.00%	2,453,339	56	4,380,862.50%
Rapeseed Meal (RM)	99,214,541		-	387,298,942		-
Rapeseed Oil (RO)		4,211,537	-100.00%	8,492,525	47,038,766	-81.95%
Rapeseed (RS)	59,538		-	12,686,832		-
Sugar (SR)	52,352,370	256,995,927	-79.63%	549,232,356	1,073,094,012	-48.82%
PTA	51,929,349	145,445,886	-64.30%	522,815,858	612,379,067	-14.63%
Strong Gluten Wheat (WH)	2,164,227	2,875	75,177.46%	9,929,516	3,499	283,681.54%
Strong Gluten Wheat (WS)		10,957,812	-100.00%	5,266,894	104,607,779	-94.97%
Hard White Wheat (WT)		9,439	-100.00%		436,000	-100.00%
Total	312,814,677	466,700,140	-32.97%	2,659,766,461	2,265,441,548	17.41%

Note: 1. Turnover in 10,000 Yuan; 2. Turnover includes buying and selling volume; 3. EFPs included.

Open Interest

	Aug -13	Aug -12	Change%	Jul -13	Change%
Cotton No.1 (CF)	103,122	358,504	-71.24%	122,398	-15.75%
Early Rice (ER)		69,818	-100.00%		0.00%
Glass (FG)	861,116		-	572,084	50.52%
Methanol (ME)	4,652	29,766	-84.37%	6,698	-30.55%
Rapeseed Oil (OI)	218,552	0	-	190,482	14.74%
Common Wheat (PM)	134	600	-77.67%	188	-28.72%
Early Rice (RI)	24,174	2	1,208,600.00%	15,842	52.59%
Rapeseed Meal (RM)	1,527,966		-	1,306,082	16.99%
Rapeseed Oil (RO)		198,686	-100.00%		0.00%
Rapeseed (RS)	658		-	9,232	-92.87%

Sugar (SR)	878,636	922,080	-4.71%	879,804	-0.13%
PTA	478,718	674,586	-29.04%	617,784	-22.51%
Strong Gluten Wheat (WH)	97,090	446	21,669.06%	95,352	1.82%
Strong Gluten Wheat (WS)		660,384	-100.00%		0.00%
Hard White Wheat (WT)		1,140	-100.00%		0.00%
Total	4,194,818	2,916,012	43.85%	3,815,946	9.93%

Note: 1. Unit: Trading volume in contract; 2. Trading volume includes buying and selling volume; 3. Contract size: 10 tons(WT & ER & SR & RS & RM), 5 tons(CF & TA & RO), 50 tons(ME & PM), 20 tons (RI & WH & FG); 4. EFPs included.

Physical Delivery

	Aug 2013	Aug 2013	Aug 2012	Aug 2012	Jan'- Aug'	Jan'- Aug'
	Delivery Volume	EFPs	Delivery Volume	EFPs	2013	2012
CF					8,040	29,384
ER					2,245	2,723
FG		0			1,720	
ME		0		0	1,665	591
OI						
PM					0	
RI						
RM		0			724	
RO					11,243	2,498
RS		0				
SR					3,875	6,589
TA	581	0	1,722	0	25,749	47,573
WH					262	
WS					22,666	13,947
WT						1,435
Total	581	0	1,722	0	78,189	104,740

Note: 1. Unit: Trading volume in contract; 2. Trading volume includes buying and selling volume; 3. Contract size: 10 tons(WT & ER & SR & RS & RM), 5 tons(CF & TA & RO), 50 tons(ME & PM), 20 tons (RI & WH & FG); 4. EFPs included.

IV List of Quotations

Contract	Open	High	Low	Close	Month-end O.I	Change	Month-end Settlement	Volume	Turnover
CF309	20,905	21,650	20,560	21,300	5,312	-5,486	21,040	11,266	11.83
CF311	20,075	20,665	19,865	20,055	5,210	-376	20,040	1,998	1.998
CF401	19,840	20,510	19,705	19,860	58,294	-14,788	19,865	435,854	432.009
CF403	19,255	20,250	19,180	19,350	234	26	19,350	438	0.424

CF405	18,570	19,280	18,400	18,600	33,436	850	18,605	204,178	190.846
CF407	18,215	18,625	18,200	18,410	636	498	18,415	1,198	1.104
Subtotal					103,122			654,932	638.212
FG308	0	0	0	0	0	0	1,373	0	0
FG309	1,355	1,383	1,200	1,229	2,192	-38,198	1,220	93,590	25.26
FG310	1,357	1,403	1,233	1,249	162	118	1,251	416	0.111
FG311	1,352	1,399	1,243	1,262	202	178	1,262	436	0.116
FG312	1,366	1,447	1,352	1,370	226	72	1,374	3,084	0.867
FG401	1,368	1,455	1,362	1,373	695,016	206,468	1,379	24,841,120	7,025.62
FG402	1,373	1,459	1,367	1,385	1,354	1,192	1,390	4,338	1.235
FG403	1,394	1,467	1,387	1,406	580	440	1,406	1,452	0.418
FG404	1,395	1,463	1,388	1,402	206	-106	1,402	844	0.239
FG405	1,405	1,490	1,402	1,409	160,814	118,640	1,416	772,614	224.022
FG406	1,420	1,511	1,419	1,436	358	224	1,447	1,776	0.524
FG407	1,426	1,503	1,425	1,452	6	4	1,452	64	0.019
FG408	1,520	1,520	1,431	1,432	0	0	1,447	56	0.016
Subtotal					861,116			25,719,790	7,278.45
ME308	0	0	0	0	0	-2	2,680	2	0.003
ME309	2,778	2,887	2,625	2,641	900	-5,288	2,670	35,674	49.427
ME310	2,852	2,852	2,792	2,830	2	-2	2,827	12	0.017
ME311	2,822	2,828	2,822	2,828	0	0	2,814	4	0.006
ME312	0	0	0	0	0	0	2,848	0	0
ME401	2,777	2,920	2,734	2,806	3,654	3,222	2,803	52,822	75.255
ME402	2,817	2,951	2,817	2,951	2	0	2,856	4	0.006
ME403	0	0	0	0	0	0	2,936	0	0
ME404	2,895	2,895	2,810	2,810	2	2	2,810	8	0.011
ME405	2,773	2,915	2,760	2,846	92	22	2,838	524	0.749
ME406	2,951	2,951	2,948	2,948	0	0	2,895	4	0.006
ME407	0	0	0	0	0	0	2,917	0	0
ME408	0	0	0	0	0	0	2,925	0	0
Subtotal					4,652			89,054	125.479
OI309	8,038	8,664	7,812	7,828	10,114	-8,872	7,984	36,250	30.09
OI311	8,172	8,250	7,720	7,942	0	-2	7,832	34	0.027
OI401	7,574	7,900	7,320	7,646	146,426	15,310	7,644	2,954,828	2,259.58
OI403	7,564	7,978	7,564	7,710	16	10	7,708	84	0.065
OI405	7,522	7,864	7,304	7,616	61,992	21,624	7,610	347,702	265.097
OI407	7,294	7,436	7,294	7,352	4	0	7,712	8	0.006
Subtotal					218,552			3,338,906	2,554.86
PM309	2,506	2,506	2,380	2,420	72	-56	2,437	128	0.155
PM311	2,461	2,552	2,435	2,495	6	0	2,495	34	0.042
PM401	2,500	2,556	2,442	2,514	40	-4	2,489	112	0.141

PM403	2,447	2,512	2,447	2,512	2	0	2,519	4	0.005
PM405	2,590	2,595	2,496	2,574	14	6	2,574	32	0.041
PM407	0	0	0	0	0	0	2,549	0	0
Subtotal					134			310	0.384
RI309	2,576	2,585	2,401	2,403	2,452	-2,440	2,403	5,260	2.647
RI311	2,634	2,641	2,413	2,420	8	0	2,417	204	0.104
RI401	2,536	2,550	2,443	2,486	18,854	10,206	2,488	205,818	102.678
RI403	2,498	2,605	2,461	2,485	4	2	2,485	14	0.007
RI405	2,531	2,559	2,447	2,508	2,842	558	2,508	13,300	6.646
RI407	2,540	2,558	2,540	2,558	14	6	2,558	6	0.003
Subtotal					24,174			224,602	112.084
RM308	0	0	0	0	0	0	3,139	0	0
RM309	2,896	3,251	2,877	3,251	3,692	-107,526	3,241	2,262,784	667.277
RM311	2,562	2,806	2,404	2,796	245,206	237,082	2,768	4,722,800	1,253.06
RM401	2,214	2,550	2,200	2,433	817,358	-7,086	2,433	29,377,282	6,936.93
RM403	2,220	2,547	2,217	2,433	374	-16	2,439	3,554	0.838
RM405	2,272	2,591	2,259	2,490	459,500	98,626	2,486	4,369,654	1,059.88
RM407	2,244	2,550	2,234	2,450	1,512	480	2,447	12,836	3.031
RM408	2,361	2,553	2,360	2,456	324	324	2,455	1,814	0.445
Subtotal					1,527,966			40,750,724	9,921.45
RS308	0	0	0	0	0	0	5,175	0	0
RS309	5,127	5,314	4,969	5,133	600	-8,564	5,116	11,172	5.846
RS311	5,100	5,213	4,982	5,160	54	-8	5,143	142	0.073
RS407	4,877	5,184	4,759	5,120	4	-2	5,067	54	0.027
RS408	4,808	5,290	4,808	5,290	0	0	5,049	16	0.008
Subtotal					658			11,384	5.954
SR309	5,210	5,334	5,199	5,305	8,488	-156,186	5,320	199,606	105.228
SR311	5,128	5,289	5,094	5,210	3,988	1,778	5,219	5,738	3.009
SR401	4,897	5,110	4,896	4,996	603,390	79,712	5,010	9,160,954	4,591.48
SR403	4,898	5,090	4,841	5,020	182	86	4,982	542	0.269
SR405	4,839	5,015	4,836	4,921	209,808	55,922	4,936	980,440	483.96
SR407	4,878	5,017	4,863	4,951	100	-6	4,950	228	0.113
SR409	4,878	5,045	4,857	4,956	49,704	14,834	4,966	96,392	47.899
SR411	4,887	5,037	4,887	4,985	14	-2	4,985	106	0.053
SR501	4,875	5,025	4,875	4,939	2,962	2,694	4,949	6,508	3.227
Subtotal					878,636			10,450,514	5,235.24
TA308	7,844	7,844	7,780	7,796	0	-1,694	7,800	1,112	0.434
TA309	7,940	7,960	7,688	7,732	36,256	-129,300	7,756	253,488	99.519
TA310	7,940	8,032	7,718	7,912	256	166	7,886	1,170	0.463
TA311	7,906	8,108	7,862	7,924	176	44	7,916	218	0.086
TA312	8,000	8,140	7,862	7,934	102	-4	7,928	204	0.081

TA401	7,908	8,230	7,826	8,028	407,226	-35,690	8,010	12,560,860	5,028.83
TA402	7,990	8,138	7,854	8,012	90	14	8,012	258	0.103
TA403	7,818	8,060	7,818	8,060	2	0	8,034	12	0.005
TA404	7,988	8,182	7,864	7,958	34	6	7,960	46	0.018
TA405	7,796	8,216	7,784	8,018	34,566	27,398	7,998	158,710	63.386
TA406	7,906	8,010	7,872	8,010	8	-4	7,984	14	0.006
TA407	7,780	7,780	7,780	7,780	2	-2	7,954	2	0.001
TA408	7,844	8,070	7,844	8,070	0	0	8,034	8	0.003
Subtotal					478,718			12,976,102	5,192.94
WH309	2,667	2,698	2,626	2,686	5,192	-6,568	2,678	14,046	7.494
WH311	2,713	2,730	2,688	2,710	498	36	2,715	514	0.279
WH401	2,728	2,752	2,691	2,742	77,202	4,554	2,735	350,692	191.135
WH403	2,730	2,765	2,713	2,743	4	2	2,748	34	0.019
WH405	2,758	2,771	2,715	2,749	14,192	3,714	2,744	31,862	17.487
WH407	2,744	2,791	2,732	2,760	2	0	2,746	16	0.009
Subtotal					97,090			397,164	216.423
Total					4,194,818			94,613,482	31,281.47

Note: 1. Price: Yuan/Ton ; 2 .Trading volume and month-end open interest in contract ; 3. Turnover :10,000 Yuan ; 4. Trading volume、turnover and Month-end open interest include buying and selling volume; 5. EFPs not included.

V Daily Settlement Price by Contracts

Cotton No. 1								
Date	309	311	401	403	405	407	Vol.	O. I.
2013-8-1	20810	20050	19825	19245	18500	18265	24508	119220
2013-8-2	20690	20070	19825	19265	18565	18320	24504	116184
2013-8-5	20635	20080	19820	19340	18680	18465	28192	115960
2013-8-6	20765	20050	19820	19365	18715	18485	15766	115784
2013-8-7	20815	20015	19785	19315	18675	18480	22364	115928
2013-8-8	20930	20080	19810	19330	18730	18495	33038	119226
2013-8-9	20900	20070	19785	19390	18710	18475	31428	116592
2013-8-12	20975	19995	19740	19295	18585	18300	24164	118622
2013-8-13	21020	20015	19790	19380	18690	18440	30254	120598
2013-8-14	21265	20085	19865	19470	18815	18500	39646	119198
2013-8-15	21490	20050	19785	19550	18810	18335	26494	122284
2013-8-16	21180	20060	19785	19450	18805	18460	35516	126836
2013-8-19	20980	20075	19825	19480	18840	18530	25538	129194
2013-8-20	20985	20090	19830	19485	18815	18460	22912	126096
2013-8-21	20980	20020	19760	19405	18710	18415	46124	118526
2013-8-22	21000	20020	19745	19315	18570	18340	37772	118330
2013-8-23	20995	20000	19765	19225	18535	18265	20452	114274

2013-8-26	20995	19930	19910	19420	18745	18455	73746	108786
2013-8-27	20995	20015	19900	19450	18775	18455	24018	111084
2013-8-28	21000	19995	19910	19450	18775	18485	26876	107062
2013-8-29	20995	20035	19890	19375	18655	18410	30460	104922
2013-8-30	21040	20040	19865	19350	18605	18415	11160	103122

Strong Gluten Wheat

Date	309	311	401	403	405	407	Vol.	O. I.
2013-8-1	2658	2709	2725	2737	2757	2778	17876	93684
2013-8-2	2656	2709	2730	2738	2760	2778	16076	92960
2013-8-5	2655	2709	2733	2738	2761	2778	12890	92096
2013-8-6	2635	2692	2716	2738	2743	2777	32170	99140
2013-8-7	2648	2696	2716	2738	2742	2777	12796	101024
2013-8-8	2669	2709	2729	2743	2753	2777	25296	97004
2013-8-9	2693	2721	2732	2740	2755	2768	11898	95352
2013-8-12	2691	2721	2736	2755	2757	2768	12048	93486
2013-8-13	2687	2717	2726	2748	2742	2768	22780	94784
2013-8-14	2678	2718	2708	2718	2734	2754	31748	97528
2013-8-15	2680	2718	2715	2724	2734	2754	39100	101778
2013-8-16	2680	2718	2720	2724	2736	2754	15610	99822
2013-8-19	2687	2717	2724	2730	2739	2754	18190	99628
2013-8-20	2680	2717	2721	2730	2736	2754	13010	98768
2013-8-21	2675	2717	2727	2734	2740	2754	11610	97846
2013-8-22	2678	2717	2724	2734	2739	2754	6120	97442
2013-8-23	2679	2717	2724	2734	2737	2752	5806	96546
2013-8-26	2679	2717	2734	2744	2746	2752	29304	92488
2013-8-27	2691	2710	2743	2746	2753	2760	18236	93772
2013-8-28	2692	2712	2741	2746	2752	2760	10496	92292
2013-8-29	2683	2712	2728	2743	2741	2746	14598	92020
2013-8-30	2678	2715	2735	2748	2744	2746	19506	97090

Common Wheat

Date	309	311	401	403	405	407	Vol.	O. I.
2013-8-1	2505	2521	2500	2569	2590	2549	12	182
2013-8-2	2505	2521	2495	2564	2595	2549	4	182
2013-8-5	2503	2521	2527	2597	2535	2549	40	180
2013-8-6	2503	2521	2510	2597	2535	2549	0	180
2013-8-7	2500	2521	2510	2597	2528	2549	2	180
2013-8-8	2500	2521	2515	2602	2528	2549	6	182
2013-8-9	2500	2521	2508	2595	2567	2549	8	182
2013-8-12	2500	2459	2530	2618	2569	2549	26	190
2013-8-13	2500	2490	2535	2623	2531	2549	10	182
2013-8-14	2500	2541	2523	2611	2531	2549	34	176

2013-8-15	2499	2541	2457	2543	2531	2549	4	178
2013-8-16	2460	2541	2483	2480	2574	2549	22	178
2013-8-19	2460	2534	2483	2480	2566	2549	0	178
2013-8-20	2460	2534	2514	2511	2559	2549	2	176
2013-8-21	2460	2534	2514	2511	2559	2549	0	176
2013-8-22	2460	2534	2514	2511	2559	2549	0	176
2013-8-23	2460	2534	2514	2511	2573	2549	2	178
2013-8-26	2404	2520	2514	2497	2573	2549	108	126
2013-8-27	2404	2520	2514	2497	2574	2549	4	130
2013-8-28	2449	2520	2514	2544	2574	2549	8	132
2013-8-29	2449	2520	2514	2544	2574	2549	0	132
2013-8-30	2437	2495	2489	2519	2574	2549	18	134

White Sugar

Date	309	311	401	403	405	407	409	411	501	Vol.	O. I.
2013-8-1	5216	5137	4931	4903	4858	4880	4882	4890	4908	512570	883616
2013-8-2	5219	5127	4929	4880	4852	4866	4878	4892	4902	381428	857950
2013-8-5	5235	5158	4957	4918	4880	4902	4907	4924	4930	420022	865226
2013-8-6	5232	5131	4941	4918	4863	4886	4890	4901	4913	247724	861538
2013-8-7	5229	5122	4925	4916	4847	4862	4869	4891	4898	261594	831874
2013-8-8	5243	5139	4960	4921	4877	4889	4901	4919	4916	436702	830578
2013-8-9	5253	5146	4973	4932	4880	4904	4904	4909	4906	330216	813934
2013-8-12	5281	5192	5024	5002	4929	4948	4948	4973	4929	488228	803118
2013-8-13	5310	5224	5060	5016	4965	4979	4990	4996	4959	418778	809160
2013-8-14	5310	5230	5054	5009	4952	4984	4980	4976	4955	323416	787182
2013-8-15	5311	5233	5063	5037	4960	4975	4996	5007	4983	369582	785612
2013-8-16	5326	5252	5092	5069	5001	5015	5027	5032	5000	558492	798644
2013-8-19	5303	5253	5055	5026	4968	4997	4998	5000	4978	453844	809422
2013-8-20	5299	5226	5016	4998	4936	4960	4968	4976	4959	398486	815960
2013-8-21	5299	5265	5026	5021	4945	4957	4974	4976	4969	418538	808442
2013-8-22	5284	5249	4981	4970	4905	4910	4948	4956	4947	378072	815166
2013-8-23	5271	5215	4950	4938	4875	4885	4912	4933	4938	346630	826626
2013-8-26	5297	5267	5020	5003	4944	4971	4980	4991	5003	903192	893132
2013-8-27	5300	5246	5033	5004	4958	4986	4987	4998	4987	434870	883830
2013-8-28	5310	5268	5053	5008	4975	5013	5007	5023	4987	846820	883572
2013-8-29	5312	5252	5045	5017	4969	4999	4992	5004	4972	920682	894132
2013-8-30	5320	5219	5010	4982	4936	4950	4966	4985	4949	600628	878636

Rapeseed Oil

Date	309	311	401	403	405	407	Vol.	O. I.
2013-8-1	8026	8090	7534	7602	7506	7548	122766	195106
2013-8-2	8050	8036	7568	7632	7526	7548	86658	188980
2013-8-5	8046	8076	7558	7632	7512	7548	51720	190408

2013-8-6	8062	8076	7564	7616	7528	7548	50962	192562
2013-8-7	8002	7968	7400	7420	7386	7362	221228	221034
2013-8-8	8158	7968	7370	7434	7350	7362	149326	213368
2013-8-9	8404	7980	7516	7508	7456	7362	272588	205228
2013-8-12	8448	7950	7528	7592	7456	7410	178556	211498
2013-8-13	8602	8024	7698	7768	7632	7586	246332	200896
2013-8-14	8524	8024	7696	7748	7638	7586	186588	216182
2013-8-15	8494	8024	7710	7748	7642	7588	155706	213490
2013-8-16	8494	8024	7792	7890	7730	7606	136726	205158
2013-8-19	8432	8024	7808	7874	7748	7640	94220	204784
2013-8-20	8352	8024	7752	7788	7706	7640	119822	208234
2013-8-21	8286	8024	7706	7770	7672	7640	97320	217424
2013-8-22	8182	8024	7636	7698	7622	7640	169040	238612
2013-8-23	8172	8014	7580	7662	7568	7640	137334	240944
2013-8-26	8296	7884	7828	7892	7818	7892	297778	226988
2013-8-27	8284	8200	7824	7884	7800	7892	174652	218444
2013-8-28	8282	8198	7800	7886	7766	7816	123524	224480
2013-8-29	8094	8012	7698	7758	7674	7712	164636	219242
2013-8-30	7984	7832	7644	7708	7610	7712	101424	218552

Rapeseed							
Date	308	309	311	407	408	Vol.	O. I.
2013-8-1	5175	5122	5100	4990		106	9226
2013-8-2	5175	5123	5100	4990		88	9196
2013-8-5	5175	5131	5100	4990		72	9192
2013-8-6	5175	5140	5052	4943		160	9110
2013-8-7	5175	5154	5056	4943		550	9030
2013-8-8	5175	5174	5073	4943		794	8892
2013-8-9	5175	5202	5086	4798		320	8690
2013-8-12	5175	5214	5100	4848		626	8096
2013-8-13	5175	5299	5136	4989		176	7966
2013-8-14	5175	5237	5124	5102		50	7930
2013-8-15		5200	5106	5102	5102	30	7916
2013-8-16		5165	5095	5102	5102	1062	6926
2013-8-19		5149	5099	5102	5049	6470	752
2013-8-20		5116	5097	5102	5049	74	696
2013-8-21		5101	5095	5102	5049	284	686
2013-8-22		5129	5103	5102	5049	40	680
2013-8-23		5104	5129	5102	5049	34	676
2013-8-26		5073	5135	5067	5049	58	666
2013-8-27		5087	5143	5067	5049	94	662
2013-8-28		5108	5143	5067	5049	50	658

2013-8-29		5134	5143	5067	5049	202	658
2013-8-30		5116	5143	5067	5049	44	658

Rapeseed Meal

Date	308	309	311	401	403	405	407	408	Vol.	O. I.
2013-8-1	3139	2893	2543	2223	2227	2290	2251		951442	1323700
2013-8-2	3139	2916	2577	2224	2228	2289	2251		1003192	1328508
2013-8-5	3139	2930	2606	2256	2261	2307	2259		2758996	1524388
2013-8-6	3139	2923	2530	2248	2252	2307	2260		1738550	1582026
2013-8-7	3139	2927	2447	2222	2229	2281	2248		1822330	1610958
2013-8-8	3139	2924	2425	2224	2230	2281	2253		1520724	1535970
2013-8-9	3139	2942	2455	2242	2247	2301	2270		1232694	1548364
2013-8-12	3139	3000	2480	2247	2249	2304	2267		1147634	1563774
2013-8-13	3139	3067	2528	2302	2300	2357	2318		1480338	1494760
2013-8-14	3139	3074	2500	2319	2318	2372	2336		1965856	1577848
2013-8-15		3101	2515	2358	2356	2426	2383	2390	2797182	1634276
2013-8-16		3148	2574	2385	2398	2446	2412	2403	2285134	1590366
2013-8-19		3145	2622	2391	2386	2447	2411	2409	1829316	1585446
2013-8-20		3156	2681	2393	2396	2444	2410	2410	2471688	1595994
2013-8-21		3162	2680	2392	2396	2441	2403	2409	2130604	1654744
2013-8-22		3123	2670	2408	2404	2461	2426	2423	2426534	1680916
2013-8-23		3142	2673	2417	2417	2467	2430	2433	1575764	1648286
2013-8-26		3185	2758	2510	2511	2560	2513	2519	1186658	1553052
2013-8-27		3203	2771	2534	2537	2578	2539	2542	1894086	1391804
2013-8-28		3229	2774	2520	2514	2573	2521	2535	1686490	1399890
2013-8-29		3234	2739	2464	2466	2518	2480	2489	2410088	1382380
2013-8-30		3241	2768	2433	2439	2486	2447	2455	2435424	1527966

Early Rice

Date	309	311	401	403	405	407	Vol.	O. I.
2013-8-1	2570	2634	2528	2530	2526	2533	3214	16372
2013-8-2	2541	2614	2490	2530	2493	2533	22728	23680
2013-8-5	2514	2573	2475	2530	2479	2533	12592	22598
2013-8-6	2506	2557	2481	2530	2479	2533	6314	22544
2013-8-7	2496	2492	2470	2530	2469	2525	5590	22454
2013-8-8	2490	2501	2456	2521	2457	2523	9668	22294
2013-8-9	2505	2501	2473	2521	2473	2523	9160	22190
2013-8-12	2509	2539	2478	2521	2481	2523	8372	21996
2013-8-13	2524	2615	2496	2521	2497	2523	10228	21886
2013-8-14	2538	2569	2505	2521	2504	2523	9682	21828
2013-8-15	2522	2542	2501	2521	2501	2523	4458	22122
2013-8-16	2524	2542	2503	2605	2506	2523	6470	22210

2013-8-19	2516	2533	2505	2509	2504	2523	6874	22206
2013-8-20	2502	2514	2487	2511	2493	2523	10268	23760
2013-8-21	2492	2484	2479	2461	2481	2540	7012	25560
2013-8-22	2496	2460	2486	2473	2488	2540	14090	25656
2013-8-23	2470	2460	2479	2461	2484	2539	6360	25036
2013-8-26	2458	2486	2503	2498	2506	2539	19720	26590
2013-8-27	2418	2486	2508	2503	2514	2539	10036	26646
2013-8-28	2422	2490	2528	2503	2536	2539	27812	23550
2013-8-29	2404	2437	2496	2503	2512	2539	9598	23614
2013-8-30	2403	2417	2488	2485	2508	2558	4356	24174

PTA															
Date	308	309	310	311	312	401	402	403	404	405	406	407	408	Vol.	O. I.
2013-8-1	7840	7928	7922	7906	7938	7930	7914	7840	7866	7822	7796	7780		694286	602282
2013-8-2	7844	7910	7922	7908	7988	7970	7918	7866	7904	7878	7834	7780		477316	621128
2013-8-5	7842	7900	7950	7972	8002	7992	7990	7916	7970	7902	7900	7816		493748	637700
2013-8-6	7842	7902	7950	7976	8002	7994	7986	7922	7970	7908	7892	7822		386878	626672
2013-8-7	7834	7890	7930	7944	7970	7974	7950	7974	7968	7888	7892	7822		367184	593620
2013-8-8	7826	7866	7930	7944	7970	7988	7990	7972	7968	7902	7892	7822		514240	574536
2013-8-9	7818	7856	7910	7944	8040	8000	7968	7936	7968	7906	7892	7822		940054	626330
2013-8-12	7814	7846	7910	7944	7964	7978	7970	7936	7940	7900	7884	7822		573644	631838
2013-8-13	7790	7842	7946	8014	8050	8056	8072	8018	8046	7978	7988	7900		1043026	670420
2013-8-14	7800	7826	7940	8002	7998	8042	8014	8018	8030	7984	7980	7906		564066	586194
2013-8-15		7822	7940	8002	8000	8046	8022	8018	8030	7992	7980	7906	7906	325064	572618
2013-8-16		7812	7944	8002	8000	8054	8058	8018	8040	8010	7980	7928	7994	586214	594058
2013-8-19		7816	7928	7968	7988	8062	8072	8018	8040	8034	7982	7942	7994	538250	615398
2013-8-20		7742	7794	7890	7866	7942	7892	7908	7992	7958	7890	7908	7940	597834	526060
2013-8-21		7710	7794	7864	7834	7890	7866	7908	7864	7868	7872	7870	7908	345164	512114
2013-8-22		7714	7798	7864	7848	7880	7870	7908	7864	7856	7870	7870	7908	351360	498540
2013-8-23		7726	7798	7860	7870	7892	7868	7890	7886	7866	7842	7870	7904	296544	481852
2013-8-26		7758	7846	7862	7942	7976	7982	7992	7956	7946	7926	7888	7904	539132	474110
2013-8-27		7764	7862	7910	7958	8000	7984	8008	7988	7972	7954	7914	7930	417362	477504
2013-8-28		7820	7972	8036	8070	8112	8050	8060	8182	8104	7954	7914	8070	1702698	540938
2013-8-29		7734	7826	7902	7930	7990	8008	8034	8032	7982	7962	7926	8034	595806	471382
2013-8-30		7756	7886	7916	7928	8010	8012	8034	7960	7998	7984	7954	8034	626232	478718

Methanol															
Date	308	309	310	311	312	401	402	403	404	405	406	407	408	Vol.	O. I.
2013-8-1	2680	2762	2798	2796	2825	2768	2851	2841	2852	2777	2771	2771		3590	6532
2013-8-2	2680	2761	2797	2795	2824	2771	2854	2844	2855	2773	2767	2767		4666	6722
2013-8-5	2680	2760	2796	2794	2823	2772	2808	2845	2856	2780	2774	2774		1688	6666
2013-8-6	2680	2782	2818	2822	2851	2783	2819	2856	2867	2786	2780	2780		7436	7498

2013-8-7	2680	2738	2773	2777	2806	2760	2796	2832	2843	2760	2754	2754		3792	7006
2013-8-8	2680	2734	2769	2773	2802	2753	2796	2825	2836	2783	2777	2777		3622	6832
2013-8-9	2680	2753	2788	2792	2821	2768	2796	2840	2851	2776	2770	2770		2704	6280
2013-8-12	2680	2772	2788	2811	2840	2787	2796	2859	2871	2805	2799	2799		1962	6104
2013-8-13	2680	2783	2799	2822	2851	2808	2796	2881	2893	2808	2802	2802		2344	6120
2013-8-14	2680	2782	2798	2821	2850	2818	2817	2903	2915	2817	2811	2811		2032	6088
2013-8-15		2797	2835	2828	2857	2849	2848	2935	2947	2843	2837	2837	2837	4232	6534
2013-8-16		2852	2891	2884	2913	2903	2951	3041	3054	2891	2950	2950	2950	7932	6028
2013-8-19		2850	2890	2882	2911	2908	2948	3046	3059	2910	2969	2969	2969	3094	5840
2013-8-20		2792	2831	2823	2852	2865	2904	3001	3014	2872	2930	2930	2930	4286	4824
2013-8-21		2770	2831	2801	2830	2843	2882	2978	2991	2853	2911	2911	2911	3932	5106
2013-8-22		2753	2814	2784	2813	2843	2882	2978	2991	2851	2909	2909	2909	3382	5152
2013-8-23		2738	2792	2784	2813	2828	2882	2962	2975	2830	2888	2909	2888	2190	4938
2013-8-26		2743	2797	2784	2818	2843	2897	2978	2991	2853	2911	2933	2911	3848	4850
2013-8-27		2734	2788	2775	2809	2847	2901	2982	2995	2858	2916	2938	2916	4884	5304
2013-8-28		2722	2776	2763	2797	2866	2920	3002	3015	2875	2933	2955	2933	11222	5098
2013-8-29		2673	2830	2817	2851	2810	2863	2943	2895	2846	2903	2925	2933	3882	4860
2013-8-30		2670	2827	2814	2848	2803	2856	2936	2810	2838	2895	2917	2925	2334	4652

Glass															
Date	308	309	310	311	312	401	402	403	404	405	406	407	408	Vol.	O. I.
2013-8-1	1373	1355	1354	1353	1370	1369	1373	1386	1395	1408	1422	1433		738538	547050
2013-8-2	1373	1356	1354	1355	1375	1374	1377	1393	1395	1412	1426	1433		688230	554342
2013-8-5	1373	1354	1358	1353	1374	1374	1377	1393	1395	1412	1426	1433		487368	558238
2013-8-6	1373	1347	1348	1349	1366	1368	1370	1389	1389	1405	1422	1433		684662	594464
2013-8-7	1373	1354	1357	1359	1384	1379	1384	1393	1403	1419	1431	1438		1080508	570012
2013-8-8	1373	1370	1366	1371	1394	1393	1391	1406	1412	1427	1444	1446		904504	599162
2013-8-9	1373	1370	1396	1370	1397	1399	1397	1410	1419	1431	1444	1446		750426	604968
2013-8-12	1373	1371	1380	1390	1414	1418	1417	1422	1436	1450	1463	1476		1244928	694400
2013-8-13	1373	1367	1382	1394	1428	1427	1421	1436	1453	1464	1479	1490		1329666	693182
2013-8-14	1373	1364	1379	1385	1421	1431	1430	1444	1456	1470	1484	1490		1337970	710440
2013-8-15		1342	1361	1382	1427	1425	1429	1429	1449	1463	1479	1489	1490	803998	720028
2013-8-16		1334	1356	1381	1420	1418	1421	1422	1442	1454	1470	1489	1485	1382370	692252
2013-8-19		1347	1356	1375	1443	1441	1446	1451	1465	1478	1491	1493	1486	1631926	814070
2013-8-20		1334	1351	1382	1431	1434	1431	1440	1444	1472	1482	1486	1486	1478744	747054
2013-8-21		1326	1359	1343	1416	1420	1424	1430	1438	1454	1474	1486	1486	966436	747968
2013-8-22		1324	1338	1343	1416	1419	1426	1429	1438	1454	1476	1486	1486	754152	761788
2013-8-23		1321	1333	1357	1416	1415	1426	1431	1435	1451	1473	1493	1478	1117940	751762
2013-8-26		1334	1335	1358	1428	1434	1444	1446	1455	1470	1495	1487	1480	1949122	935572
2013-8-27		1328	1335	1362	1429	1433	1441	1446	1455	1468	1493	1487	1480	964060	945408
2013-8-28		1301	1330	1342	1425	1435	1440	1453	1441	1468	1493	1487	1480	2500828	928248
2013-8-29		1258	1281	1294	1393	1394	1402	1408	1408	1428	1463	1457	1450	1836924	875512

2013-8-30		1220	1251	1262	1374	1379	1390	1406	1402	1416	1447	1452	1447	1086490	861116
-----------	--	------	------	------	------	------	------	------	------	------	------	------	------	---------	--------

Note: 1. Price: Yuan/Ton ; 2 .Trading volume and month-end open interest in contract ; 3. Trading volume and Month-end open interest include buying and selling volume; 4. EFPs included.

六、公告

ZCE's Announcement on Change of Name of Appointed Delivery Warehouse for Strong Gluten Wheat

(2013) No. 10

In accordance with ZCE's Letter NO.100, the appointed delivery warehouse of strong gluten wheat originally named "Qixian Direct Warehouse of Henan Branch under State Grains Reserve" is renamed to "Hebi Direct Warehouse of State Grains Reserve at Henan".

August 1, 2013

ZCE's Announcement on Appointing New Delivery Warehouse for PTA

(2013) NO. 11

ZCE has approved Port Administration Company of the Free Trade Zone of Zhangjiagang and Pinghu Huarui Storage Company Limited as appointed delivery warehouses for PTA through ZCE's Letter [2013] NO.107 and ZCE's Letter [2013] NO.108, respectively, issued on August 8, 2013. Upon prudent consideration, the appointed delivery warehouses for PTA mentioned above may conduct delivery business for PTA futures as of August 12, 2013. Profiles of the two units are as follows:

1. Port Administration Company of the Free Trade Zone of Zhangjiagang
Address: NO. 55 Nanjing Road, Logistic Park (West) of the Free Trade Zone of Zhangjiagang, Jiangsu
Post Code: 215634

Contact to: Qin Renfeng

Phone: 0512-58322602, 13601566013

Fax: 0512-58322602

2. Pinghu Huarui Storage Company Limited

Address: NO.88, Haitao Road, Dushangang Township, Pinghu

Post Code: 314203

Contact to: Ni Xuejun

Phone: 0573-85656921, 13511332030

Fax: 0573-85656928

August 8, 2013



郑州商品交易所

Zhengzhou Commodity Exchange

地址：郑州市未来路69号

网址：<http://www.czce.com.cn>