



Zhengzhou  
Commodity Exchange

*MONTHLY  
REPORT*

## Contents

<b>I</b>	<b>Market Summary.....</b>	<b>2</b>
<b>II</b>	<b>Price Charts of All Products.....</b>	<b>4</b>
<b>III</b>	<b>Trading Volume, Turnover, Open Interest and Physical Delivery .....</b>	<b>10</b>
<b>IV</b>	<b>List of Quotations.....</b>	<b>12</b>
<b>V</b>	<b>Daily Settlement Price by Contracts .....</b>	<b>15</b>
<b>VI</b>	<b>Announcements.....</b>	<b>21</b>

## **I Market Summary**

Strong Gluten Wheat Futures oscillated down. The dominant contract WH1401 fluctuated within 75 Yuan/ton between 2788 and 2863 Yuan/ton, and closed down 61 Yuan/ton or 2.14% at 2788 Yuan/ton from the price of the last month-end.

Cotton Futures oscillated lost early gains in the end. The dominant contract CF1405 fluctuated within 565 Yuan/ton between 18480 and 19045 Yuan/ton, and closed down 115 Yuan/ton or 0.61% at 18685 Yuan/ton from the price of the last month-end.

White Sugar Futures lost early gains in the end. The dominant contract SR1401 fluctuated within 161 Yuan/ton between 5119 and 5280 Yuan/ton, and closed up 105 Yuan/ton or 2.06% at 5194 Yuan/ton from the price of the last month-end.

PTA Futures oscillated down. The dominant contract TA1401 fluctuated within 366 Yuan/ton between 7464 and 7830 Yuan/ton, and closed down 256 Yuan/ton or 3.29% at 7518 Yuan/ton from the price of the last month-end.

Rapeseed Futures oscillated without certain direction. The dominant contract RS409 fluctuated within 158 Yuan/ton between 4892 and 5050 Yuan/ton, and closed down 47 Yuan/ton or 0.93% at 5023 Yuan/ton from the price of the last month-end.

Rapeseed Oil Futures lost early gains in the end. The dominant contract OI1405 fluctuated within 360 Yuan/ton between 7164 and 7524 Yuan/ton, and closed up 188 Yuan/ton or 2.6% at 7412 Yuan/ton from the price of the last month-end.

Rapeseed Meal Futures oscillated down. The dominant contract RM401 fluctuated within 213 Yuan/ton between 2343 and 2556 Yuan/ton, and closed down 109 Yuan/ton or 4.39% at 2374 Yuan/ton from the price of the last month-end.

Early Long-grain Non-glutinous Rice Futures lost early gains. The dominant contract RI401 fluctuated within 58 Yuan/ton between 2446 and 2504 Yuan/ton, and closed up 3 Yuan/ton or 0.12% at 2460 Yuan/ton from the price of the last month-end.

Methanol Futures regained early losses in the end. The dominant contract

ME401 fluctuated within 115 Yuan/ton between 2743 and 2858 Yuan/ton, and closed down 8 Yuan/ton or 0.28% at 2843 Yuan/ton from the price of the last month-end.

Glass Futures oscillated without obvious direction. The dominant contract FG405 fluctuated within 60 Yuan/ton between 1287 and 1347 Yuan/ton, and closed up 12 Yuan/ton or 0.19% at 1327 Yuan/ton from the price of the last month-end.

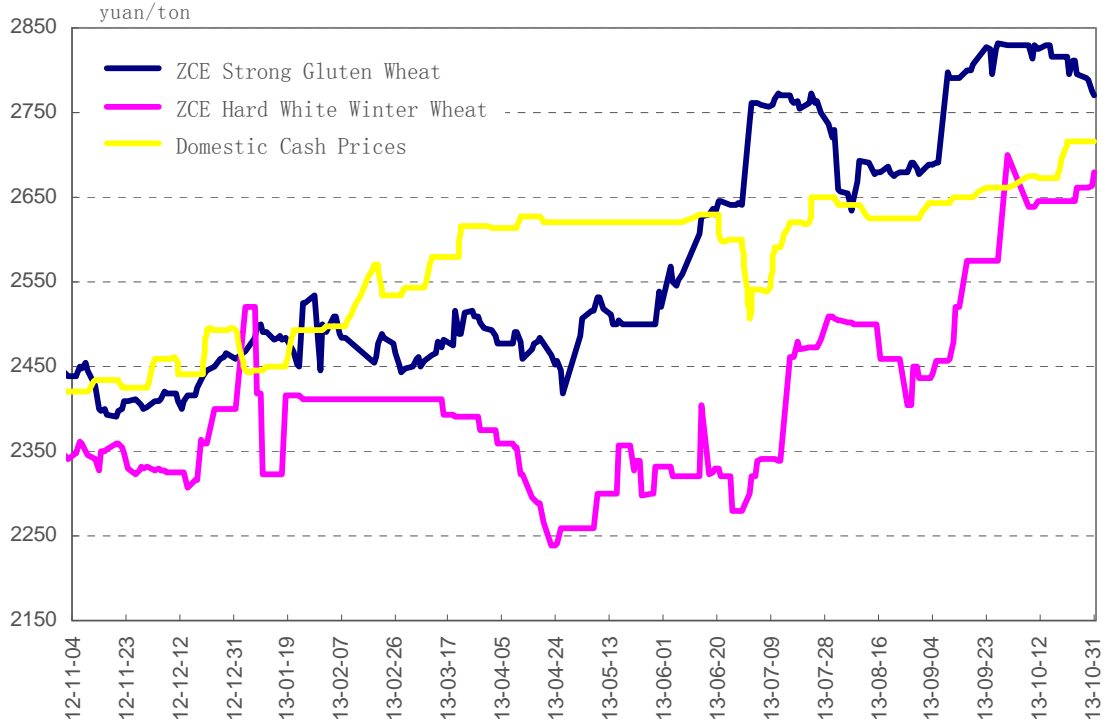
Thermal Coal Futures oscillated up. The dominant contract TC401 fluctuated within 29.4 Yuan/ton between 538.4 and 567.8 Yuan/ton, and closed up 0.2 Yuan/ton or 0.04% at 555.2 Yuan/ton from the price of the last month-end.

The total trading volume of ZCE in this month was 34724970 contracts, including 211 contracts of Common Wheat, 142015 contracts of Strong Gluten Wheat, 146440 contracts of Cotton, 3682488 contracts of White Sugar, 2305893 contracts of PTA, 86 contracts of Rapeseed, 1460329 contracts of Rapeseed Oil, 19526858 contracts of Rapeseed Meal, 51575 contracts of Early Long-grain Non-glutinous Rice, 18934 contracts of Methanol, 5862750 contracts of Glass Futures and 1527391 contracts of Thermal Coal Futures. The month-end open interest was 2207516 contracts in total, including 38 contracts of Common Wheat, 53741 contracts of Strong Gluten Wheat, 47276 contracts of Cotton, 355971 contracts of White Sugar, 339111 contracts of PTA, 14 contracts of Rapeseed, 133843 contracts of Rapeseed Oil, 738192 contracts of Rapeseed Meal, 13561 contracts of Early Long-grain Non-glutinous Rice, 1944 contracts of Methanol, 491732 contracts of Glass and 32093 contracts of Thermal Coal.

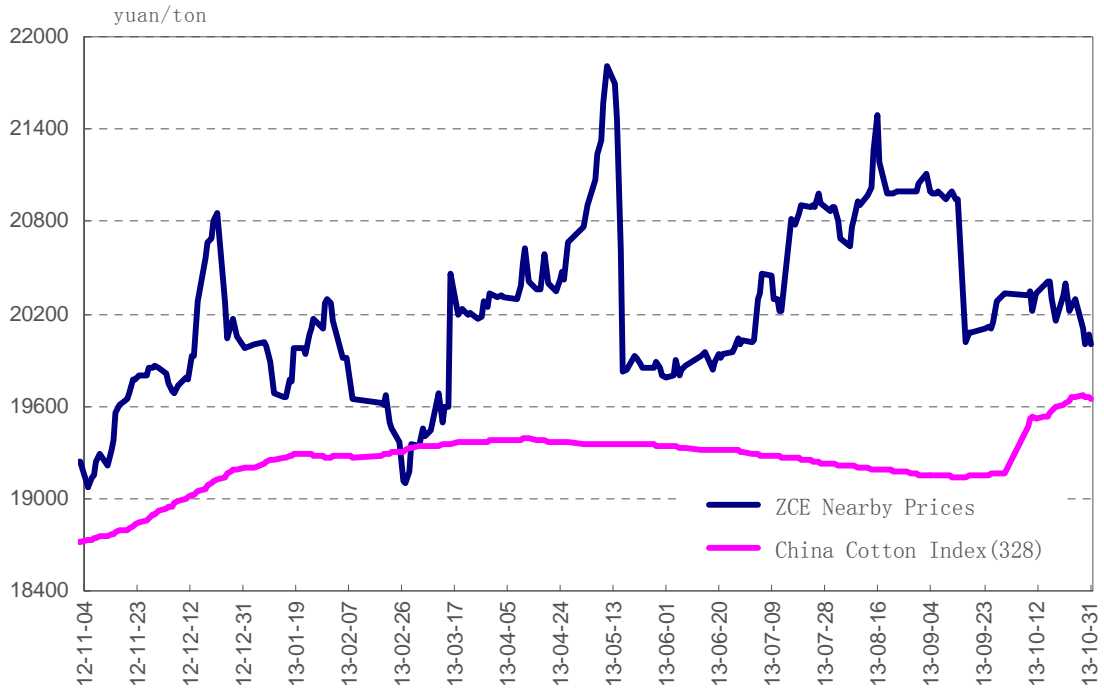
(Note: the trading volume and open interest are counted unilaterally)

## II Price Charts of All Products

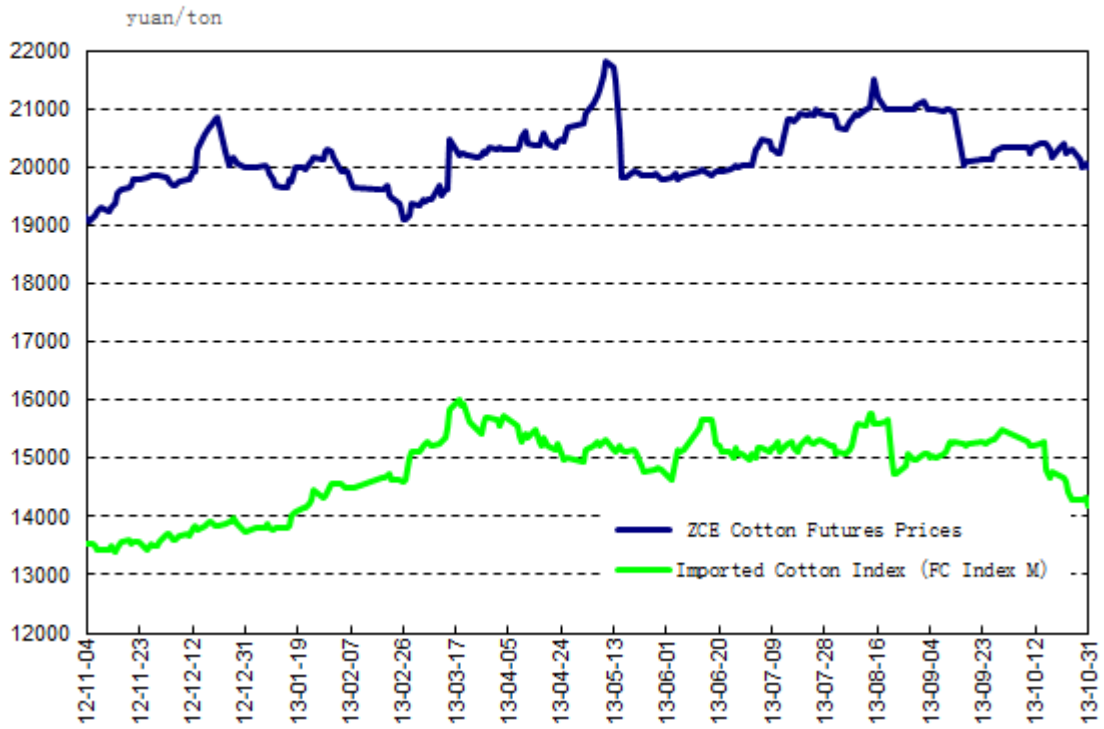
### ZCE Wheat Futures Prices vs Domestic Cash Prices Chart



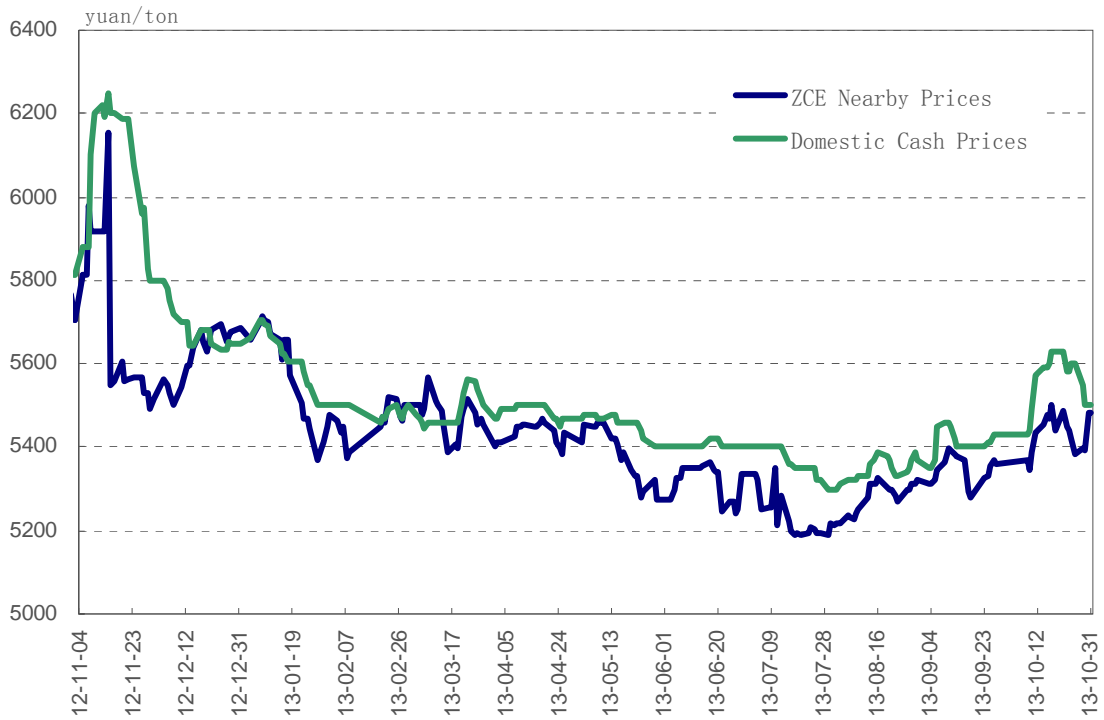
### ZCE Cotton Futures vs China Cotton Index Chart



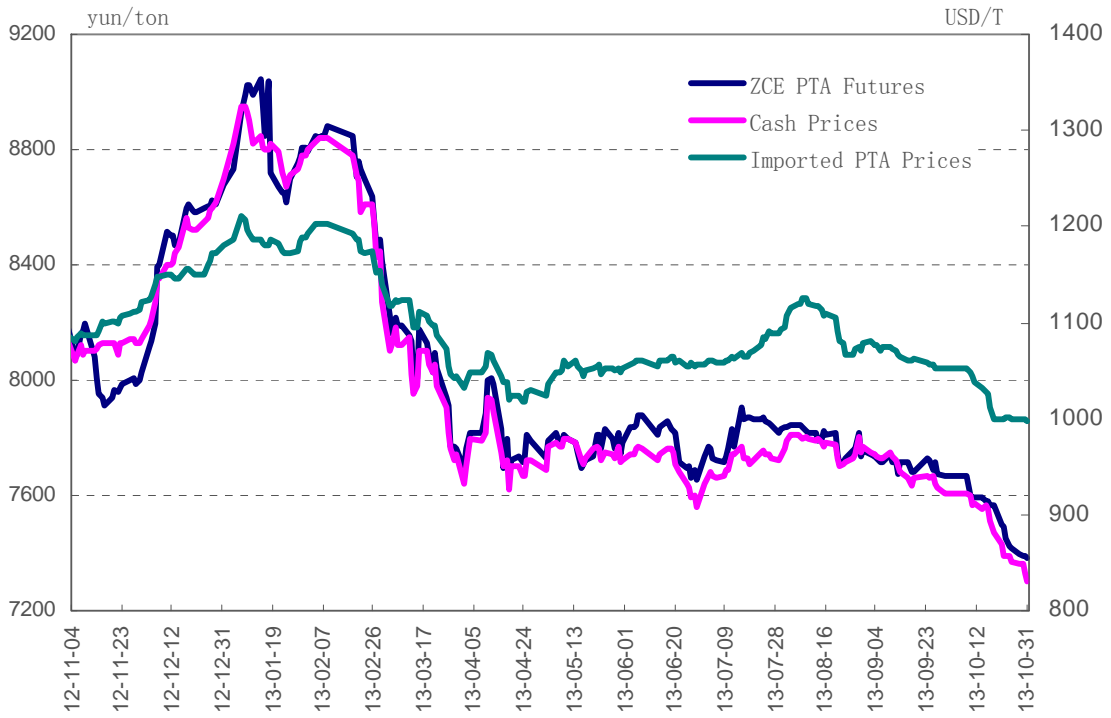
### ZCE Cotton Futures Prices vs Imported Cotton Prices



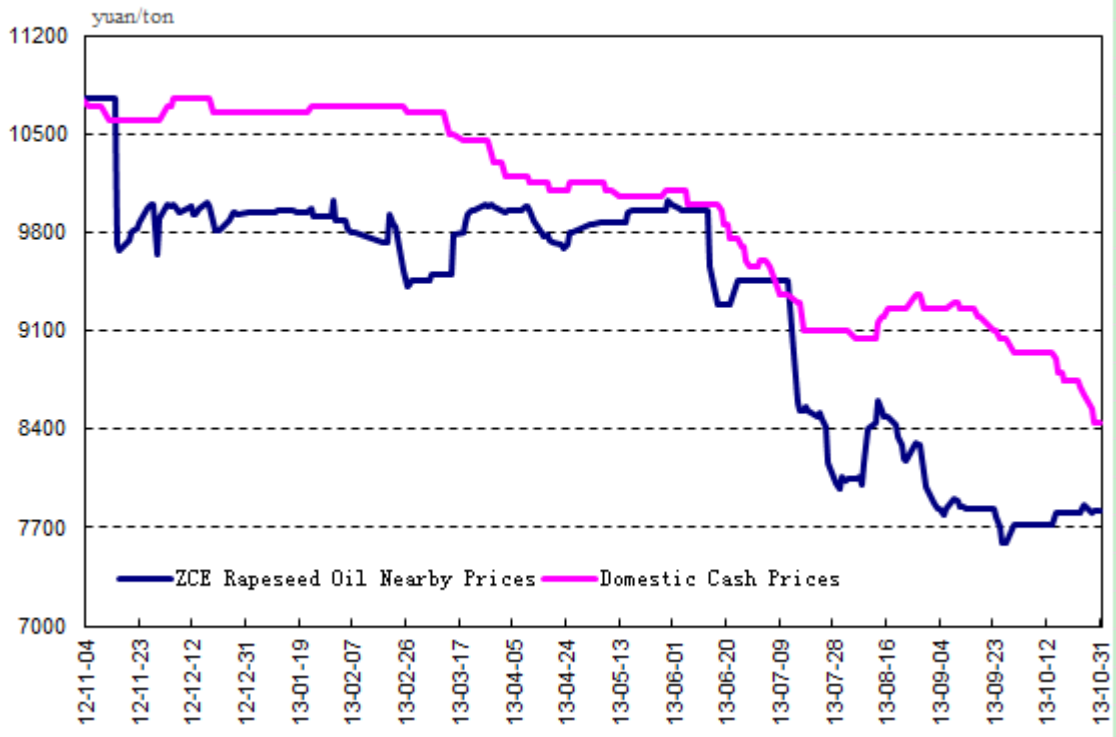
### ZCE Sugar Futures Prices vs Domestic Cash Prices Chart



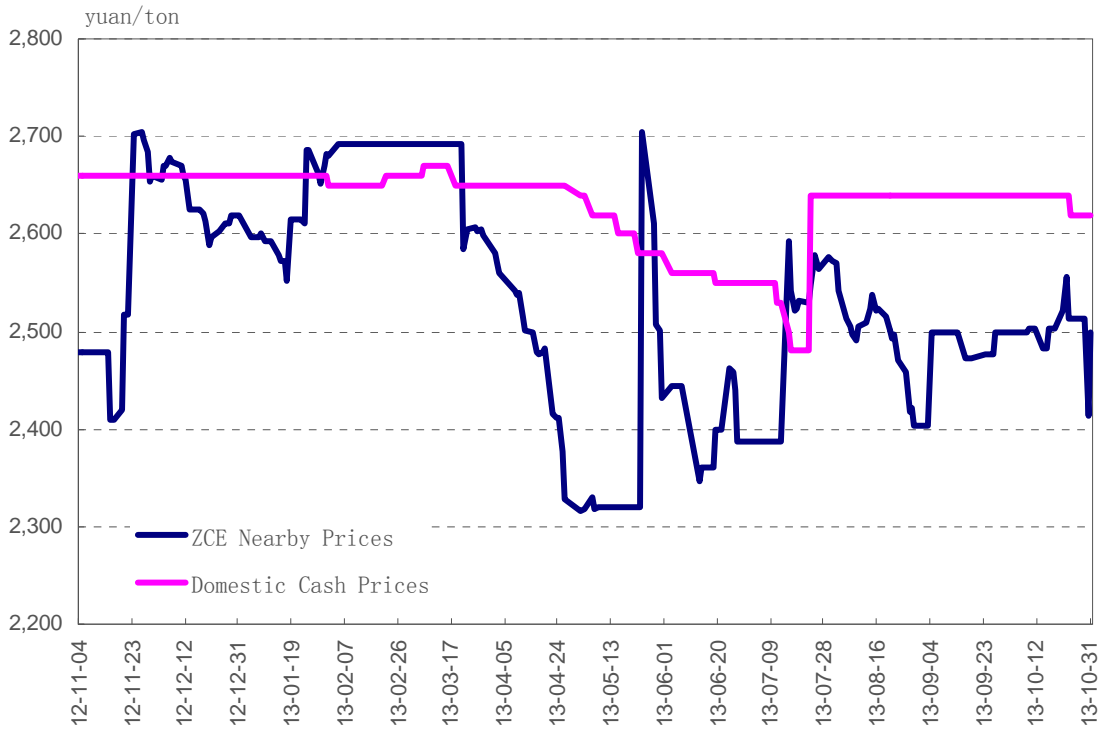
ZCE PTA Futures vs PTA Cash Prices Chart



ZCE Rapeseed Oil Futures Prices vs Domestic Cash Prices Chart



**ZCE Early Rice Futures Prices vs Domestic Cash Prices Chart**

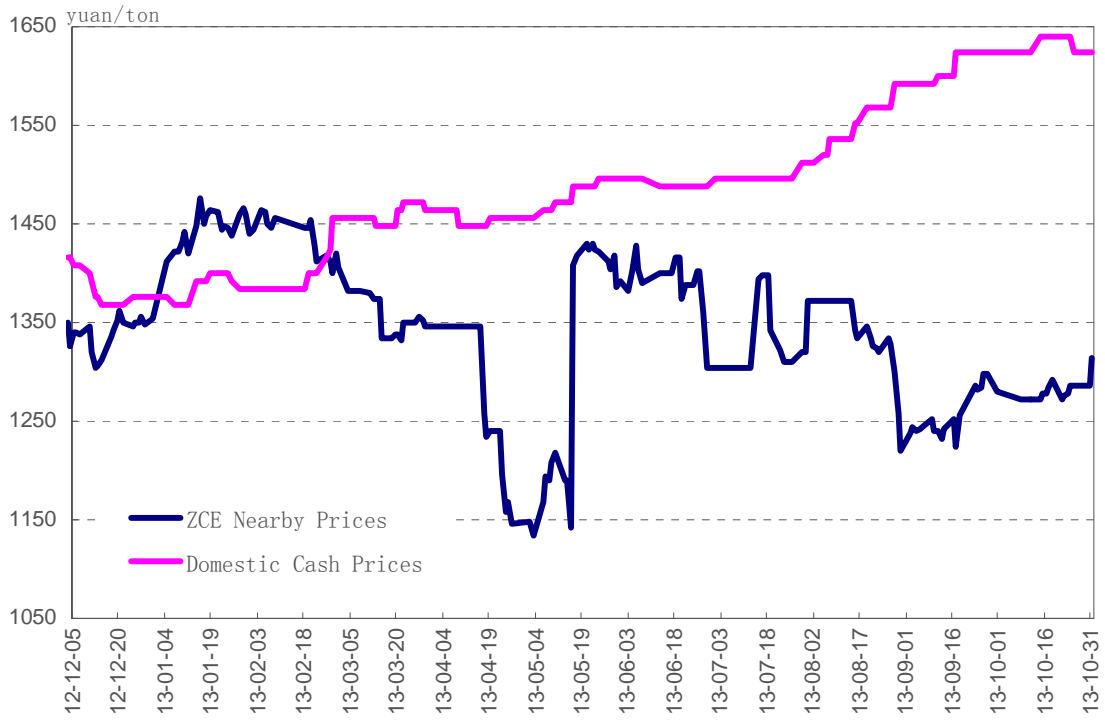


**ZCE Methanol Futures Prices vs Domestic Cash Prices Chart**

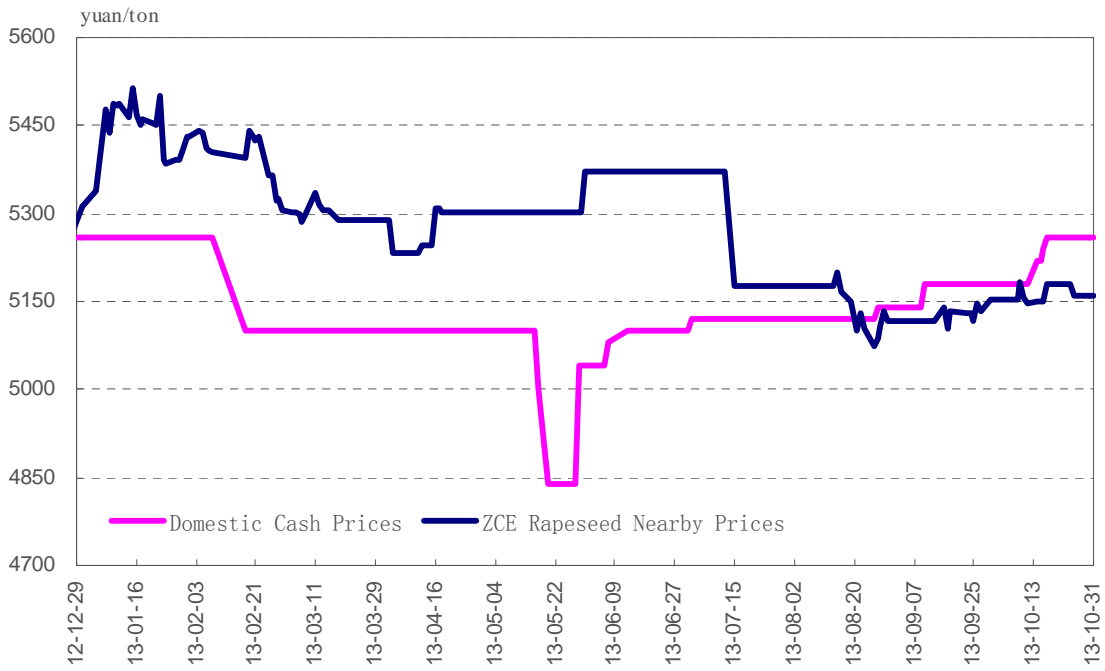




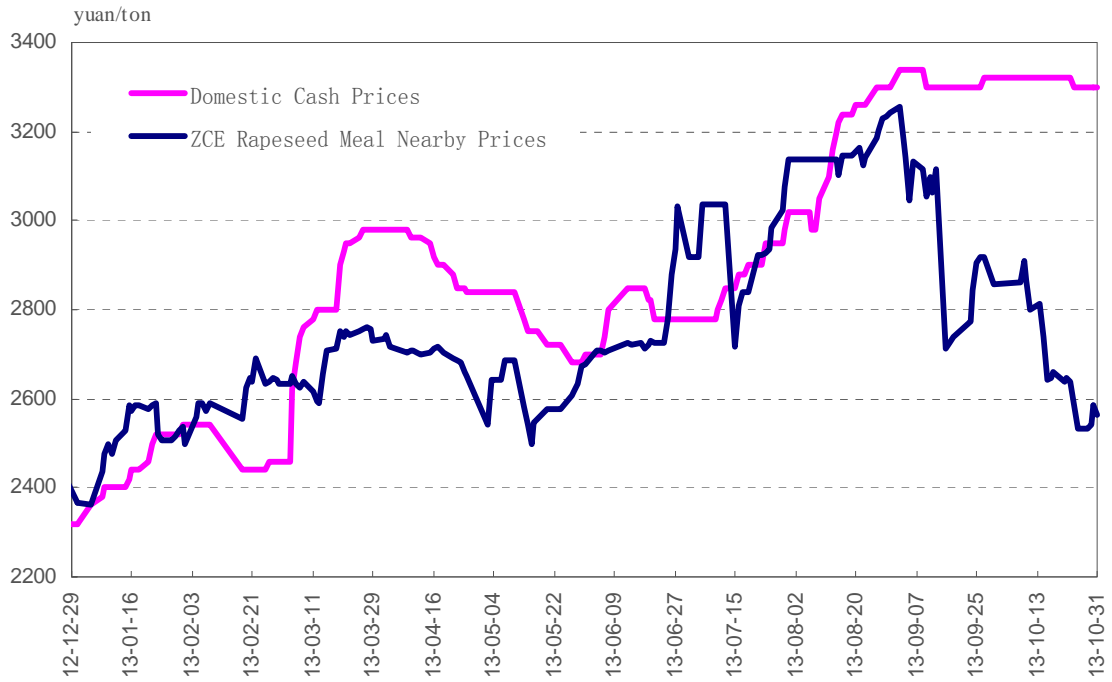
**ZCE Glass Futures Prices vs Domestic Cash Prices Chart**



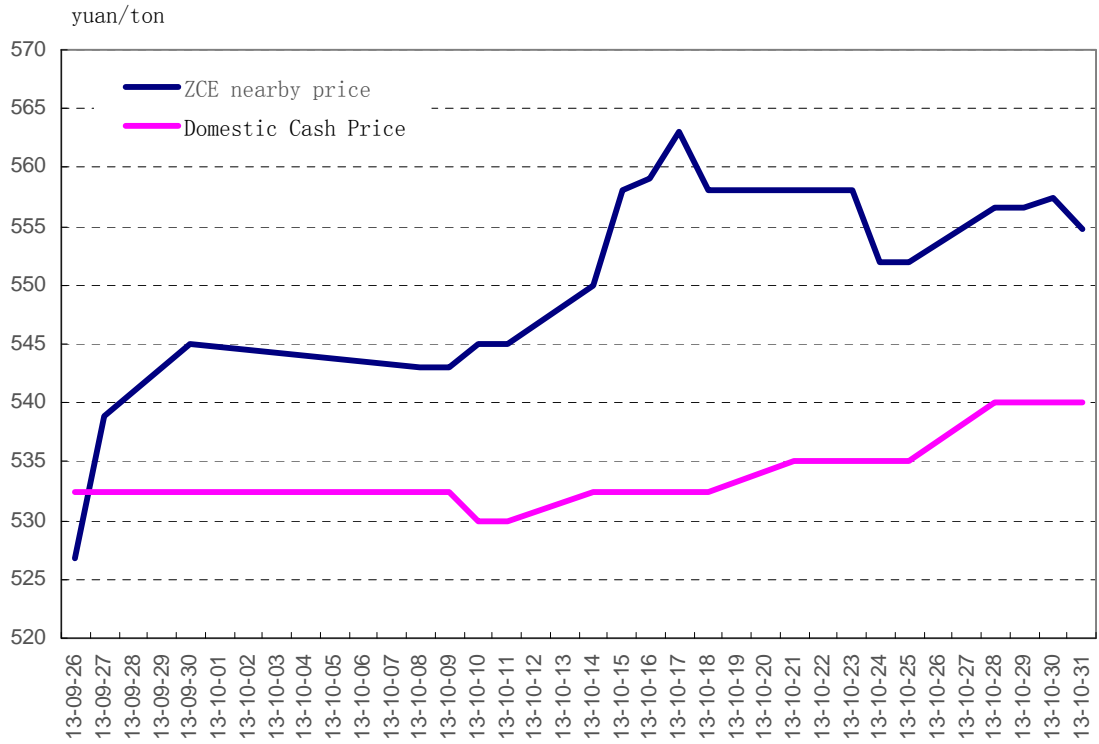
**ZCE Rapeseed Futures Prices vs Domestic Cash Prices Chart**



**ZCE Rapeseed Meal Futures Prices vs Domestic Cash Prices Chart**



**ZCE Thramal coal Futures vs Domestic Cash Prices Chart**



### III Trading Volume, Turnover, Open Interest and Physical Delivery

#### Trading Volume

	Oct-13	Oct -12	Change%	Jan' - Oct' 2013	Jan'-Oct' 2012	Change%
<b>Cotton No.1 (CF)</b>	292,880	1,621,496	-81.94%	13,901,578	38,587,132	-63.97%
<b>Early Rice (ER)</b>		288,690	-100.00%	716,498	6,101,352	-88.26%
<b>Flat Glass (FG)</b>	11,725,500		-	355,128,014		-
<b>Methanol (ME)</b>	37,868	829,744	-95.44%	1,605,940	6,939,564	-76.86%
<b>Rapeseed Oil (OI)</b>	2,920,658	94	3,106,982.98%	12,436,816	134	9,281,105.97%
<b>Common Wheat (PM)</b>	422	516	-18.22%	3,574	11,822	-69.77%
<b>Early Rice (RI)</b>	103,150	112	91,998.21%	724,724	212	341,750.94%
<b>Rapeseed Meal (RM)</b>	39,053,716		-	241,392,546		-
<b>Rapeseed Oil (RO)</b>		634,230	-100.00%	1,710,822	11,060,376	-84.53%
<b>Rapeseed (RS)</b>	172		-	2,348,662		-
<b>Sugar (SR)</b>	7,364,976	26,546,848	-72.26%	124,475,212	247,830,280	-49.77%
<b>PTA</b>	4,611,786	18,644,700	-75.26%	142,024,160	199,758,436	-28.90%
<b>Thermal Coal (TC)</b>	3,054,782		-	4,122,184		-
<b>Strong Gluten Wheat (WH)</b>	284,030	1,938	14,555.83%	2,667,592	4,080	65,282.16%
<b>Strong Gluten Wheat (WS)</b>		2,389,482	-100.00%	2,071,378	47,251,484	-95.62%
<b>Hard White Wheat (WT)</b>		86	-100.00%		201,802	-100.00%
<b>Total</b>	69,449,940	50,957,936	36.29%	905,329,700	557,746,674	62.32%

Note: 1. Unit: Trading volume in contract; 2. Trading volume includes buying and selling volume; 3. Contract size: 10 tons(WT & ER & SR & RS & RM), 5 tons(CF & TA & RO), 50 tons(ME & PM), 20 tons (RI & WH & FG); 4. EFPs included.

#### Turnover

	Oct -13	Oct -12	Change%	Jan' - Oct' 2013	Jan'-Oct' 2012	Change%
<b>Cotton No.1 (CF)</b>	2,791,641	15,841,215	-82.38%	138,699,902	385,357,086	-64.01%
<b>Early Rice (ER)</b>		770,077	-100.00%	1,919,599	16,585,255	-88.43%
<b>Flat Glass (FG)</b>	30,819,447		-	1,022,648,046		-
<b>Methanol (ME)</b>	531,838	11,693,145	-95.45%	23,081,830	98,686,662	-76.61%
<b>Rapeseed Oil (OI)</b>	21,595,561	950	2,273,116.95%	98,243,118	1,356	7,244,967.70%
<b>Common Wheat (PM)</b>	5,513	6,047	-8.83%	44,057	134,054	-67.13%
<b>Early Rice (RI)</b>	510,601	615	82,924.55%	3,686,152	1,172	314,418.09%
<b>Rapeseed Meal (RM)</b>	95,481,308		-	589,022,787		-
<b>Rapeseed Oil (RO)</b>		3,156,486	-100.00%	8,492,525	56,743,443	-85.03%

<b>Rapeseed (RS)</b>	869		-	12,689,202		-
<b>Sugar (SR)</b>	38,312,716	140,883,768	-72.81%	650,782,821	1,420,160,033	-54.18%
<b>PTA</b>	17,581,742	72,593,285	-75.78%	567,193,862	789,239,151	-28.13%
<b>Thermal Coal (TC)</b>	34,103,869		-	45,675,221		-
<b>Strong Gluten Wheat (WH)</b>	1,613,068	10,242	15,649.54%	14,489,752	21,529	67,203.41%
<b>Strong Gluten Wheat (WS)</b>		5,999,903	-100.00%	5,266,894	119,726,440	-95.60%
<b>Hard White Wheat (WT)</b>		202	-100.00%		438,186	-100.00%
<b>Total</b>	243,348,173	250,955,935	-3.03%	3,181,935,768	2,887,094,367	10.21%

Note: 1. Turnover in 10,000 Yuan; 2. Turnover includes buying and selling volume; 3. EFPs included .

### Open Interest

	<b>Oct -13</b>	<b>Oct -12</b>	<b>Change%</b>	<b>Sep -13</b>	<b>Change%</b>
<b>Cotton No.1 (CF)</b>	94,552	329,700	-71.32%	76,844	23.04%
<b>Early Rice (ER)</b>		41,908	-100.00%		0.00%
<b>Flat Glass (FG)</b>	983,464		-	935,610	5.11%
<b>Methanol (ME)</b>	3,888	16,492	-76.42%	5,728	-32.12%
<b>Rapeseed Oil (OI)</b>	267,686	46	581,826.09%	213,058	25.64%
<b>Common Wheat (PM)</b>	76	206	-63.11%	70	8.57%
<b>Early Rice (RI)</b>	27,122	132	20,446.97%	29,010	-6.51%
<b>Rapeseed Meal (RM)</b>	1,476,384		-	1,489,036	-0.85%
<b>Rapeseed Oil (RO)</b>		145,702	-100.00%		0.00%
<b>Rapeseed (RS)</b>	28		-	40	-30.00%
<b>Sugar (SR)</b>	711,942	872,052	-18.36%	814,996	-12.64%
<b>PTA</b>	678,222	475,848	42.53%	477,926	41.91%
<b>Thermal Coal (TC)</b>	64,186		-	51,734	24.07%
<b>Strong Gluten Wheat (WH)</b>	107,482	1,982	5,322.91%	88,696	21.18%
<b>Strong Gluten Wheat (WS)</b>		449,180	-100.00%		0.00%
<b>Hard White Wheat (WT)</b>		0	-		0.00%
<b>Total</b>	4,415,032	2,333,248	89.22%	4,182,748	5.55%

Note: 1. Unit: Trading volume in contract; 2. Trading volume includes buying and selling volume; 3. Contract size: 10 tons(WT & ER & SR & RS & RM), 5 tons(CF & TA & RO), 50tons(ME & PM), 20 tons (RI & WH & FG); 4. EFPs included .

### Physical Delivery

	<b>Oct 2013</b>	<b>Oct 2013</b>	<b>Oct 2012</b>	<b>Oct 2012</b>	<b>Jan'- Oct'</b>	<b>Jan'- Oct'</b>
	<b>Delivery Volume</b>	<b>EFPs</b>	<b>Delivery Volume</b>	<b>EFPs</b>	<b>2013</b>	<b>2012</b>
<b>CF</b>					10,240	38,336
<b>ER</b>					2,245	3,474
<b>FG</b>	91	0			2,775	
<b>ME</b>		0		0	2,115	1,621
<b>OI</b>					4,821	

<b>PM</b>					0	
<b>RI</b>					1,210	
<b>RM</b>					1,464	
<b>RO</b>					11,243	30,459
<b>RS</b>					2,202	
<b>SR</b>					7,245	16,842
<b>TA</b>	435	0	145	2,284	45,010	54,853
<b>TC</b>						
<b>WH</b>					2,449	
<b>WS</b>					22,666	42,472
<b>WT</b>						1,988
<b>Total</b>	526	0	145	2,284	115,685	190,045

Note: 1. Unit: Trading volume in contract; 2. Trading volume includes buying and selling volume; 3. Contract size: 10 tons(WT & ER & SR & RS & RM), 5 tons(CF & TA & RO), 50 tons(ME & PM), 20 tons (RI & WH & FG); 4. EFPs included.

#### IV List of Quotations

Contract	Open	High	Low	Close	Month-end O.I	Change	Month-end Settlement	Volume	Turnover
CF311	20320	20550	19765	20280	2,596	-282	20005	3,208	3.233
CF401	19875	20145	19720	19840	34,384	-7,154	19810	73,550	73.271
CF403	19380	19535	0	19290	108	-18	19290	70	0.068
CF405	18775	19045	18480	18685	49,028	19,542	18655	200,402	188.105
CF407	18440	18815	0	18500	96	-374	18500	1,710	1.594
CF409	18200	18695	18200	18390	8,340	5,994	18375	13,940	12.893
<b>Subtotal</b>					<b>94,552</b>			<b>292,880</b>	<b>279.164</b>
FG310	1260	1304	0	1264	0	-128	1273	102	0.026
FG311	1285	1338	0	1288	152	-366	1315	636	0.164
FG312	1320	1363	1303	1349	2,790	-1,046	1353	4,932	1.311
FG401	1300	1334	1278	1316	392,554	-288,050	1310	7,348,306	1,930.38
FG402	1316	1335	0	1311	1,266	-50	1306	594	0.157
FG403	1337	1337	0	1309	600	20	1306	100	0.026
FG404	1303	1331	0	1326	366	148	1324	508	0.133
FG405	1314	1347	1287	1327	543,988	305,232	1320	4,272,792	1,122.65
FG406	1370	1395	1347	1375	408	-12	1368	858	0.235
FG407	1405	1407	0	1374	2	0	1387	24	0.007
FG408	1394	1428	0	1398	202	6	1395	152	0.043
FG409	1396	1421	1358	1395	41,134	32,098	1388	96,490	26.814
FG410	1363	1389	0	1389	2	2	1388	6	0.002

<b>Subtotal</b>					<b>983,464</b>			<b>11,725,500</b>	<b>3,081.95</b>
ME310	0	0	0	0	0	0	2978	0	0
ME311	0	0	0	0	0	0	2865	0	0
ME312	0	0	0	0	0	0	2897	0	0
ME401	2843	2858	2743	2843	3,678	-1,832	2842	37,104	52.101
ME402	2845	2845	0	2845	2	0	2860	2	0.003
ME403	0	0	0	0	0	0	2978	0	0
ME404	0	0	0	0	0	0	2857	0	0
ME405	2878	2880	0	2856	202	-2	2858	702	0.995
ME406	0	0	0	0	0	0	2881	0	0
ME407	0	0	0	0	0	0	2929	0	0
ME408	0	0	0	0	2	0	2841	0	0
ME409	2846	2879	0	2832	4	-6	2875	60	0.085
ME410	0	0	0	0	0	0	2861	0	0
<b>Subtotal</b>					<b>3,888</b>			<b>37,868</b>	<b>53.184</b>
OI311	7800	8060	0	7690	0	-2	7812	16	0.013
OI401	7242	7614	7174	7470	85,748	-42,458	7454	1,567,410	1,161.64
OI403	7434	7452	0	7422	10	6	7424	20	0.015
OI405	7224	7524	7164	7412	175,168	90,716	7408	1,330,306	980.902
OI407	7436	7466	0	7426	4	-2	7426	16	0.012
OI409	7260	7566	7260	7474	6,756	6,368	7470	22,890	16.972
<b>Subtotal</b>					<b>267,686</b>			<b>2,920,658</b>	<b>2,159.56</b>
PM311	2538	2734	0	2680	0	-2	2680	88	0.116
PM401	2570	2636	0	2560	44	-2	2560	78	0.101
PM403	0	0	0	0	4	0	2608	0	0
PM405	2594	2636	0	2607	14	0	2607	168	0.219
PM407	0	0	0	0	0	0	2621	0	0
PM409	2600	2663	0	2606	14	10	2606	88	0.114
<b>Subtotal</b>					<b>76</b>			<b>422</b>	<b>0.551</b>
RI311	2527	2592	0	2498	0	-8	2498	66	0.033
RI401	2457	2504	2446	2460	14,332	-5,006	2462	73,696	36.456
RI403	0	0	0	0	4	0	2456	0	0
RI405	2463	2510	2451	2464	12,760	3,118	2465	29,304	14.528
RI407	2477	2533	0	2521	10	-2	2512	32	0.016
RI409	2519	2570	0	2524	16	10	2528	52	0.026
<b>Subtotal</b>					<b>27,122</b>			<b>103,150</b>	<b>51.06</b>
RM311	2860	2933	2488	2560	9,148	-140,106	2562	843,528	238.864
RM401	2486	2556	2343	2374	817,766	-39,758	2372	29,219,696	7,107.39
RM403	2498	2556	2370	2395	1,898	1,442	2391	5,324	1.295
RM405	2484	2596	2368	2391	505,962	100,418	2394	7,073,250	1,740.60
RM407	2456	2549	2358	2381	1,496	574	2382	3,174	0.775

RM408	2432	2532	2370	2385	480	312	2384	3,438	0.84
RM409	2381	2489	2327	2351	139,634	64,466	2350	1,905,306	458.367
<b>Subtotal</b>					<b>1,476,384</b>			<b>39,053,716</b>	<b>9,548.13</b>
RS311	5189	5250	0	5166	0	-18	5161	54	0.028
RS407	4910	5049	0	4901	10	0	4976	6	0.003
RS408	5200	5200	0	5001	0	0	5083	4	0.002
RS409	4980	5050	0	5023	18	6	5012	108	0.054
<b>Subtotal</b>					<b>28</b>			<b>172</b>	<b>0.087</b>
SR311	5273	5578	0	5474	788	-1,332	5500	2,754	1.498
SR401	5172	5280	5119	5194	376,730	-166,850	5192	4,947,384	2,579.24
SR403	5132	5270	0	5197	186	48	5185	936	0.486
SR405	5077	5268	5028	5153	244,750	39,000	5145	2,149,328	1,111.65
SR407	5073	5280	5066	5192	80	8	5185	246	0.128
SR409	5099	5324	5070	5220	79,794	21,968	5215	240,614	125.876
SR411	5137	5272	0	5228	34	24	5231	160	0.084
SR501	5099	5297	5070	5233	9,564	4,064	5249	23,500	12.276
SR503	5198	5342	0	5285	16	16	5298	54	0.029
<b>Subtotal</b>					<b>711,942</b>			<b>7,364,976</b>	<b>3,831.27</b>
TA310	7600	7620	0	7490	0	-170	7498	862	0.327
TA311	7706	7708	0	7372	88	-24	7386	214	0.081
TA312	7722	7770	0	7450	68	-26	7428	856	0.329
TA401	7766	7830	7464	7518	546,350	98,186	7498	3,952,224	1,511.36
TA402	7566	7638	0	7446	126	56	7446	216	0.081
TA403	7448	7448	0	7448	2	0	7448	2	0.001
TA404	7662	7688	0	7412	28	-4	7412	28	0.011
TA405	7578	7738	7366	7404	130,544	101,452	7390	655,206	245.174
TA406	7620	7702	0	7458	20	12	7422	32	0.012
TA407	7538	7700	0	7474	4	2	7422	8	0.003
TA408	7532	7668	0	7464	34	-2	7452	26	0.01
TA409	7600	7708	7380	7410	958	814	7406	2,112	0.792
TA410	0	0	0	0	0	0	7468	0	0
<b>Subtotal</b>					<b>678,222</b>			<b>4,611,786</b>	<b>1,758.17</b>
TC312	545.4	563.4	0	555	12	-134	554.8	348	0.381
TC401	555	567.8	538.4	555.2	42,470	-2,348	556.2	2,755,920	3,069.01
TC402	554.8	570.4	0	558.6	2	0	559.4	210	0.233
TC403	548.6	574.8	0	559.4	6	-2	559.4	136	0.153
TC404	564	581	0	566	2	2	564.4	192	0.219
TC405	568.6	586	555.4	566.4	20,286	14,116	566.6	289,936	330.982
TC406	564.6	577.2	0	569.4	8	0	570	28	0.032
TC407	572.6	584	0	583	0	0	575.6	12	0.014
TC408	568.6	590.4	0	581.2	10	0	577.4	28	0.032

TC409	576.2	600.2	565.4	578.6	1,390	818	579	7,966	9.325
TC410	595	595	0	593.2	0	0	583.6	6	0.007
<b>小计</b>					<b>64,186</b>			<b>3,054,782</b>	<b>3,410.39</b>
WH311	2810	2831	0	2770	980	28	2,770	314	0.177
WH401	2858	2863	2788	2788	62,402	-1,848	2,793	195,822	110.961
WH403	2851	2858	0	2804	2	-6	2,804	28	0.016
WH405	2863	2891	2826	2836	39,460	16,954	2,838	80,424	45.973
WH407	2829	2858	0	2858	18	2	2,831	10	0.006
WH409	2799	2839	2761	2796	4,620	3,656	2,798	7,432	4.173
<b>Subtotal</b>					<b>107,482</b>			<b>284,030</b>	<b>161.307</b>
<b>Total</b>					<b>4,415,032</b>			<b>69,449,940</b>	<b>24,334.82</b>

Note: 1. Price: Yuan/Ton ; 2 .Trading volume and month-end open interest in contract ; 3. Turnover :10,000 Yuan ; 4. Trading volume、turnover and Month-end open interest include buying and selling volume; 5. EFPs not included.

## V Daily Settlement Price by Contracts

Cotton No. 1								
Date	311	401	403	405	407	409	Vol	O. I.
2013-10-8	20325	19890	19390	18710	18420	18235	7272	77120
2013-10-9	20345	19980	19445	18850	18550	18340	26242	85032
2013-10-10	20215	20000	19475	18930	18635	18485	19872	89058
2013-10-11	20330	19995	19485	18940	18715	18560	32430	95748
2013-10-14	20390	20095	19500	18930	18765	18625	12240	97288
2013-10-15	20405	20030	19485	18975	18795	18675	12918	98626
2013-10-16	20410	19985	19490	18970	18735	18610	9228	98872
2013-10-17	20290	19920	19490	18840	18665	18560	23308	91932
2013-10-18	20150	19900	19490	18800	18675	18565	13742	88628
2013-10-21	20320	19895	19480	18730	18615	18520	18474	90492
2013-10-22	20400	19920	19480	18785	18660	18550	14310	91748
2013-10-23	20225	19910	19400	18715	18605	18505	14006	93916
2013-10-24	20250	19880	19385	18605	18535	18435	26774	95470
2013-10-25	20295	19820	19385	18595	18535	18400	14132	94048
2013-10-28	20110	19790	19290	18565	18495	18355	12238	95774
2013-10-29	20000	19760	19290	18530	18495	18300	10798	95346
2013-10-30	20065	19780	19290	18570	18495	18310	8944	96460
2013-10-31	20005	19810	19290	18655	18500	18375	15952	94552

Strong Gluten Wheat								
Date	311	401	403	405	407	409	Vol	O. I.
2013-10-8	2830	2846	2853	2848	2829	2779	10200	86474
2013-10-9	2813	2838	2853	2842	2825	2780	16486	87054



2013-10-10	2829	2855	2853	2867	2834	2825	20798	90364
2013-10-11	2826	2851	2853	2865	2841	2829	9962	88864
2013-10-14	2830	2858	2853	2871	2841	2823	13576	91944
2013-10-15	2830	2846	2853	2864	2841	2811	11466	90700
2013-10-16	2817	2840	2851	2860	2841	2803	16822	92792
2013-10-17	2815	2846	2851	2870	2841	2804	12430	93734
2013-10-18	2815	2846	2851	2870	2841	2805	5014	93044
2013-10-21	2815	2849	2851	2876	2851	2811	8466	91878
2013-10-22	2796	2844	2851	2875	2851	2810	6466	91566
2013-10-23	2811	2851	2858	2886	2858	2819	12192	92990
2013-10-24	2811	2844	2858	2876	2855	2810	15944	96598
2013-10-25	2795	2823	2829	2856	2846	2788	38920	100162
2013-10-28	2792	2816	2821	2852	2834	2795	25316	104582
2013-10-29	2788	2812	2821	2847	2834	2810	25568	107798
2013-10-30	2775	2800	2821	2840	2834	2801	19582	109788
2013-10-31	2770	2793	2804	2838	2831	2798	14822	107482

<b>Common Wheat</b>								
Date	311	401	403	405	407	409	Vol	O. I.
2013-10-8	2639	2570	2636	2620	2623	2572	30	72
2013-10-9	2639	2599	2636	2620	2623	2580	20	80
2013-10-10	2639	2599	2636	2620	2623	2558	4	82
2013-10-11	2646	2599	2643	2620	2623	2560	56	82
2013-10-14	2646	2603	2643	2607	2623	2562	42	82
2013-10-15	2646	2608	2648	2607	2623	2573	8	84
2013-10-16	2646	2608	2648	2607	2623	2573	0	84
2013-10-17	2646	2618	2648	2582	2623	2600	16	88
2013-10-18	2646	2606	2648	2624	2623	2600	18	86
2013-10-21	2646	2606	2648	2624	2623	2600	2	84
2013-10-22	2646	2606	2648	2624	2623	2600	0	84
2013-10-23	2646	2610	2648	2631	2623	2612	38	82
2013-10-24	2646	2599	2648	2599	2623	2619	54	78
2013-10-25	2662	2599	2648	2615	2623	2610	118	82
2013-10-28	2662	2599	2648	2615	2623	2610	0	82
2013-10-29	2662	2599	2648	2611	2623	2610	0	82
2013-10-30	2663	2599	2648	2609	2623	2610	0	82
2013-10-31	2680	2560	2608	2607	2621	2606	16	76

<b>White Sugar</b>											
Date	311	401	403	405	407	409	411	501	503	Vol	O. I.
2013-10-8	5368	5158	5133	5066	5079	5103	5107	5102	5055	268320	780628
2013-10-9	5346	5146	5083	5054	5081	5095	5105	5093	5055	263084	807152
2013-10-10	5386	5193	5193	5087	5099	5121	5137	5102	5055	695376	885808

2013-10-11	5435	5239	5231	5146	5156	5175	5161	5138	5055	481100	898894
2013-10-14	5454	5226	5222	5176	5176	5222	5200	5182	5088	613492	868382
2013-10-15	5480	5256	5239	5218	5234	5275	5251	5237	5142	579792	851118
2013-10-16	5469	5223	5219	5185	5198	5239	5214	5207	5155	279058	833036
2013-10-17	5502	5239	5246	5205	5228	5266	5243	5254	5241	372036	819332
2013-10-18	5440	5199	5214	5163	5189	5227	5198	5217	5241	373970	795738
2013-10-21	5485	5255	5253	5232	5258	5297	5243	5278	5302	641560	805026
2013-10-22	5450	5249	5256	5234	5256	5287	5266	5280	5302	329682	794766
2013-10-23	5439	5225	5218	5202	5208	5252	5219	5245	5298	376032	729846
2013-10-24	5422	5227	5211	5196	5209	5239	5223	5233	5294	461090	716322
2013-10-25	5381	5182	5188	5155	5177	5204	5195	5200	5261	333610	694488
2013-10-28	5397	5189	5191	5158	5190	5220	5224	5215	5276	294138	693952
2013-10-29	5391	5170	5160	5138	5168	5209	5208	5206	5275	214886	687048
2013-10-30	5483	5168	5171	5134	5160	5204	5218	5220	5275	306380	682750
2013-10-31	5483	5192	5185	5145	5185	5215	5231	5249	5298	481370	711942

Rapeseed Oil								
Date	311	401	403	405	407	409	Vol	O. I.
2013-10-8	7724	7238	7320	7222	7294	7296	174272	222314
2013-10-9	7724	7286	7320	7280	7294	7346	147848	234078
2013-10-10	7724	7320	7348	7316	7294	7360	117984	231376
2013-10-11	7724	7342	7348	7332	7294	7364	108668	232202
2013-10-14	7724	7326	7372	7326	7294	7346	87334	224934
2013-10-15	7800	7360	7428	7350	7358	7378	97862	227136
2013-10-16	7800	7408	7426	7386	7436	7412	119086	228434
2013-10-17	7800	7522	7438	7464	7364	7480	297992	238330
2013-10-18	7800	7482	7460	7416	7434	7456	128338	240476
2013-10-21	7800	7574	7510	7484	7456	7534	191428	253812
2013-10-22	7800	7482	7438	7408	7438	7470	195116	265518
2013-10-23	7800	7446	7438	7386	7424	7448	195634	270716
2013-10-24	7800	7462	7438	7394	7424	7462	193818	274090
2013-10-25	7862	7434	7438	7388	7424	7458	101192	266368
2013-10-28	7800	7398	7410	7338	7364	7422	95582	270478
2013-10-29	7812	7322	7340	7266	7300	7356	211256	271250
2013-10-30	7812	7424	7424	7382	7380	7450	288176	276184
2013-10-31	7812	7454	7424	7408	7426	7470	169072	267686

Rapeseed						
Date	311	407	408	409	Vol	O. I.
2013-10-8	5152	5040	5117	5070	40	5152
2013-10-9	5184	5040	5117	5050	40	5184
2013-10-10	5156	4910	5117	5040	36	5156

2013-10-11	5148	4910	5117	4980	32	5148
2013-10-14	5149	5049	5117	5030	28	5149
2013-10-15	5149	5049	5117	5024	28	5149
2013-10-16	5149	5049	5117	5024	28	5149
2013-10-17	5179	5049	5117	4990	28	5179
2013-10-18	5179	4901	5117	4983	28	5179
2013-10-21	5179	4934	5117	5002	30	5179
2013-10-22	5179	4976	5101	5015	30	5179
2013-10-23	5179	4976	5101	5015	30	5179
2013-10-24	5179	4976	5101	5015	30	5179
2013-10-25	5161	4976	5083	5015	28	5161
2013-10-28	5161	4976	5083	5015	28	5161
2013-10-29	5161	4976	5083	5015	28	5161
2013-10-30	5161	4976	5083	5012	28	5161
2013-10-31	5161	4976	5083	5012	28	5161

<b>Rapeseed Meal</b>									
Date	311	401	403	405	407	408	409	Vol	O. I.
2013-10-8	2860	2524	2519	2525	2488	2462	2393	1622636	1520376
2013-10-9	2908	2534	2537	2553	2508	2490	2412	2320062	1716272
2013-10-10	2867	2528	2528	2564	2523	2518	2464	2984184	1670580
2013-10-11	2802	2477	2483	2515	2485	2482	2436	2327220	1686534
2013-10-14	2813	2476	2477	2507	2477	2488	2449	1949246	1665598
2013-10-15	2737	2434	2426	2481	2451	2448	2429	3369466	1607848
2013-10-16	2642	2414	2417	2469	2438	2446	2414	3284248	1575910
2013-10-17	2647	2414	2411	2455	2421	2427	2389	2500600	1617324
2013-10-18	2660	2419	2418	2453	2421	2419	2379	1882754	1616616
2013-10-21	2639	2401	2398	2433	2408	2418	2365	1999062	1608744
2013-10-22	2646	2420	2424	2454	2421	2420	2372	1720272	1612998
2013-10-23	2638	2417	2420	2448	2420	2431	2372	1838846	1568506
2013-10-24	2587	2408	2410	2438	2412	2420	2373	1882470	1489850
2013-10-25	2532	2387	2402	2432	2402	2417	2375	2389358	1582282
2013-10-28	2531	2362	2382	2396	2375	2384	2352	1873016	1528042
2013-10-29	2543	2371	2394	2405	2384	2377	2352	1932346	1424640
2013-10-30	2584	2381	2406	2412	2400	2405	2365	1635412	1450332
2013-10-31	2562	2372	2391	2394	2382	2384	2350	1542518	1476384

<b>Early Rice</b>								
Date	311	401	403	405	407	409	Vol	O. I.
2013-10-8	2498	2464	2431	2472	2492	2519	8522	27522
2013-10-9	2503	2475	2442	2475	2492	2519	11102	29624
2013-10-10	2503	2473	2440	2476	2492	2521	8922	27318

2013-10-11	2503	2474	2441	2475	2492	2521	4396	27686
2013-10-14	2482	2474	2441	2476	2492	2524	3974	27552
2013-10-15	2482	2462	2429	2470	2492	2518	3804	28676
2013-10-16	2504	2456	2423	2466	2488	2518	4184	29908
2013-10-17	2504	2460	2427	2473	2488	2518	3924	29956
2013-10-18	2504	2461	2428	2474	2488	2518	4416	30256
2013-10-21	2521	2475	2442	2485	2477	2534	7188	28936
2013-10-22	2555	2479	2446	2487	2488	2552	5392	28590
2013-10-23	2513	2493	2460	2495	2498	2552	10782	28320
2013-10-24	2513	2493	2460	2499	2498	2555	6840	28288
2013-10-25	2513	2487	2454	2487	2487	2549	4520	28076
2013-10-28	2513	2471	2438	2476	2487	2528	4724	27710
2013-10-29	2513	2453	2420	2463	2496	2529	4888	27588
2013-10-30	2413	2459	2426	2470	2512	2528	3060	27120
2013-10-31	2498	2462	2456	2465	2512	2528	2512	27122

PTA															
Date	310	311	312	401	402	403	404	405	406	407	408	409	410	Vol	O. I.
2013-10-8	7670	7724	7722	7790	7758	7768	7670	7614	7620	7580	7534	7592		176872	505878
2013-10-9	7600	7724	7764	7784	7746	7734	7666	7630	7620	7580	7606	7612		191516	536650
2013-10-10	7594	7684	7754	7772	7746	7718	7666	7614	7620	7580	7606	7594		156682	542294
2013-10-11	7594	7654	7728	7802	7746	7718	7666	7658	7620	7580	7606	7636		311324	550392
2013-10-14	7594	7672	7702	7782	7746	7718	7704	7660	7622	7606	7606	7628		150568	552166
2013-10-15	7580	7644	7722	7786	7746	7718	7706	7714	7702	7700	7668	7682		232476	538618
2013-10-16	7580	7644	7716	7776	7746	7718	7706	7684	7680	7672	7668	7668		126718	534472
2013-10-17	7566	7572	7608	7688	7590	7594	7676	7588	7536	7474	7550	7574		589688	622348
2013-10-18	7566	7572	7600	7644	7638	7594	7592	7510	7490	7474	7542	7516		328106	623966
2013-10-21	7498	7490	7522	7580	7554	7590	7560	7486	7490	7474	7510	7504		387146	616678
2013-10-22		7490	7522	7552	7498	7580	7560	7482	7490	7474	7496	7490	7504	316344	628226
2013-10-23		7448	7518	7538	7498	7568	7522	7464	7490	7474	7464	7482	7504	208254	642528
2013-10-24		7424	7506	7560	7540	7568	7522	7480	7490	7474	7466	7502	7504	270368	626366
2013-10-25		7420	7506	7540	7514	7556	7522	7472	7490	7474	7466	7486	7504	172186	625330
2013-10-28		7400	7472	7538	7488	7518	7460	7414	7404	7422	7452	7424	7476	162358	635514
2013-10-29		7392	7478	7546	7496	7518	7460	7404	7404	7422	7452	7418	7468	171560	625042
2013-10-30		7388	7476	7550	7492	7518	7484	7438	7428	7422	7452	7456	7468	229738	625664
2013-10-31		7386	7428	7498	7446	7448	7412	7390	7422	7422	7452	7406	7468	429882	678222

Methanol															
Date	310	311	312	401	402	403	404	405	406	407	408	409	410	Vol	O. I.
2013-10-8	2978	2865	2897	2841	2877	2976	2857	2867	2894	2936	2851	2879		2300	5508
2013-10-9	2978	2865	2897	2833	2869	2968	2849	2867	2894	2936	2851	2873		3186	5420

2013-10-10	2978	2865	2897	2819	2855	2953	2835	2832	2859	2900	2816	2846		2148	5408
2013-10-11	2978	2865	2897	2831	2867	2966	2847	2845	2872	2913	2829	2851		2960	4888
2013-10-14	2978	2865	2897	2812	2848	2946	2828	2836	2872	2904	2829	2851		2828	4874
2013-10-15	2978	2865	2897	2829	2848	2964	2845	2846	2872	2914	2829	2841		2142	4542
2013-10-16	2978	2865	2897	2823	2842	2958	2839	2846	2866	2914	2829	2841		778	4504
2013-10-17	2978	2865	2897	2823	2842	2958	2839	2841	2861	2909	2824	2862		1282	4488
2013-10-18	2978	2865	2897	2813	2832	2948	2829	2831	2851	2899	2814	2862		1236	4332
2013-10-21	2978	2865	2897	2816	2835	2951	2832	2831	2854	2902	2814	2849		690	4310
2013-10-22		2865	2897	2776	2795	2909	2792	2819	2842	2890	2802	2843	2843	5212	5000
2013-10-23		2865	2897	2755	2774	2887	2771	2795	2818	2865	2778	2820	2820	2030	4754
2013-10-24		2865	2897	2777	2796	2910	2793	2802	2825	2872	2785	2836	2836	2134	4430
2013-10-25		2865	2897	2771	2790	2904	2787	2810	2833	2880	2793	2819	2819	1478	4442
2013-10-28		2865	2897	2782	2801	2916	2798	2800	2823	2870	2783	2824	2824	1246	4224
2013-10-29		2865	2897	2809	2828	2944	2825	2829	2852	2900	2812	2832	2832	2510	4290
2013-10-30		2865	2897	2827	2845	2962	2842	2841	2864	2912	2824	2875	2844	2136	3908
2013-10-31		2865	2897	2842	2860	2978	2857	2858	2881	2929	2841	2875	2861	1572	3888

<b>Flat Glass</b>															
Date	310	311	312	401	402	403	404	405	406	407	408	409	410	Vol	O. I.
2013-10-8	1272	1284	1317	1305	1314	1319	1303	1315	1368	1395	1399	1388		538432	956464
2013-10-9	1272	1290	1335	1320	1329	1319	1329	1333	1388	1395	1418	1407		800244	1017068
2013-10-10	1272	1290	1333	1320	1328	1319	1324	1333	1386	1395	1413	1408		505208	1011480
2013-10-11	1272	1280	1333	1322	1331	1319	1324	1335	1391	1395	1417	1409		541354	1017540
2013-10-14	1272	1282	1321	1314	1322	1319	1319	1322	1373	1384	1406	1400		554422	1072792
2013-10-15	1279	1292	1336	1326	1327	1337	1327	1332	1386	1400	1418	1413		1177674	1059106
2013-10-16	1279	1292	1324	1321	1324	1322	1312	1320	1375	1388	1404	1390		675096	1107944
2013-10-17	1284	1300	1315	1315	1310	1314	1299	1308	1365	1381	1386	1385		761982	1154912
2013-10-18	1293	1307	1315	1308	1304	1299	1297	1300	1357	1379	1381	1376		444282	1160448
2013-10-21	1273	1295	1313	1315	1315	1311	1316	1312	1359	1381	1388	1383		613880	1063318
2013-10-22		1276	1325	1320	1315	1321	1313	1320	1373	1380	1393	1387	1383	578236	1020330
2013-10-23		1279	1327	1312	1306	1312	1316	1316	1370	1380	1389	1384	1383	533468	1018606
2013-10-24		1287	1322	1305	1306	1312	1308	1310	1365	1375	1385	1381	1383	450868	1045206
2013-10-25		1287	1320	1293	1308	1287	1289	1303	1355	1369	1385	1374	1374	936806	1076756
2013-10-28		1287	1324	1293	1300	1287	1287	1297	1355	1369	1372	1367	1374	534222	1024358
2013-10-29		1286	1333	1299	1294	1281	1302	1305	1359	1369	1373	1374	1363	638700	989068
2013-10-30		1286	1341	1303	1302	1281	1300	1308	1361	1380	1384	1375	1376	568892	969482
2013-10-31		1315	1353	1310	1306	1306	1324	1320	1368	1387	1395	1388	1388	871734	983464

<b>Thermal Coal</b>														
Date	312	401	402	403	404	405	406	407	408	409	410	Vol	O. I.	
2013-10-8	543.4	544.4	550.4	548.8	559.6	559.6	565.4	563.6	568.4	569.6		193088	42034	
2013-10-9	543.2	547.2	549.4	549	562.4	563	565.4	568	572	576.4		200480	43264	

2013-10-10	544.8	548.2	550.8	554.2	562.2	564	565.4	568.8	573.2	577.8		175666	53908
2013-10-11	544.8	548.6	550.8	554.2	562.2	564.6	565.4	568.8	573.2	578.8		92458	51242
2013-10-14	550.2	556.6	555	565.2	575.2	574	571	584.8	579.8	587.6		301310	73444
2013-10-15	558	563	566	570.8	578.4	581.4	582	584.8	587.6	596	595	269192	79504
2013-10-16	559.2	562.8	565.6	570.8	575.4	579.2	582	585.2	590.4	593.6	595	189814	79378
2013-10-17	562.6	564	564.4	574.8	575.8	581.2	582	585.2	588.2	594.4	595.8	288558	80340
2013-10-18	558	560.8	563.6	568.8	575.6	580.8	584.4	584	591.4	594.2	592.8	158024	78746
2013-10-21	558	560.8	565.4	572.6	575.6	581.4	583	584	590.6	595	593.6	144988	69664
2013-10-22	558	558	564.8	571.4	565.4	577.4	583	584	590.6	590.6	589.2	143750	60892
2013-10-23	558	561.4	563.8	571.4	579	580	583	584	590.6	593	591.6	161712	53664
2013-10-24	552	555.2	557.4	560.2	563	570.4	569.4	583	582	582.8	582.2	143038	58966
2013-10-25	552	554.8	557.4	560.2	564.2	566.4	568.8	576.2	577.8	578.2	582.2	107906	52714
2013-10-28	556.6	557.8	559	562.8	565.4	569.8	572.4	576.2	578.2	581.4	583.6	126670	59418
2013-10-29	556.6	557.6	560	562.8	564.8	567.6	572.4	576.2	578.2	579.8	583.6	92768	60910
2013-10-30	557.4	557	560	559.4	564.8	565.4	570	575.6	578.2	577.8	583.6	181352	65486
2013-10-31	554.8	556.2	559.4	559.4	564.4	566.6	570	575.6	577.4	579	583.6	84008	64186

Note: 1. Price: Yuan/Ton ; 2 .Trading volume and month-end open interest in contract ; 3. Trading volume and Month-end open interest include buying and selling volume; 4. EFPs included.

## VI Announcements

### ZCE's Announcement on Appointing Delivery Factory Warehouses of Rapeseed Oil

(2013)NO. 18

ZCE has approved by Announcement NO. 141 that Chinatex Oil & Grains Company Limited (Zhanjiang), COFCO Oil (Qinzhou) Company Limited and Xiamen Yinxiang Oil Company Limited are appointed as delivery factory warehouses of rapeseed oil, which may conduct delivery business as of June 1<sup>st</sup>, 2014.

Profiles of the appointed delivery factory warehouses are as follows:

1. Chinatex Oil & Grains Company Limited (Zhanjiang) (1012)

Address: First Operation Area of NO. 1 Port Administration, Youyi Road, Xiashan District, Zhanjiang

Postcode: 524000

Contact Person: Zhu Zhiguo

Phone: 0759-2227021 13859213090

Railway Station: Zhanjiang Station

Port: Zhanjiang Port

Price Correction per ton of rapeseed oil warehouse receipts registered at this warehouse to the futures price: -240 Yuan

2. COFCO Oil (Qinzhou) Company Limited (1013)

Address: NO.39 Jiangang Road, Economic and Technology Development Zone, Qinzhou Port, Qinzhou, Guangxi

Postcode: 535000

Contact Person: Liu Jianhu

Phone: 0777-3815388 18278701718

Railway Station: Qinzhou Port Station

Port: Wharf of COFCO Oil (Qinzhou) Company Limited

Price Correction per ton of rapeseed oil warehouse receipts registered at this warehouse to the futures price: -200 Yuan

该库菜籽油仓单比期货合约价每吨升贴水：-220 元

3. Xiamen Yinxiang Oil Company Limited (1014)

Address: NO.99, Meiheliu Road, Tongan District, Xiamen, Fujian

Postcode: 361100

Contact Person: Song Xin

Phone: 0592-7399766 15959289777

Railway Station: Gaoqi Station, Xinglin Station

Port: Penhe Wharf, Dongdu Wharf

Price Correction per ton of rapeseed oil warehouse receipts registered at this warehouse to the futures price: -220 Yuan

October 8<sup>th</sup>, 2013

**ZCE's Announcement on Alterations over Delivery Factory Warehouses of Rapeseed Oil**

(2013) NO. 19

Upon prudent consideration, the delivery warehouses of rapeseed oil are altered as follows:

1. Oil Warehouses of Xian Oils Company is disqualified as delivery warehouse of rapeseed oil;

2. Delivery business is suspended at Hefei Oil Company, COFCO Grains and Oil Industry (Jiujiang) Company Limited, Yihai Kerry (Yueyang) Grains and Oil Industry Company Limited, Hubei Aoxing Grains and Oil Industry Company Limited and Taizhou Guochuan Port Administration Company Limited, which are degraded to auxiliary delivery warehouses of rapeseed oil.

3. Delivery business is reinstated at Donghai Grains and Oil Industry (Zhangjiagang) Company Limited.

4. Shanxi Xirui Grains Reserve Company Limited and Yihai (Taizhou) Grains and Oil Industry Company Limited are additionally appointed as delivery warehouses of rapeseed oil.

The above disqualification and suspension shall come into effect as of the date of announcement, while the above reinstated and additionally appointed warehouses may conduct delivery business of rapeseed oil as of October 18<sup>th</sup>, 2013.

Profiles of the additionally appointed delivery warehouses of rapeseed oil are as follows:

1. Shanxi Xirui Grains Reserve Company Limited (0110)

Address: Food Industrial Park, Xiwu Township, Xingping City

Postcode: 710077

Contact Person: Suo Wangping, Wang Huanping

Phone: 029-84416564 13991944341 13363910986

Railway Station: Xingping Station

Price Correction per ton of rapeseed oil warehouse receipts registered at this warehouse to the futures price: 140 Yuan



2. Yihai (Taizhou) Grains and Oil Industry Company Limited (0624)

Address: NO.1 Sugangbei Road, Yongan Township, Gaogang District, Taizhou, Jiangsu

Postcode: 225327

Contact Person: Cheng Linjuan

Phone: 0523-86991728 15295279725

Railway Station: Taixing Huangqiao Station

Port: Yihai Yongan Wharf

Price Correction per ton of rapeseed oil warehouse receipts registered at this warehouse to the futures price: 0 Yuan

The in-warehouse fee standard is 30 Yuan/ton for Jiangsu, and 25 Yuan/ton for other areas; the client and delivery warehouse may agree upon other standards, provided that the standards agreed upon do not exceed the stated standards.

October 8<sup>th</sup>, 2013

**ZCE's Announcement on Appointing Pricing Points and Delivery Warehouses  
for Common Wheat Futures**

(2013)NO. 20

Upon prudent consideration, Shangqiu and Zhumadian are disqualified as pricing points for common wheat, while Henan Queshan State Grains Reserve and Henan Shangqiu Longnan State Grains Reserve are disqualified as delivery warehouse of common wheat. Xi'an is additionally appointed as pricing point for the delivery of common wheat, while Shanxi Xirui Grains Reserve Company Limited is activated as appointed delivery warehouse of common wheat from auxiliary delivery warehouse.

The above disqualification of pricing points and delivery warehouses shall come into effect as of the date of announcement. The additional pricing points and activated delivery warehouse may conduct delivery business as of October 18<sup>th</sup>, 2013.

Profile is as follows:

Shanxi Xirui Grains Reserve Company Limited (0110)

Address: 108 Special Line of West Xi'an Station

Postcode: 710077

Contact Person: Suo Wangping

Phone: 029-38412031 13991944341

Fax: 029-38412013

Railway Station: NO. 108 Special Line of West Xi'an Station

October 8<sup>th</sup>, 2013

**ZCE's Announcement on Appointing New Delivery Warehouses of Strong  
Gluten Wheat Futures**

(2013) NO. 21

Upon prudent consideration, the auxiliary delivery warehouse for strong gluten wheat futures of Henan Zhengzhou Xinglong State Grains Reserve is promoted to appointed delivery warehouse, which may conduct delivery business of strong gluten wheat as of October 18<sup>th</sup>, 2013.

Profile of the warehouse is as follows:

Henan Zhengzhou Xinglong State Grains Reserve (0111)

Address: Xingzhuang of Xingang Administration at the Comprehensive Bonded Zone of Xingzheng (Zhengzhou Airport Zone), Zhengzhou, Xinzheng

Postcode: 450053

Contact person: Feng Xiaoyan

Phone: 0371-63757525 0371-63751853 13837106972

Fax: 0371-63757521

Railway Station: Special Grains Line of Haitang Station

October 8<sup>th</sup>, 2013

**ZCE's Announcement of Public Consultation on the Contract and  
Implementation Rules of Japonica Rice Futures**

(2013) NO. 22

Recently, CSRC issued *Reply on the Listing of Japonica Rice Futures and Late Non-glutinous Rice Futures in Zhengzhou Commodity Exchange*. In order to fully intake proposals from the market, further complete the related rules and operation mechanisms and ensure a stably running market and sound function effect, it is hereby publicized the consultation drafts of *Specification of Japonica Rice Futures Contract (Draft) of ZCE, Futures Delivery Rules (Amended) of ZCE, Administrative Methods of Standard Warehouse Receipt (Amended) of ZCE, Administrative Methods of Futures Transaction Risk Control of ZCE*. All related parties of the society are welcome to give precious proposals and recommendations.

Please delivery your proposals and recommendations through fax, email or other available channels before 3:00pm, October 25<sup>th</sup>, 2013. See ZCE's official website for the designing details of the contract and implementation rules of Japonica Rice Futures.

Fax: 0371-65611629

E-mail: [ypli@czce.com.cn](mailto:ypli@czce.com.cn)

October 18<sup>th</sup>, 2013



郑州商品交易所

Zhengzhou Commodity Exchange

地址：郑州市未来路69号

网址：<http://www.cceex.com.cn>