



Zhengzhou  
Commodity Exchange

*MONTHLY  
REPORT*

*11*

## Contents

<b>I</b>	<b>Market Summary.....</b>	<b>2</b>
<b>II</b>	<b>Price Charts of All Products.....</b>	<b>4</b>
<b>III</b>	<b>Trading Volume, Turnover, Open Interest and Physical Delivery .....</b>	<b>10</b>
<b>IV</b>	<b>List of Quotations.....</b>	<b>12</b>
<b>V</b>	<b>Daily Settlement Price by Contracts .....</b>	<b>15</b>
<b>VI</b>	<b>Announcements .....</b>	<b>23</b>

## **I Market Summary**

Strong Gluten Wheat Futures oscillated up. The dominant contract WH1405 fluctuated within 100 Yuan/ton between 2794 and 2894 Yuan/ton, and closed up 45 Yuan/ton or 1.59% at 2881 Yuan/ton from the price of the last month-end.

Cotton Futures oscillated without certain trend. The dominant contract CF1405 fluctuated within 410 Yuan/ton between 18310 and 18720 Yuan/ton, and closed up 5 Yuan/ton or 0.03% at 18690 Yuan/ton from the price of the last month-end.

White Sugar Futures oscillated down. The dominant contract SR1405 fluctuated within 224 Yuan/ton between 4981 and 5205 Yuan/ton, and closed down 141 Yuan/ton or 2.74% at 5012 Yuan/ton from the price of the last month-end.

PTA Futures oscillated up. The dominant contract TA1405 fluctuated within 160 Yuan/ton between 7390 and 7550 Yuan/ton, and closed up 72 Yuan/ton or 0.97% at 7476 Yuan/ton from the price of the last month-end.

Rapeseed Futures oscillated down. The dominant contract RS409 fluctuated within 255 Yuan/ton between 4957 and 5212 Yuan/ton, and closed down 38 Yuan/ton or 0.76% at 4985 Yuan/ton from the price of the last month-end.

Rapeseed Oil Futures oscillated up. The dominant contract OI1405 fluctuated within 298 Yuan/ton between 7396 and 7694 Yuan/ton, and closed up 194 Yuan/ton or 2.62% at 7606 Yuan/ton from the price of the last month-end.

Rapeseed Meal Futures oscillated without obvious trend. The dominant contract RM405 fluctuated within 93 Yuan/ton between 2365 and 2458 Yuan/ton, and closed up 54 Yuan/ton or 2.26% at 2445 Yuan/ton from the price of the last month-end.

Early Long-grain Non-glutinous Rice Futures went down after early gains. The dominant contract RI405 fluctuated within 69 Yuan/ton between 2454 and 2523 Yuan/ton, and closed up 11 Yuan/ton or 0.45% at 2475 Yuan/ton from the price of the last month-end.

Methanol Futures oscillated up. The dominant contract ME401 fluctuated within 365 Yuan/ton between 2810 and 3175 Yuan/ton, and closed up 306 Yuan/ton or 10.76% at 3149 Yuan/ton from the price of the last month-end.

Glass Futures oscillated within a narrow range. The dominant contract FG405 fluctuated within 43 Yuan/ton between 1292 and 1335 Yuan/ton, and closed down 10 Yuan/ton or 0.75% at 1317 Yuan/ton from the price of the last month-end.

Thermal Coal Futures oscillated up. The dominant contract TC405 fluctuated within 43.2 Yuan/ton between 555.4 and 598.6 Yuan/ton, and closed up 28.6 Yuan/ton or 5.05% at 595 Yuan/ton from the price of the last month-end.

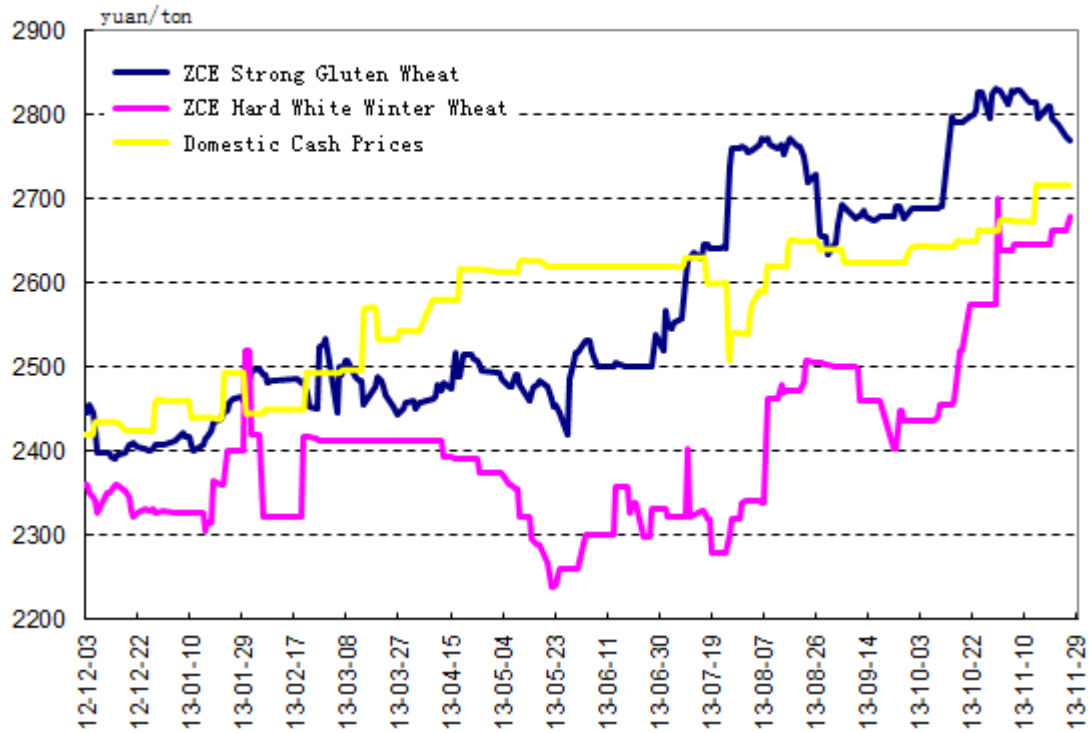
Japonica Rice Futures oscillated up. The dominant contract JR405 fluctuated within 106 Yuan/ton between 3022 and 3128 Yuan/ton, and closed at 3100 Yuan/ton at the month-end.

The total trading volume of ZCE in this month was 33,079,159 contracts, including 44 contracts of Common Wheat, 236,822 contracts of Strong Gluten Wheat, 192,884 contracts of Cotton, 3,410,219 contracts of White Sugar, 2,544,344 contracts of PTA, 107 contracts of Rapeseed, 3,503,759 contracts of Rapeseed Oil, 17,500,961 contracts of Rapeseed Meal, 54,191 contracts of Early Long-grain Non-glutinous Rice, 121,257 contracts of Methanol, 4,544,606 contracts of Glass Futures, 938,916 contracts of Thermal Coal Futures and 31,049 contracts of Japonica Rice. The month-end open interest was 2,034,297 contracts in total, including 35 contracts of Common Wheat, 69,928 contracts of Strong Gluten Wheat, 48,875 contracts of Cotton, 351,969 contracts of White Sugar, 391,230 contracts of PTA, 13 contracts of Rapeseed, 161,907 contracts of Rapeseed Oil, 573,720 contracts of Rapeseed Meal, 10,862 contracts of Early Long-grain Non-glutinous Rice, 7,909 contracts of Methanol, 365,167 contracts of Glass, 50,098 contracts of Thermal Coal and 2584 contracts of Japonica Rice.

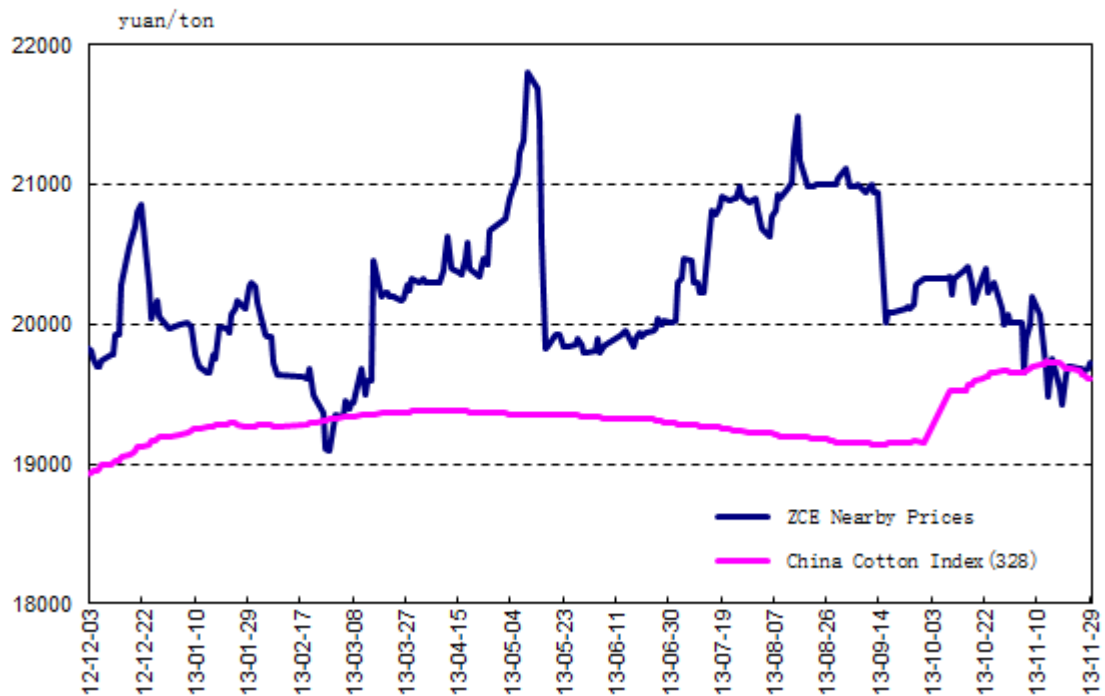
(Note: the trading volume and open interest are counted unilaterally)

## II Price Charts of All Products

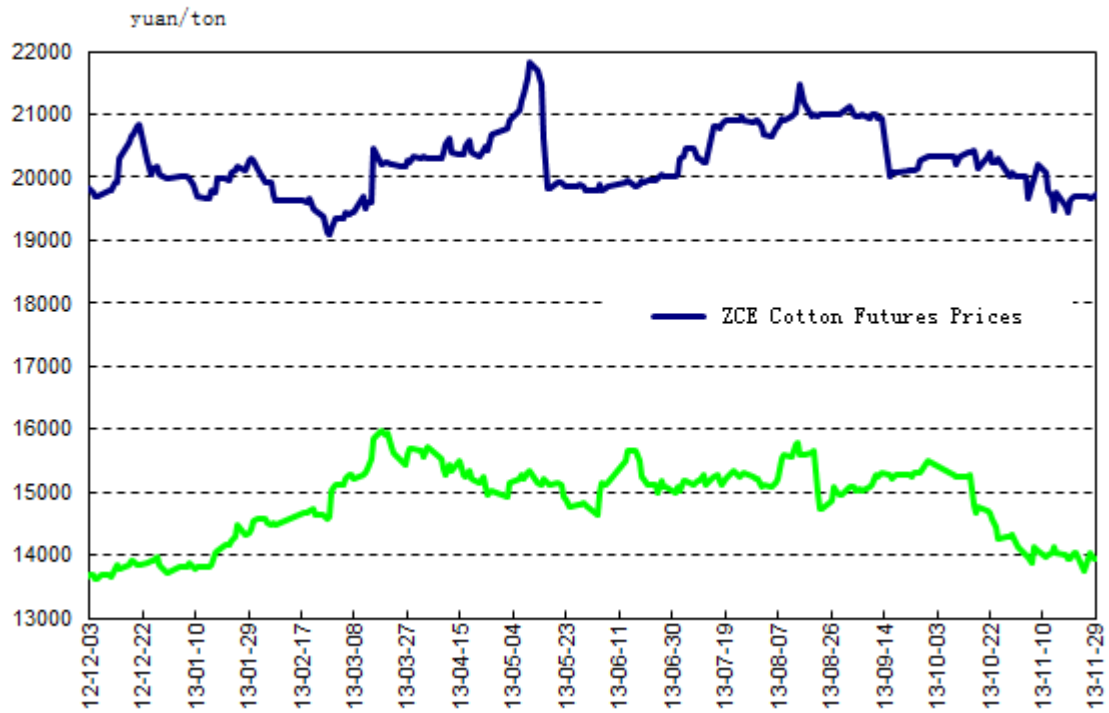
**ZCE Wheat Futures Prices vs Domestic Cash Prices Chart**



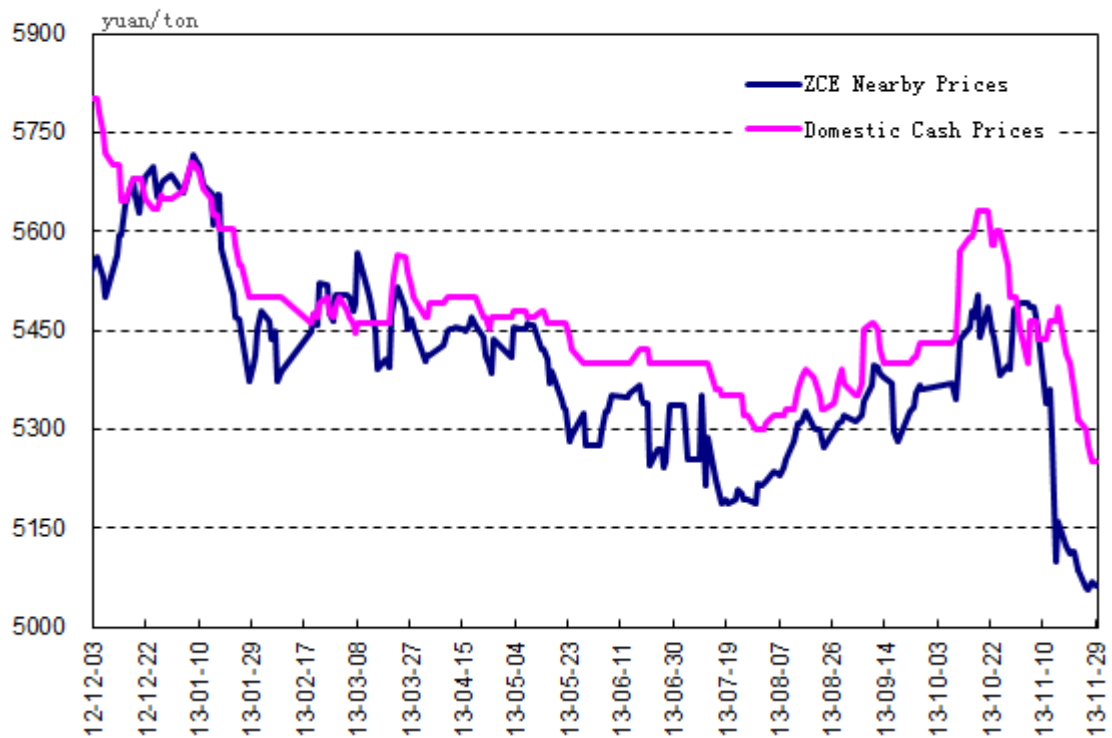
**ZCE Cotton Futures vs China Cotton Index Chart**



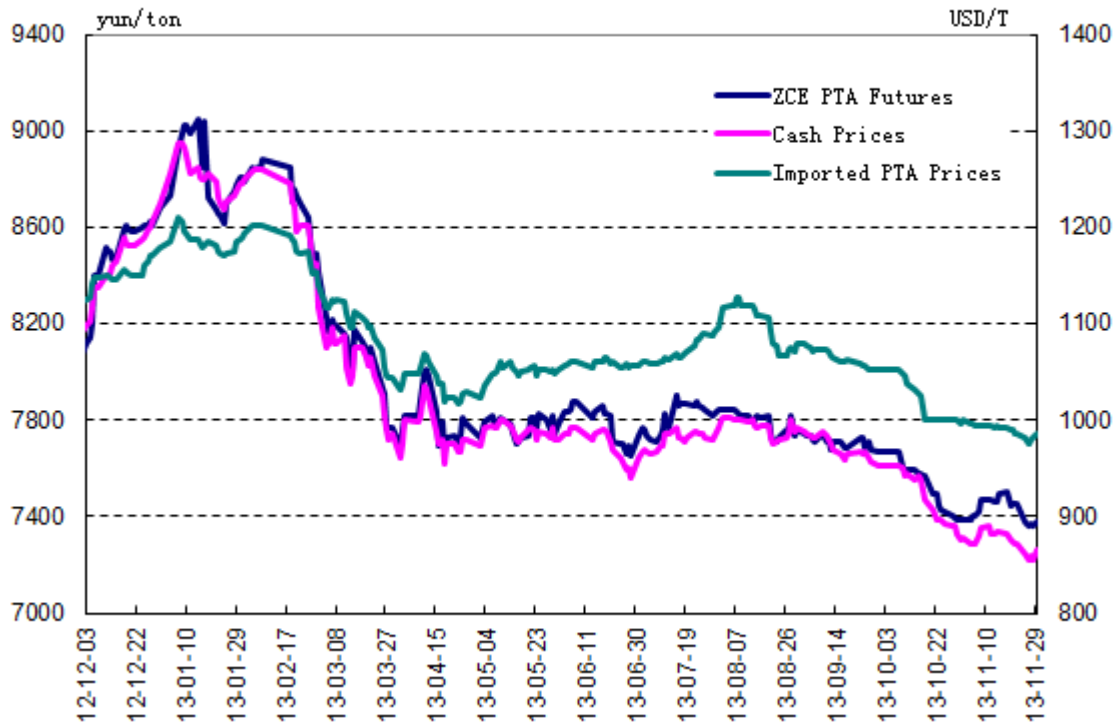
**ZCE Cotton Futures Prices vs Imported Cotton Prices**



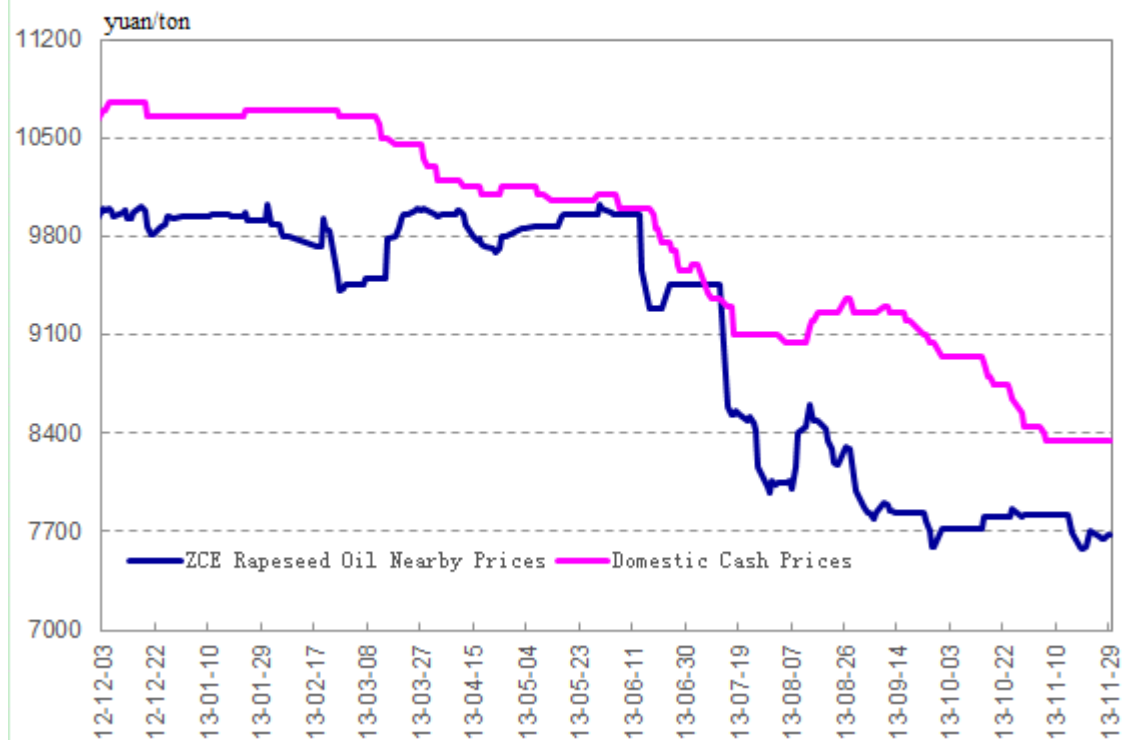
**ZCE Sugar Futures Prices vs Domestic Cash Prices Chart**



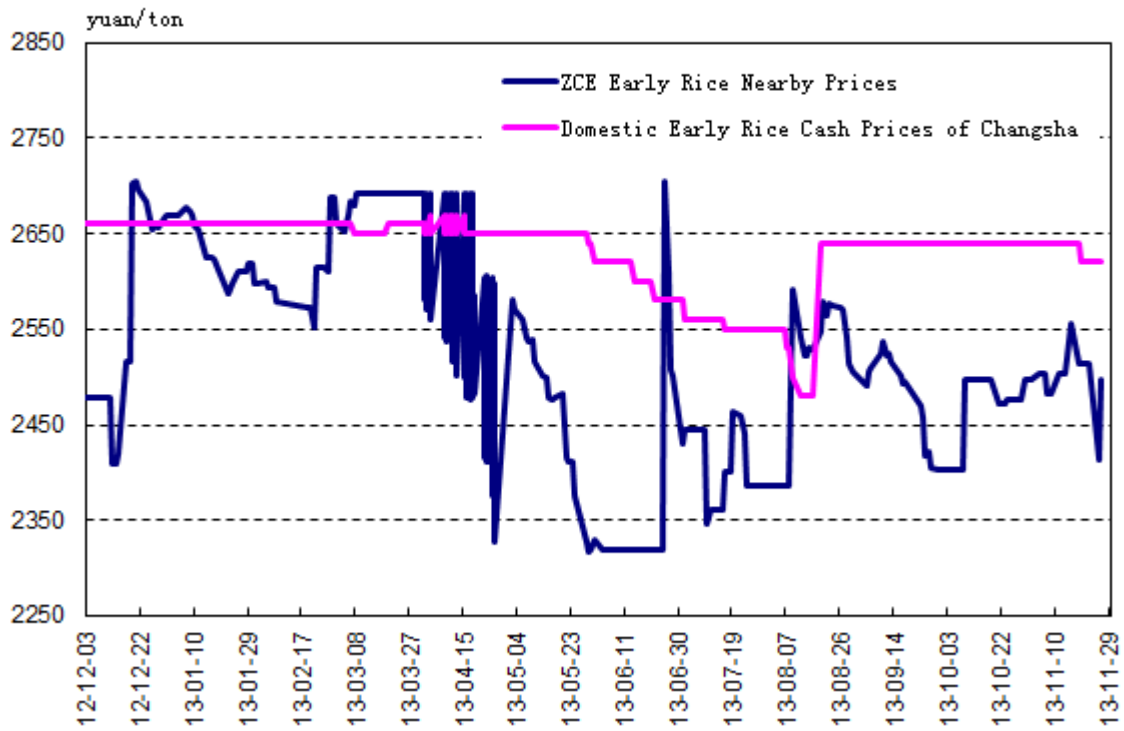
**ZCE PTA Futures vs PTA Cash Prices Chart**



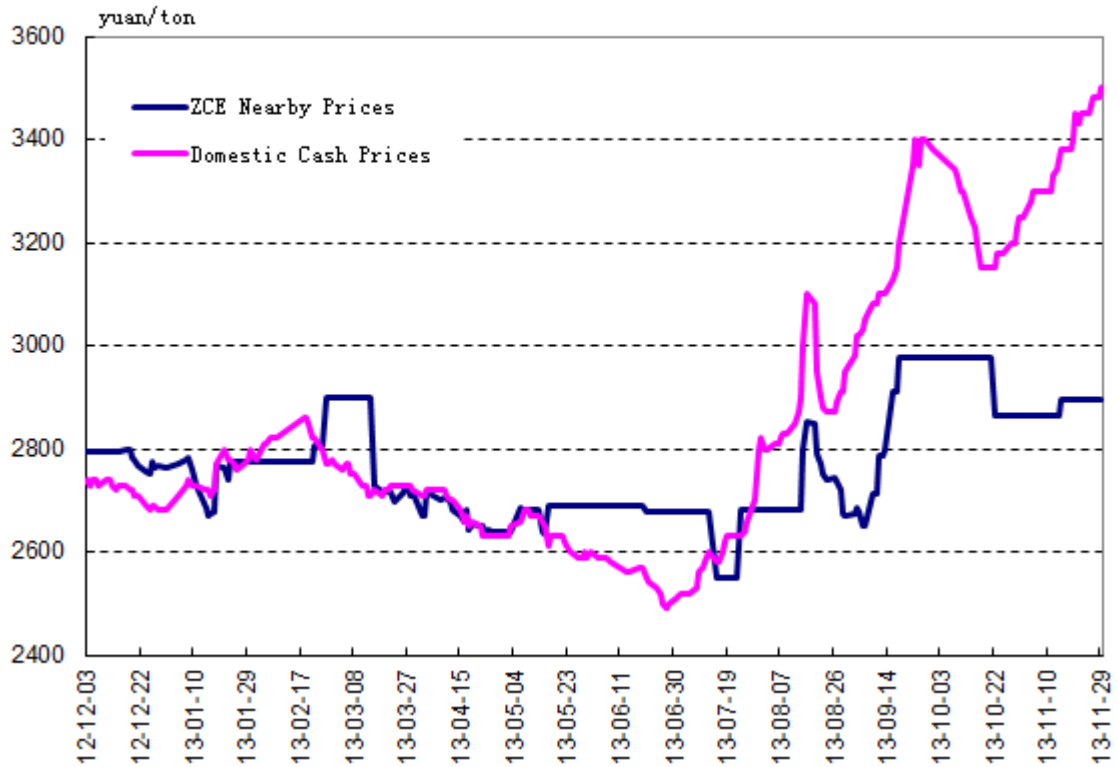
**ZCE Rapeseed Oil Futures Prices vs Domestic Cash Prices Chart**



**ZCE Early Rice Futures Prices vs Domestic Cash Prices Chart**

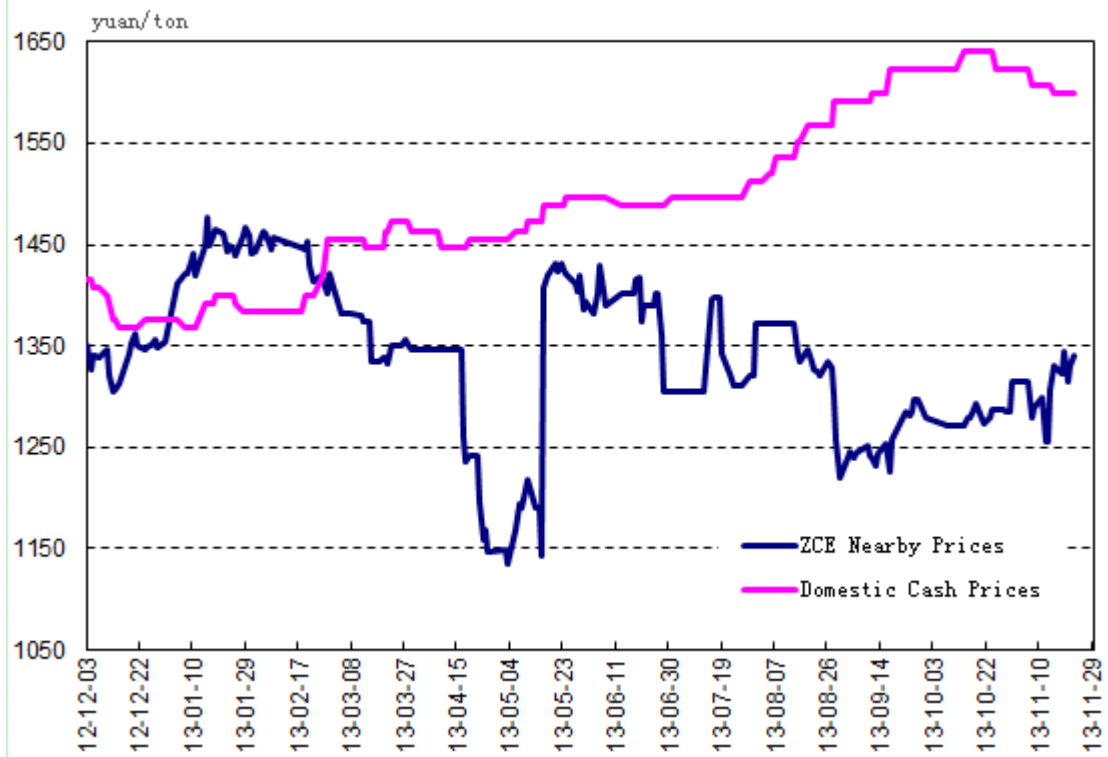


**ZCE Methanol Futures Prices vs Domestic Cash Prices Chart**

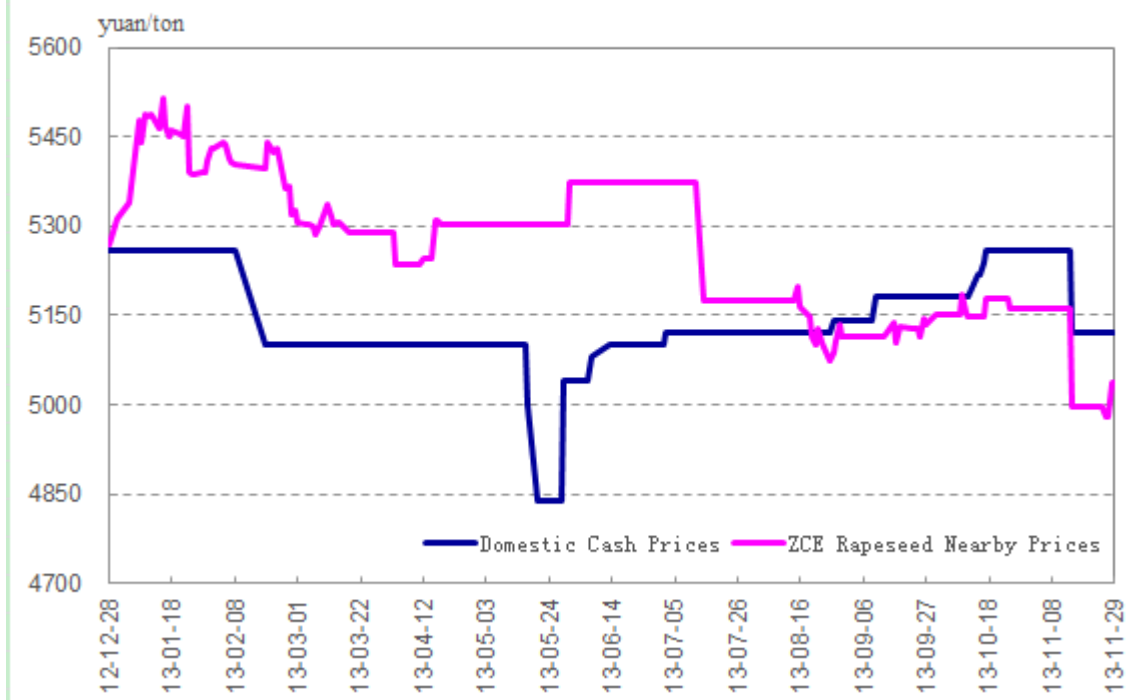




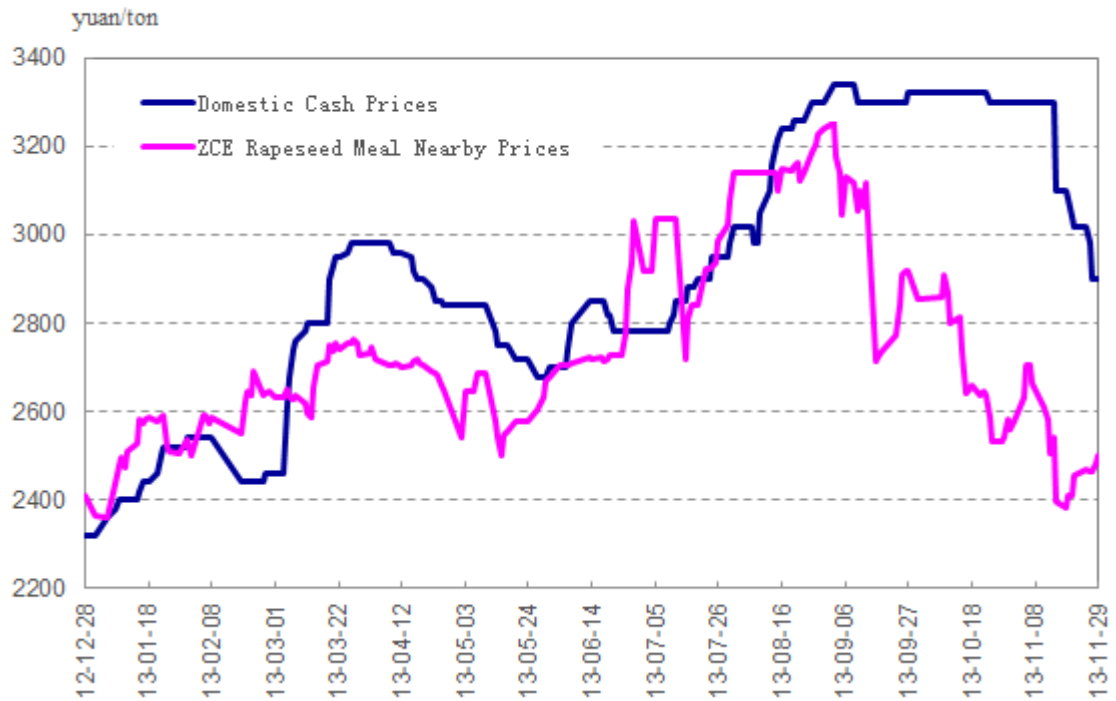
**ZCE Glass Futures Prices vs Domestic Cash Prices Chart**



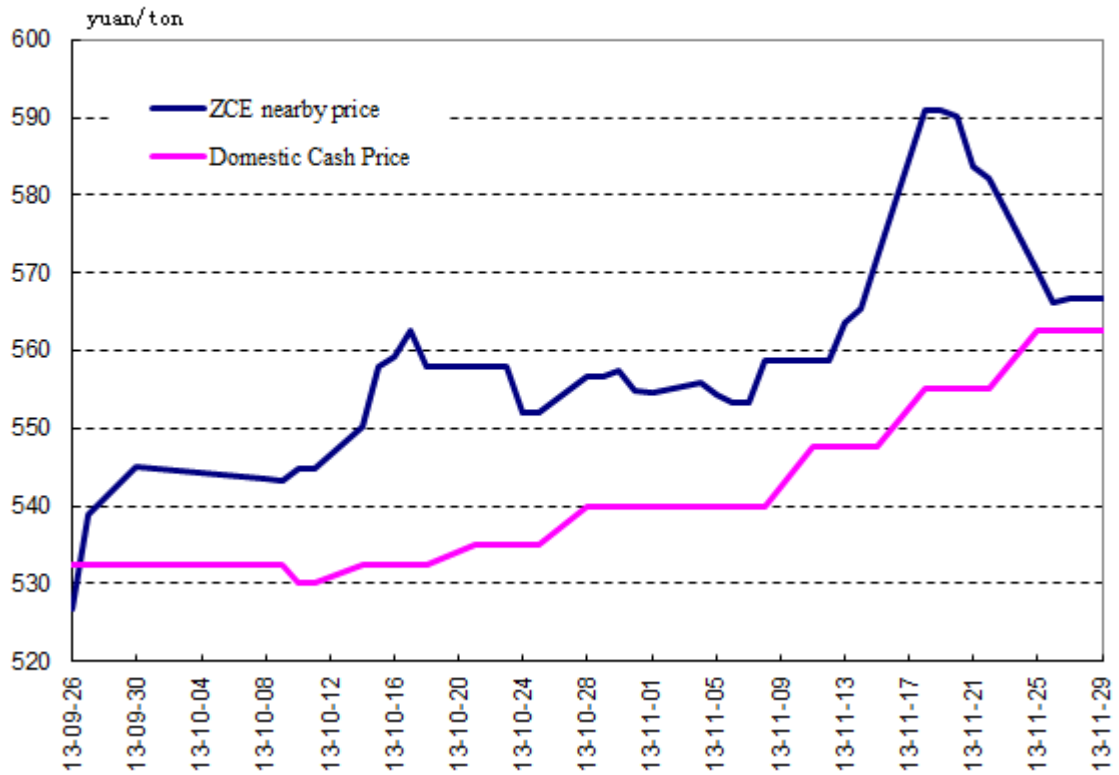
**ZCE Rapeseed Futures Prices vs Domestic Cash Prices Chart**



**ZCE Rapeseed Meal Futures Prices vs Domestic Cash Prices Chart**



**ZCE Thremal coal Futures vs Domestic Cash Prices Chart**



### III Trading Volume, Turnover, Open Interest and Physical Delivery

#### Trading Volume

	Nov-13	Nov -12	Change%	Jan' - Nov' 2013	Jan'-Nov' 2012	Change%
Cotton No.1 (CF)	385,768	1,532,590	-74.83%	14,287,346	40,119,722	-64.39%
Early Rice (ER)		892,472	-100.00%	716,498	6,993,824	-89.76%
Flat Glass (FG)	9,089,212		-	364,217,226	0	-
Japonic Rice (JR)	62,098		-	62,098	0	-
Methanol (ME)	242,514	486,372	-50.14%	1,848,454	7,425,936	-75.11%
Rapeseed Oil (OI)	7,007,518	1,188	589,758.42%	19,444,334	1,322	1,470,727.08%
Common Wheat (PM)	88	486	-81.89%	3,662	12,308	-70.25%
Early Rice (RI)	108,382	1,142	9,390.54%	833,106	1,354	61,429.25%
Rapeseed Meal (RM)	35,001,922		-	276,394,468	0	-
Rapeseed Oil (RO)		880,228	-100.00%	1,710,822	11,940,604	-85.67%
Rapeseed (RS)	214		-	2,348,876	0	-
Sugar (SR)	6,820,438	27,012,810	-74.75%	131,295,650	274,843,090	-52.23%
PTA	5,088,688	17,153,962	-70.34%	147,112,848	216,912,398	-32.18%
Thermal Coal (TC)	1,877,832		-	6,000,016	0	-
Strong Gluten Wheat (WH)	473,644	5,332	8,783.05%	3,141,236	9,412	33,274.80%
Strong Gluten Wheat (WS)		2,967,880	-100.00%	2,071,378	50,219,364	-95.88%
Hard White Wheat (WT)		0	-	0	201,802	-100.00%
<b>Total</b>	<b>66,158,318</b>	<b>50,934,462</b>	<b>29.89%</b>	<b>971,488,018</b>	<b>608,681,136</b>	<b>59.61%</b>

Note: 1. Unit: Trading volume in contract; 2. Trading volume includes buying and selling volume; 3. Contract size: 10 tons(WT & ER & SR & RS & RM), 5 tons(CF & TA & RO), 50 tons(ME & PM), 20 tons (RI & WH & FG&JR); 4. EFPs included.

#### Turnover

	Nov -13	Nov -12	Change%	Jan' - Nov' 2013	Jan'-Nov' 2012	Change%
Cotton No.1 (CF)	3,601,017	14,747,899	-75.58%	142,300,919	400,104,985	-64.43%
Early Rice (ER)		2,432,747	-100.00%	1,919,599	19,018,003	-89.91%
Flat Glass (FG)	23,919,189		-	1,046,567,235	0	-
Japonic Rice (JR)	380,212		-	380,212	0	-
Methanol (ME)	3,728,526	6,687,963	-44.25%	26,810,355	105,374,625	-74.56%
Rapeseed Oil (OI)	53,004,052	11,587	457,344.14%	151,247,170	12,943	1,168,463.47%
Common Wheat (PM)	1,145	5,723	-79.99%	45,202	139,777	-67.66%
Early Rice (RI)	539,465	6,344	8,403.55%	4,225,617	7,517	56,114.14%

<b>Rapeseed Meal (RM)</b>	84,387,543		-	673,410,331	0	-
<b>Rapeseed Oil (RO)</b>		4,250,273	-100.00%	8,492,525	60,993,716	-86.08%
<b>Rapeseed (RS)</b>	1,079		-	12,690,282	0	-
<b>Sugar (SR)</b>	34,787,189	142,977,852	-75.67%	685,570,011	1,563,137,885	-56.14%
<b>PTA</b>	19,039,835	65,139,537	-70.77%	586,233,698	854,378,687	-31.38%
<b>Thermal Coal (TC)</b>	21,704,069		-	67,379,290	0	-
<b>Strong Gluten Wheat (WH)</b>	2,682,713	28,026	9,472.23%	17,172,465	49,555	34,553.34%
<b>Strong Gluten Wheat (WS)</b>		7,411,942	-100.00%	5,266,894	127,138,382	-95.86%
<b>Hard White Wheat (WT)</b>		0	-	0	438,186	-100.00%
<b>Total</b>	247,776,034	243,699,893	1.67%	3,429,711,805	3,130,794,261	9.55%

Note: 1. Turnover in 10,000 Yuan; 2. Turnover includes buying and selling volume; 3. EFPs included.

### Open Interest

	Nov -13	Nov -12	Change%	Oct -13	Change%
<b>Cotton No.1 (CF)</b>	97,750	305,250	-67.98%	94,552	3.38%
<b>Early Rice (ER)</b>		80,004	-100.00%		0.00%
<b>Flat Glass (FG)</b>	730,334		-	983,464	-25.74%
<b>Japonic Rice (JR)</b>	5,168		-		-
<b>Methanol (ME)</b>	15,818	19,856	-20.34%	3,888	306.84%
<b>Rapeseed Oil (OI)</b>	323,814	382	84,668.06%	267,686	20.97%
<b>Common Wheat (PM)</b>	70	58	20.69%	76	-7.89%
<b>Early Rice (RI)</b>	21,724	604	3,496.69%	27,122	-19.90%
<b>Rapeseed Meal (RM)</b>	1,147,440		-	1,476,384	-22.28%
<b>Rapeseed Oil (RO)</b>		122,222	-100.00%		0.00%
<b>Rapeseed (RS)</b>	26		-	28	-7.14%
<b>Sugar (SR)</b>	703,938	865,800	-18.70%	711,942	-1.12%
<b>PTA</b>	782,460	494,700	58.17%	678,222	15.37%
<b>Thermal Coal (TC)</b>	100,196		-	64,186	56.10%
<b>Strong Gluten Wheat (WH)</b>	139,856	4,626	2,923.26%	107,482	30.12%
<b>Strong Gluten Wheat (WS)</b>		342,968	-100.00%		0.00%
<b>Hard White Wheat (WT)</b>			-		0.00%
<b>Total</b>	4,068,594	2,236,470	81.92%	4,415,032	-7.85%

Note: 1. Unit: Trading volume in contract; 2. Trading volume includes buying and selling volume; 3. Contract size: 10 tons(WT & ER & SR & RS & RM), 5 tons(CF & TA & RO), 50 tons(ME & PM), 20 tons (RI & WH & FG & JR); 4. EFPs included.

### Physical Delivery

	Nov 2013	Nov 2013	Nov 2012	Nov 2012	Jan'- Nov' 2013	Jan'- Nov' 2012
	Delivery Volume	EFPs	Delivery Volume	EFPs		
<b>CF</b>	1,288	0	1,664	1,464	11,528	41,464

<b>ER</b>			1	0	2,245	3,475
<b>FG</b>	25	0			2,800	
<b>JR</b>						
<b>ME</b>		0		0	2,115	1,621
<b>OI</b>		0			4,821	
<b>PM</b>		0			0	
<b>RI</b>		0			1,210	
<b>RM</b>	1,950	0			3,414	
<b>RO</b>				0	11,243	30,459
<b>RS</b>		0			2,202	
<b>SR</b>	300	0	312	20	7,545	17,174
<b>TA</b>	75	0	592	0	45,085	55,445
<b>TC</b>						
<b>WH</b>	441	0			2,890	
<b>WS</b>			752	0	22,666	43,224
<b>WT</b>				0		1,988
<b>Total</b>	4,079	0	3,321	1,484	119,764	194,850

Note: 1. Unit: Trading volume in contract; 2. Trading volume includes buying and selling volume; 3. Contract size: 10 tons(WT & ER & SR & RS & RM), 5 tons(CF & TA & RO), 50 tons(ME & PM), 20 tons (RI & WH & FG & JR); 4. EFPs included.

#### IV List of Quotations

Contract	Open	High	Low	Close	Month-end O.I	Change	Month-end Settlement	Volume	Turnover
CF311	19650	20195	0	19600	0	-2596	19480	1,578	1.56
CF401	19820	19830	19340	19760	12470	-21914	19725	57,854	56.849
CF403	19205	19295	0	19250	94	-14	19230	106	0.102
CF405	18645	18720	18310	18690	65310	16282	18650	285,772	265.23
CF407	18550	18555	0	18395	70	-26	18505	136	0.125
CF409	18345	18430	17865	18165	13886	5546	18155	32,114	29.109
CF411	18000	18000	16910	17340	5920	5920	17340	8,208	7.125
<b>Subtotal</b>					<b>97750</b>			<b>385,768</b>	<b>360.102</b>
FG311	1280	1300	0	1280	0	-152	1306	116	0.03
FG312	1349	1399	0	1356	372	-2418	1344	2,762	0.742
FG401	1318	1325	1288	1317	152434	-240120	1318	1,093,578	286.898
FG402	1313	1336	0	1317	746	-520	1317	1,934	0.507
FG403	1311	1324	0	1315	382	-218	1313	1,042	0.273
FG404	1329	1331	0	1317	302	-64	1314	310	0.082
FG405	1327	1335	1292	1317	532464	-11524	1315	7,891,766	2,076.15

FG406	1371	1393	1361	1381	588	180	1382	554	0.153
FG407	1395	1399	0	1399	0	-2	1386	12	0.003
FG408	1399	1403	0	1403	194	-8	1403	186	0.052
FG409	1395	1410	1374	1399	42846	1712	1396	96,934	27.023
FG410	1400	1411	0	1398	6	4	1399	18	0.005
FG411	0	0	0	0	0	0	1390	0	0
<b>Subtotal</b>					<b>730334</b>			<b>9,089,212</b>	<b>2,391.92</b>
JR403	3051	3294	0	3090	232	232	3092	1,592	0.979
JR405	3060	3128	3022	3100	4238	4238	3098	56,128	34.341
JR407	3040	3124	0	3124	12	12	3124	164	0.1
JR409	3090	3112	3068	3089	632	632	3086	4,140	2.555
JR411	3085	3091	0	3072	54	54	3072	74	0.046
<b>Subtotal</b>					<b>5168</b>			<b>62,098</b>	<b>38.021</b>
ME311	0	0	0	0	0	0	2865	0	0
ME312	0	0	0	0	0	0	2897	0	0
ME401	2836	3175	2810	3149	11820	8142	3132	211,620	325.335
ME402	2861	3175	0	3135	6	4	3094	612	0.95
ME403	0	0	0	0	0	0	3221	0	0
ME404	0	0	0	0	0	0	3087	0	0
ME405	2878	3137	2835	3064	3962	3760	3059	30,130	46.336
ME406	3018	3099	0	3033	2	2	3038	36	0.055
ME407	0	0	0	0	0	0	3089	0	0
ME408	2934	2971	0	2971	2	0	3056	4	0.006
ME409	2905	3099	0	3045	26	22	3040	98	0.149
ME410	3091	3091	0	3026	0	0	3064	14	0.021
ME411	0	0	0	0	0	0	3064	0	0
<b>Subtotal</b>					<b>15818</b>			<b>242,514</b>	<b>372.853</b>
OI311	0	0	0	0	0	0	7812	0	0
OI401	7464	7738	7460	7690	27708	-58040	7674	403,816	306.438
OI403	7624	7694	0	7636	10	0	7650	280	0.212
OI405	7404	7694	7396	7606	278376	103208	7586	6,535,726	4,942.24
OI407	7592	7692	0	7582	14	10	7572	70	0.053
OI409	7474	7746	7470	7622	17692	10936	7608	67,580	51.428
OI411	7720	7792	0	7600	14	14	7600	46	0.035
<b>Subtotal</b>					<b>323814</b>			<b>7,007,518</b>	<b>5,300.41</b>
PM311	0	0	0	0	0	0	2680	0	0
PM401	2599	2626	0	2603	38	-6	2594	56	0.073
PM403	2648	2648	0	2648	2	-2	2648	2	0.003
PM405	2590	2639	0	2639	16	2	2635	16	0.021
PM407	0	0	0	0	0	0	2621	0	0
PM409	2587	2662	0	2611	14	0	2637	10	0.013

PM411	2576	2625	0	2625	0	0	2625	4	0.005
<b>Subtotal</b>					70			88	0.115
RI311	0	0	0	0	0	0	2498	0	0
RI401	2464	2534	2447	2463	6204	-8128	2462	29,228	14.527
RI403	2482	2520	0	2460	2	-2	2460	18	0.009
RI405	2460	2523	2454	2475	15484	2724	2475	79,034	39.359
RI407	2513	2529	0	2497	8	-2	2497	14	0.007
RI409	2524	2564	0	2529	24	8	2526	84	0.043
RI411	2606	2606	0	2561	2	2	2561	4	0.002
<b>Subtotal</b>					<b>21724</b>			<b>108,382</b>	<b>53.947</b>
RM311	2562	2750	2505	2540	0	-9148	2540	5,550	1.464
RM401	2365	2512	2364	2502	238120	-579646	2501	10,712,842	2,592.89
RM403	2394	2533	2389	2530	3872	1974	2525	7,532	1.851
RM405	2384	2458	2365	2445	632314	126352	2437	22,199,786	5,352.46
RM407	2384	2435	2367	2435	1430	-66	2430	2,556	0.615
RM408	2367	2436	2363	2427	394	-86	2421	2,102	0.506
RM409	2343	2403	2328	2391	241332	101698	2384	1,958,522	463.686
RM411	2228	2294	2212	2250	29978	29978	2246	113,032	25.285
<b>Subtotal</b>					<b>1147440</b>			<b>35,001,922</b>	<b>8,438.75</b>
RS311	0	0	0	0	0	0	5161	0	0
RS407	5036	5063	0	5012	4	-6	5038	22	0.011
RS408	4959	5145	0	5145	0	0	5052	4	0.002
RS409	5212	5212	0	4985	20	2	4996	184	0.093
RS411	4897	4952	0	4952	2	2	4925	4	0.002
<b>Subtotal</b>					<b>26</b>			<b>214</b>	<b>0.108</b>
SR311	5490	5490	0	5100	0	-788	5100	278	0.149
SR401	5199	5226	5046	5057	148546	-228184	5063	1,079,132	558.358
SR403	5176	5198	0	5038	264	78	5047	314	0.161
SR405	5160	5205	4981	5012	420518	175768	5022	5,353,954	2,720.59
SR407	5185	5218	0	5057	126	46	5045	250	0.127
SR409	5219	5269	5057	5076	118884	39090	5089	329,066	169.446
SR411	5243	5266	0	5111	36	2	5124	220	0.114
SR501	5239	5321	5100	5130	15280	5716	5147	56,268	29.28
SR503	5253	5324	0	5145	14	-2	5157	118	0.062
SR505	5276	5276	5150	5170	270	270	5184	838	0.434
<b>Subtotal</b>					<b>703938</b>			<b>6,820,438</b>	<b>3,478.72</b>
TA311	7400	7500	0	7434	0	-88	7458	108	0.04
TA312	7460	7600	0	7378	10704	10636	7380	18,628	6.915
TA401	7520	7680	7412	7468	383268	-163082	7454	1,219,588	459.069
TA402	7474	7578	0	7442	100	-26	7448	122	0.046
TA403	7530	7592	0	7556	10	8	7446	126	0.047

TA404	7484	7590	0	7412	34	6	7476	108	0.041
TA405	7404	7550	7390	7476	385794	255250	7458	3,838,642	1,433.59
TA406	7386	7546	0	7420	20	0	7454	32	0.012
TA407	7508	7508	0	7508	4	0	7426	2	0.001
TA408	0	0	0	0	34	0	7426	0	0
TA409	7404	7560	7392	7460	2492	1534	7446	11,332	4.225
TA410	0	0	0	0	0	0	7446	0	0
TA411	0	0	0	0	0	0	7420	0	0
<b>Subtotal</b>					<b>782,460</b>			<b>5,088,688</b>	<b>1,903.98</b>
TC312	552.8	600	0	566.6	0	-12	566.6	62	0.071
TC401	553	597.2	550.2	597.2	10,340	-32,130	593.6	337,606	378.541
TC402	560.2	593.8	0	593.8	4	2	593.8	38	0.044
TC403	556.6	595.2	0	595.2	18	12	595.2	34	0.039
TC404	564.6	596.4	0	596.4	22	20	596.4	78	0.09
TC405	565.6	598.6	555.4	595	83,382	63,096	594.8	1,522,512	1,770.87
TC406	573.6	599.4	0	597.2	10	2	598.4	190	0.218
TC407	580	598.2	0	597	0	0	597.6	8	0.009
TC408	571.6	598.8	0	596.8	4	-6	597.2	22	0.026
TC409	578	603.6	568.8	598.4	6,412	5,022	598.8	17,236	20.443
TC410	587	603.2	0	600.8	4	4	600.8	20	0.024
TC411	584.2	594.6	0	593	0	0	601.8	26	0.031
<b>小计</b>					<b>100,196</b>			<b>1,877,832</b>	<b>2,170.41</b>
WH311	2762	2820	0	2815	0	-980	2816	568	0.312
WH401	2789	2874	2741	2866	50132	-12270	2863	195,562	109.674
WH403	2787	2866	0	2866	2	0	2866	6	0.003
WH405	2835	2894	2794	2881	79506	40046	2877	263,144	150.24
WH407	2801	2836	0	2836	16	-2	2828	14	0.008
WH409	2788	2815	2765	2791	10196	5576	2791	14,330	8.023
WH411	2769	2833	0	2756	4	4	2778	20	0.011
<b>Subtotal</b>					<b>139,856</b>			<b>473,644</b>	<b>268.271</b>
<b>Total</b>					<b>4,068,594</b>			<b>66,158,318</b>	<b>24,777.60</b>

Note: 1. Price: Yuan/Ton ; 2 .Trading volume and month-end open interest in contract ; 3. Turnover :10,000 Yuan ; 4. Trading volume、turnover and Month-end open interest include buying and selling volume; 5. EFPs not included.

## V Daily Settlement Price by Contracts

Cotton No. 1									
Date	311	401	403	405	407	409	411	Vol	O. I.
2013-11-1	20005	19805	19290	18655	18530	18355		11816	92942
2013-11-4	20005	19795	19290	18660	18530	18315		5984	93846
2013-11-5	19650	19785	19290	18635	18535	18320		6226	93512



2013-11-6	19900	19765	19205	18565	18450	18315		16578	96280
2013-11-7	19995	19795	19215	18570	18450	18325		6896	97000
2013-11-8	20195	19815	19260	18610	18500	18375		12098	95030
2013-11-11	20075	19800	19235	18680	18550	18405		13976	92518
2013-11-12	19805	19770	19230	18625	18520	18370		12954	92922
2013-11-13	19680	19750	19260	18635	18520	18395		8944	91984
2013-11-14	19480	19745	19220	18680	18535	18385		16008	88290
2013-11-15		19750	19220	18635	18535	18335	17565	18368	85036
2013-11-18		19540	19095	18505	18430	18230	17420	49728	103292
2013-11-19		19430	19055	18375	18270	18050	17285	46576	113128
2013-11-20		19635	19215	18515	18385	18065	17320	34592	106176
2013-11-21		19700	19250	18580	18400	18015	17320	29206	104590
2013-11-22		19690	19180	18575	18395	18005	17315	11346	103504
2013-11-25		19680	19220	18555	18395	17980	17280	16266	104998
2013-11-26		19680	19250	18595	18400	18005	17255	11654	104744
2013-11-27		19670	19230	18590	18400	17995	17245	25266	103614
2013-11-28		19685	19230	18600	18440	18120	17305	14830	100846
2013-11-29		19725	19230	18650	18505	18155	17340	16456	97750

Strong Gluten Wheat									
Date	311	401	403	405	407	409	411	Vol	O. I.
2013-11-1	2732	2760	2788	2809	2804	2780		55244	113772
2013-11-4	2740	2759	2788	2806	2804	2780		30320	117930
2013-11-5	2740	2773	2787	2827	2805	2786		26556	119908
2013-11-6	2780	2785	2797	2834	2807	2792		21812	120334
2013-11-7	2810	2796	2816	2845	2818	2798		24302	120286
2013-11-8	2765	2807	2831	2848	2818	2804		14008	122196
2013-11-11	2771	2821	2831	2858	2818	2809		29570	127474
2013-11-12	2801	2804	2831	2847	2819	2804		15510	127848
2013-11-13	2816	2806	2831	2844	2819	2802		15986	126340
2013-11-14	2816	2812	2831	2851	2822	2806		19604	126334
2013-11-15		2814	2831	2855	2822	2807	2806	19036	126174
2013-11-18		2814	2831	2853	2822	2803	2801	10526	127466
2013-11-19		2822	2836	2863	2833	2809	2801	24050	130510
2013-11-20		2838	2845	2878	2833	2811	2809	28756	134980
2013-11-21		2838	2845	2875	2833	2803	2809	13390	134080
2013-11-22		2842	2845	2874	2833	2803	2809	11002	135698
2013-11-25		2839	2845	2864	2833	2795	2809	15878	133948
2013-11-26		2857	2845	2876	2828	2796	2809	31630	136816
2013-11-27		2869	2845	2885	2828	2794	2809	32000	137090
2013-11-28		2858	2866	2873	2828	2784	2778	23544	140156
2013-11-29		2863	2866	2877	2828	2791	2778	10920	139856

Common Wheat									
Date	311	401	403	405	407	409	411	Vol	O. I.
2013-11-1	2680	2599	2608	2607	2621	2606		18	76
2013-11-4	2680	2599	2608	2594	2621	2606		4	76
2013-11-5	2680	2599	2608	2596	2621	2606		2	76
2013-11-6	2680	2599	2608	2596	2621	2606		0	76
2013-11-7	2680	2599	2648	2596	2621	2606		2	74
2013-11-8	2680	2599	2648	2624	2621	2587		4	78
2013-11-11	2680	2626	2648	2624	2621	2596		2	76
2013-11-12	2680	2626	2648	2624	2621	2599		0	76
2013-11-13	2680	2626	2648	2624	2621	2599		0	76
2013-11-14	2680	2626	2648	2624	2621	2599		0	76
2013-11-15		2626	2648	2624	2621	2636	2576	4	78
2013-11-18		2581	2648	2624	2621	2597	2625	16	74
2013-11-19		2596	2648	2624	2621	2600	2625	8	70
2013-11-20		2596	2648	2624	2621	2600	2625	0	70
2013-11-21		2596	2648	2624	2621	2601	2625	0	70
2013-11-22		2596	2648	2624	2621	2637	2625	4	70
2013-11-25		2594	2648	2639	2621	2637	2625	24	70
2013-11-26		2594	2648	2639	2621	2637	2625	0	70
2013-11-27		2594	2648	2639	2621	2637	2625	0	70
2013-11-28		2594	2648	2635	2621	2637	2625	0	70
2013-11-29		2594	2648	2635	2621	2637	2625	0	70

White Sugar												
Date	311	401	403	405	407	409	411	501	503	505	Vol	O. I.
2013-11-1	5,490	5,191	5,176	5,148	5,192	5,224	5,243	5,249	5,270		524252	684866
2013-11-4	5,490	5,198	5,198	5,158	5,185	5,221	5,213	5,267	5,270		264916	670018
2013-11-5	5,484	5,216	5,210	5,186	5,217	5,249	5,260	5,303	5,308		483512	712330
2013-11-6	5,484	5,204	5,197	5,182	5,207	5,246	5,242	5,306	5,322		257198	714980
2013-11-7	5,470	5,197	5,195	5,166	5,192	5,229	5,236	5,291	5,308		221014	676644
2013-11-8	5,450	5,200	5,190	5,164	5,189	5,224	5,240	5,288	5,305		204428	642408
2013-11-11	5,340	5,195	5,170	5,148	5,171	5,203	5,219	5,262	5,302		266398	638024
2013-11-12	5,360	5,191	5,153	5,133	5,164	5,184	5,200	5,240	5,286		268544	622386
2013-11-13	5,288	5,184	5,134	5,127	5,164	5,179	5,202	5,230	5,286		283496	630056
2013-11-14	5,100	5,189	5,154	5,140	5,150	5,192	5,216	5,235	5,252		251142	643370
2013-11-15		5,161	5,110	5,104	5,144	5,160	5,176	5,210	5,249	5,243	516890	648292
2013-11-18		5,124	5,090	5,054	5,091	5,111	5,162	5,162	5,181	5,195	377102	680026
2013-11-19		5,111	5,071	5,045	5,073	5,109	5,154	5,147	5,181	5,184	279434	681694
2013-11-20		5,114	5,071	5,045	5,084	5,113	5,174	5,160	5,194	5,191	358742	672890
2013-11-21		5,114	5,078	5,048	5,078	5,119	5,171	5,165	5,194	5,194	238458	670740
2013-11-22		5,088	5,050	5,020	5,066	5,107	5,153	5,153	5,182	5,180	444338	694920
2013-11-25		5,058	5,020	4,995	5,031	5,078	5,134	5,134	5,163	5,169	350124	699910

2013-11-26		5,056	5,020	4,992	5,028	5,067	5,118	5,125	5,146	5,158	230058	698958
2013-11-27		5,069	5,032	5,011	5,048	5,080	5,124	5,138	5,146	5,175	335136	705148
2013-11-28		5,065	5,045	5,013	5,041	5,076	5,107	5,133	5,157	5,173	396624	703004
2013-11-29		5,063	5,047	5,022	5,045	5,089	5,124	5,147	5,157	5,184	268632	703938

Rapeseed Oil									
Date	311	401	403	405	407	409	411	Vol	O. I.
2013-11-1	7812	7526	7550	7484	7544	7542		300138	293934
2013-11-4	7812	7622	7640	7588	7616	7638		444008	315500
2013-11-5	7812	7596	7608	7560	7604	7604		297624	336804
2013-11-6	7812	7570	7538	7536	7528	7586		229986	342266
2013-11-7	7812	7520	7492	7480	7520	7542		245932	340538
2013-11-8	7812	7524	7534	7478	7510	7536		230876	314478
2013-11-11	7812	7522	7464	7452	7482	7516		149736	305736
2013-11-12	7812	7540	7550	7492	7546	7550		306526	332588
2013-11-13	7812	7606	7600	7562	7556	7620		294612	334304
2013-11-14	7812	7644	7668	7602	7692	7648		394660	366150
2013-11-15		7690	7668	7652	7692	7710	7718	658768	388134
2013-11-18		7594	7592	7548	7552	7616	7656	352056	358868
2013-11-19		7572	7582	7522	7538	7594	7600	457764	359794
2013-11-20		7592	7598	7514	7520	7576	7600	348634	364704
2013-11-21		7652	7626	7582	7582	7636	7642	486630	366898
2013-11-22		7698	7638	7636	7690	7698	7642	384528	340704
2013-11-25		7666	7638	7604	7650	7664	7642	308666	336908
2013-11-26		7652	7666	7550	7562	7600	7642	301344	330606
2013-11-27		7650	7666	7548	7572	7590	7600	238644	321418
2013-11-28		7672	7688	7580	7572	7622	7600	316698	324176
2013-11-29		7674	7650	7586	7572	7608	7600	259688	323814

Rapeseed							
Date	311	407	408	409	411	Vol	O. I.
2013-11-1	5161	4976	5083	5012		0	28
2013-11-4	5161	4976	5083	5064		8	30
2013-11-5	5161	4976	5083	5064		0	30
2013-11-6	5161	4976	5052	5050		4	30
2013-11-7	5161	5017	5052	5025		12	20
2013-11-8	5161	5017	5052	5025		0	20
2013-11-11	5161	5017	5052	5025		0	20
2013-11-12	5161	5017	5052	5025		0	20
2013-11-13	5161	4998	5052	5079		62	28
2013-11-14	5161	4998	5052	5076		0	28
2013-11-15		4998	5052	5052	5076	2	26

2013-11-18		4998	5052	5052	5076	0	26
2013-11-19		4998	5052	5027	5076	4	24
2013-11-20		4998	5052	5030	5076	4	24
2013-11-21		4998	5052	5052	5076	20	20
2013-11-22		4998	5052	5052	5076	0	20
2013-11-25		4998	5052	5053	5076	48	20
2013-11-26		4981	5052	5040	5076	8	18
2013-11-27		4981	5052	5040	5076	0	18
2013-11-28		5038	5052	5005	4925	30	26
2013-11-29		5038	5052	4996	4925	12	26

<b>Rapeseed Meal</b>										
Date	311	401	403	405	407	408	409	411	Vol	O. I.
2013-11-1	2578	2375	2396	2395	2387	2380	2356		998510	1413926
2013-11-4	2634	2412	2433	2426	2409	2407	2369		2595792	1550874
2013-11-5	2704	2439	2451	2441	2416	2422	2389		2161962	1536890
2013-11-6	2703	2441	2453	2439	2417	2419	2382		2160930	1677000
2013-11-7	2664	2421	2442	2441	2416	2422	2388		2991760	1505626
2013-11-8	2648	2398	2422	2421	2408	2413	2376		2140760	1370504
2013-11-11	2608	2399	2433	2427	2414	2415	2383		1891428	1316098
2013-11-12	2582	2400	2435	2419	2408	2413	2380		1569770	1215906
2013-11-13	2506	2417	2449	2432	2417	2422	2383		1340068	1198984
2013-11-14	2540	2403	2437	2415	2402	2404	2369		1338836	1278618
2013-11-15		2395	2426	2401	2393	2393	2360	2277	1631642	1221056
2013-11-18		2381	2412	2374	2373	2374	2337	2249	1526028	1281640
2013-11-19		2412	2438	2384	2378	2383	2337	2242	1429278	1212342
2013-11-20		2409	2437	2378	2375	2379	2338	2239	1565326	1223620
2013-11-21		2456	2473	2388	2384	2383	2344	2230	2059970	1232686
2013-11-22		2460	2481	2402	2391	2396	2351	2217	1734282	1152430
2013-11-25		2469	2489	2418	2406	2414	2362	2226	1097798	1072862
2013-11-26		2464	2489	2406	2395	2397	2353	2228	1052472	1094932
2013-11-27		2465	2492	2411	2408	2405	2370	2240	1596908	1189930
2013-11-28		2481	2512	2422	2417	2415	2376	2239	964166	1155434
2013-11-29		2501	2525	2437	2430	2421	2384	2246	1154236	1147440

<b>Early Rice</b>										
Date	311	401	403	405	407	409	411	Vol	O. I.	
2013-11-1	2498	2458	2452	2463	2513	2524		8940	29108	
2013-11-4	2498	2468	2461	2469	2513	2526		3634	28096	
2013-11-5	2498	2471	2464	2476	2513	2528		4440	27470	
2013-11-6	2498	2473	2466	2472	2513	2528		4746	27366	
2013-11-7	2498	2471	2464	2470	2513	2520		3586	26802	

2013-11-8	2498	2479	2472	2474	2513	2517		3090	26540
2013-11-11	2498	2473	2466	2469	2513	2522		3344	26098
2013-11-12	2498	2479	2472	2472	2513	2533		3516	25754
2013-11-13	2498	2486	2479	2476	2513	2538		3170	25158
2013-11-14	2498	2513	2482	2503	2530	2554		18622	24114
2013-11-15		2515	2484	2501	2530	2554	2606	10476	23840
2013-11-18		2513	2487	2503	2530	2543	2606	8218	23522
2013-11-19		2514	2488	2505	2529	2545	2606	7068	23384
2013-11-20		2516	2488	2504	2529	2554	2606	2912	23652
2013-11-21		2510	2482	2500	2519	2555	2561	1940	23310
2013-11-22		2512	2477	2503	2519	2553	2561	3942	23042
2013-11-25		2487	2520	2486	2519	2542	2561	5136	22046
2013-11-26		2468	2495	2480	2519	2536	2561	4296	21644
2013-11-27		2470	2494	2483	2519	2536	2561	2576	21866
2013-11-28		2470	2494	2482	2497	2532	2561	1786	21582
2013-11-29		2462	2460	2475	2497	2526	2561	2944	21724

PTA															
Date	311	312	401	402	403	404	405	406	407	408	409	410	411	Vol	O. I.
2013-11-1	7386	7464	7524	7446	7448	7460	7424	7422	7422	7452	7426	7468		215856	671552
2013-11-4	7386	7464	7508	7446	7448	7466	7438	7422	7422	7448	7422	7468		205864	684038
2013-11-5	7400	7446	7512	7474	7498	7484	7448	7422	7422	7448	7442	7468		238932	687560
2013-11-6	7400	7464	7512	7474	7498	7440	7422	7396	7418	7446	7416	7468		216612	689508
2013-11-7	7416	7488	7554	7498	7498	7506	7474	7398	7424	7446	7460	7468		379894	671178
2013-11-8	7468	7560	7596	7578	7522	7590	7516	7510	7508	7478	7520	7468		375220	650624
2013-11-11	7468	7530	7604	7578	7550	7566	7518	7510	7508	7482	7514	7468		179368	650368
2013-11-12	7468	7530	7580	7562	7550	7556	7498	7504	7498	7482	7490	7468		195928	644268
2013-11-13	7458	7504	7562	7544	7544	7540	7488	7452	7488	7482	7482	7468		167702	644750
2013-11-14	7458	7506	7578	7504	7542	7540	7516	7464	7488	7482	7508	7468		285232	676162
2013-11-15		7496	7562	7550	7588	7586	7500	7448	7488	7482	7492	7468	7468	178794	690010
2013-11-18		7500	7562	7520	7550	7546	7498	7448	7488	7482	7488	7468	7468	276064	702526
2013-11-19		7446	7520	7508	7528	7500	7454	7448	7470	7482	7444	7468	7468	311786	722430
2013-11-20		7454	7532	7504	7524	7500	7484	7490	7470	7482	7482	7468	7468	200378	728898
2013-11-21		7450	7518	7498	7518	7510	7478	7458	7438	7482	7470	7468	7468	225252	729100
2013-11-22		7454	7516	7496	7516	7498	7484	7458	7438	7480	7484	7468	7468	242270	735350
2013-11-25		7380	7446	7426	7446	7432	7434	7422	7406	7418	7430	7446	7414	269682	766254
2013-11-26		7362	7436	7426	7446	7452	7428	7422	7406	7418	7420	7446	7414	240446	752278
2013-11-27		7366	7436	7426	7446	7452	7420	7422	7406	7418	7414	7446	7414	190472	751634
2013-11-28		7358	7432	7414	7446	7452	7426	7420	7404	7416	7420	7446	7420	173830	756038
2013-11-29		7380	7454	7448	7446	7476	7458	7454	7426	7426	7446	7446	7420	319106	782460

Methanol

Date	312	401	402	403	404	404	405	406	407	408	409	410	411	Vol	O. I.
2013-11-1	2865	2897	2828	2861	2979	2858	2853	2876	2924	2836	2875	2856		2486	3796
2013-11-4	2865	2897	2836	2869	2987	2866	2855	2878	2926	2838	2875	2858		1084	3788
2013-11-5	2865	2897	2859	2896	3011	2889	2872	2895	2943	2855	2894	2875		2658	3846
2013-11-6	2865	2897	2870	2907	3023	2900	2888	2911	2959	2871	2905	2886		1650	3754
2013-11-7	2865	2897	2866	2907	3019	2896	2883	2906	2954	2866	2906	2887		1218	3376
2013-11-8	2865	2897	2846	2887	2998	2876	2874	2897	2945	2857	2906	2878		1248	3184
2013-11-11	2865	2897	2875	2915	3029	2905	2908	2931	2980	2891	2906	2912		3718	4326
2013-11-12	2865	2897	2892	2932	3047	2922	2901	2924	2973	2884	2917	2923		4356	4736
2013-11-13	2865	2897	2898	2932	3053	2928	2905	2928	2977	2888	2918	2927		1564	4854
2013-11-14	2865	2897	2926	2963	3082	2956	2919	2942	2991	2902	2918	2941		5444	5860
2013-11-15		2897	2938	2975	3095	2968	2919	2942	2991	2934	2920	2973	2973	5384	5274
2013-11-18		2897	2971	3008	3130	3001	2932	2955	3004	2971	2926	3010	3010	10506	7104
2013-11-19		2897	2984	3021	3144	3014	2924	2947	2996	2963	2918	3002	3002	6650	7566
2013-11-20		2897	3020	3057	3182	3050	2934	2957	3006	2973	2918	3012	3012	13560	10130
2013-11-21		2897	3037	3074	3200	3067	2937	2960	3009	2976	2918	3015	3015	9988	10626
2013-11-22		2897	3104	3122	3250	3115	2977	3000	3050	3017	2961	3059	3059	32304	13266
2013-11-25		2897	3147	3165	3295	3158	3067	3091	3142	3108	3021	3045	3045	44828	14922
2013-11-26		2897	3134	3152	3281	3145	3106	3130	3182	3148	3071	3095	3095	29946	14820
2013-11-27		2897	3144	3106	3233	3099	3095	3119	3171	3137	3085	3109	3109	29448	16120
2013-11-28		2897	3141	3103	3230	3096	3087	3111	3163	3129	3080	3104	3104	13604	15624
2013-11-29		2897	3132	3094	3221	3087	3059	3038	3089	3056	3040	3064	3064	20870	15818

Flat Glass															
Date	312	401	402	403	404	404	405	406	407	408	409	410	411	Vol	O. I.
2013-11-1	1315	1354	1319	1313	1311	1325	1328	1377	1387	1399	1398	1400		880802	952244
2013-11-4	1315	1357	1317	1322	1311	1318	1325	1375	1385	1399	1394	1400		441584	931752
2013-11-5	1315	1350	1318	1320	1317	1327	1328	1380	1388	1402	1397	1400		524102	937160
2013-11-6	1315	1348	1317	1320	1320	1315	1324	1381	1389	1400	1396	1400		702948	941038
2013-11-7	1280	1349	1315	1320	1319	1315	1321	1380	1389	1403	1397	1400		399080	921788
2013-11-8	1289	1345	1313	1315	1315	1315	1319	1380	1389	1397	1395	1391		331436	912108
2013-11-11	1300	1342	1305	1311	1313	1309	1309	1373	1388	1398	1393	1391		418702	928750
2013-11-12	1255	1330	1300	1308	1308	1302	1305	1372	1388	1391	1387	1391		410482	918646
2013-11-13	1255	1331	1302	1303	1306	1302	1306	1369	1386	1391	1386	1390		279836	906676
2013-11-14	1306	1331	1298	1306	1306	1302	1306	1368	1386	1389	1383	1390		332542	905800
2013-11-15		1331	1305	1309	1303	1308	1311	1377	1395	1396	1390	1390	1390	485702	889092
2013-11-18		1323	1294	1305	1293	1296	1297	1364	1379	1385	1378	1381	1390	501370	917378
2013-11-19		1344	1301	1299	1303	1307	1303	1370	1379	1392	1386	1382	1390	460666	863240
2013-11-20		1314	1308	1319	1308	1313	1310	1376	1379	1395	1393	1401	1390	332764	859568
2013-11-21		1331	1302	1308	1302	1309	1304	1371	1379	1391	1387	1394	1390	283684	857746
2013-11-22		1340	1305	1304	1306	1309	1306	1371	1363	1392	1389	1394	1390	289008	823682
2013-11-25		1341	1316	1312	1311	1309	1316	1382	1378	1401	1397	1394	1390	501778	808714

2013-11-26		1341	1322	1315	1313	1309	1322	1389	1386	1404	1405	1394	1390	493880	796266
2013-11-27		1350	1320	1319	1313	1308	1319	1386	1386	1403	1402	1399	1390	293254	778370
2013-11-28		1344	1320	1319	1315	1316	1320	1391	1386	1403	1400	1399	1390	484950	762538
2013-11-29		1344	1318	1317	1313	1314	1315	1382	1386	1403	1396	1399	1390	240642	730334

Thermal Coal														
Date	312	401	402	403	404	405	406	407	408	409	410	411	Vol	O. I.
2013-11-1	554.6	556.6	560.2	563	565.8	568	572.6	575.6	579	581	585		69174	58908
2013-11-4	555.8	558.6	560.2	562.4	565.8	570.2	573.6	575.6	579	582.6	585		69142	55410
2013-11-5	554.4	555.8	558.4	559.4	563.4	564	567.4	572.8	575.6	576.6	583		69388	61576
2013-11-6	553.4	553	554.6	553.6	562	562.2	562.6	566.8	571.4	575.2	577.8		59862	63792
2013-11-7	553.4	552	554.6	553.4	554.6	558.6	558.8	566.8	569	570.6	577.8		73978	59194
2013-11-8	558.6	554.6	554.6	554.4	558.4	562.8	565	566.8	569	575.2	577.8	582.4	108590	53228
2013-11-11	558.6	553.4	555.6	554.4	558.8	561	564.8	566.8	569	572.6	577.2	579.8	48324	52294
2013-11-12	558.6	552.2	555.4	554.6	558.8	559.4	564.2	566.8	569	570.4	577	577.6	41656	52850
2013-11-13	563.6	553.8	557	556.6	559.2	562	565.4	567.2	571.2	574.4	577	581.6	43098	48802
2013-11-14	565.4	556.4	557.8	558.6	560.8	564.4	566.6	568	571.4	576.6	577.4	583.8	45478	49392
2013-11-15	571.8	558.2	558.2	558.6	562.2	566.4	567.6	569	573	579.2	578.4	583.8	46998	47348
2013-11-18	591	561.2	562.4	566.2	575.4	570.8	573.4	575.6	579	582.6	585	587.2	72718	51240
2013-11-19	591	562.8	563.6	569	571	574	576.6	579.2	580.8	585.2	587	588.4	63296	50748
2013-11-20	590.2	566.8	567.6	570.8	572.8	576.2	578.6	579.8	581.4	586.4	587.4	588.4	62380	53002
2013-11-21	583.8	567.6	568.4	570.4	572.8	575.8	578.4	580.8	581.4	585.4	587.4	589.6	59682	50854
2013-11-22	582.2	573.8	574.6	581.2	584.2	585.4	584.6	591.2	592	594.8	600	602.2	188080	67386
2013-11-25	570.2	580.4	581.2	587.8	591	594	592.6	591.2	592	601.2	602.2	604.4	179358	75282
2013-11-26	566.2	581.8	583.6	589.8	591.6	594.2	594.2	594.4	596.2	600.8	603.6	604	90800	81758
2013-11-27	566.6	581	582.8	589.8	590.8	593	594.4	594.6	596.2	599.4	603.2	603.6	167634	82680
2013-11-28	566.6	584.2	587.6	590.2	591.2	593.8	595.4	594.6	596.2	600	603.2	604.2	127226	89392
2013-11-29	566.6	593.6	593.8	595.2	596.4	594.8	598.4	597.6	597.2	598.8	600.8	601.8	190970	100196

Japonic Rice							
Date	403	405	407	409	411	Vol	O. I.
2013-11-18	3076	3039	3051	3082	3067	30688	6472
2013-11-19	3061	3059	3082	3089	3087	10800	7578
2013-11-20	3051	3055	3081	3083	3087	3444	6022
2013-11-21	3057	3060	3081	3079	3087	1158	5872
2013-11-22	3062	3082	3110	3088	3072	4124	6546
2013-11-25	3093	3097	3110	3096	3072	4108	5708
2013-11-26	3093	3095	3111	3096	3072	2196	5818
2013-11-27	3114	3111	3111	3101	3072	4050	5442
2013-11-28	3092	3094	3111	3089	3072	796	5214
2013-11-29	3092	3098	3124	3086	3072	734	5168

Note: 1. Price: Yuan/Ton ; 2 .Trading volume and month-end open interest in contract ; 3. Trading volume and Month-end open interest include buying and selling volume; 4. EFPs included.

## **VI Announcements**

### **ZCE's Announcement on Matters Related to the Delivery of Japonica Rice Futures**

(2013)NO. 23

It is hereby announced matters related to the delivery of standard warehouse receipt of Japonica Rice Futures as follows:

1. Daily Storage Charge is 0.5 Yuan/Ton from October 1<sup>st</sup> the current year to April 30<sup>th</sup> the next year (Including insurance premium, etc), and 0.55 Yuan/Ton from May 1<sup>st</sup> the current year to September 30<sup>th</sup> the next year ((Including insurance premium, etc).

2. Japonica Rice Futures delivery handling charge, warehouse receipt transference charge and futures to physical handling charge are all 1 Yuan/Ton respectively.

3. See the website attachment for Charges for check-in and out of appointed delivery warehouses for Japonica Rice.

4. Appointed testing institutes for Japonica rice are: Heilongjiang Provincial Sanitary Testing and Monitoring Station for Grains and Oils and Liaoning Branch of China Certification and Inspection Group. See their websites for contacts and inspection charges.

November 12, 2013

### **ZCE's Announcement on Appointing Delivery Factories for Japonica Rice**

(2013) NO. 24

Upon prudent consideration, the following enterprises are appointed as delivery factories for japonica rice: COFCO Rice Industry (Suihua) Company



Limited, Yihai Kerry (Harbin) Grains, Oil and Food Industry Company Limited.

The above appointed delivery factories may conduct delivery business as of December 18, 2013.

Profiles of the Appointed Delivery Factories:

1. COFCO Rice Industry (Suihua) Company Limited (1302)

Address: COFCO Rice Industry (Suihua) Company Limited, Industrial Park of Food Industries, Economic and Technological Development Zone, Suihua, Heilongjiang

Post Code: 152000

Contact: Xu Gang

Phone: 0455-8713026

Fax. : 0455-8713028

Railway Station: Suihua Station

Price Correction per ton for japonica rice warehouse receipts registered at this warehouse to the futures price:0 Yuan.

2. Yihai Kerry (Harbin) Grains, Oil and Food Industry Company Limited (1303)

Address: NO.10, Hapingdong Road, Pingfang Development Zone, Harbin, Heilongjiang

Postcode: 150069

Contact: Xing Shaokun

Phone: 13766805505

Fax. : 0451-86783033

Railway Station: Liming Station

Price Correction per ton for japonica rice warehouse receipts registered at this warehouse to the futures price:0 Yuan.

November 12, 2013

## ZCE's Announcement on Appointing Delivery Warehouses for Japonica Rice

(2013) NO. 25

Upon Prudent Consideration, the following enterprises are appointed as delivery warehouse for japonica rice: Harbin Warehouse Directly Affiliated to State Grain Reserves, COFCO Rice Industry (Suihua) Company Limited, Yihai Kerry (Harbin) Grains, Oil and Food Industry Company Limited, Shenyang Directly Affiliated Grains Reserve, Yingkou Port Administration Group Company Limited, COFCO Rice Industry (Jilin) Company Limited, Rice Industry Company Limited of Jilin Grains Group, Beijing Guchuan Rice Industry Company Limited.

The above appointed delivery warehouse may conduct delivery business for japonica rice futures as of February 10<sup>th</sup>, 2014.

Profiles of the appointed japonica rice delivery warehouse:

1、Harbin Warehouse Directly Affiliated to State Grain Reserves (1301)  
Address: 7.5 kilometers at Xinfatun, Haping Road, Xiangfang District,  
Harbin, Heilongjiang

Postcode:120069

Contact: Yang Hongyan

Phone: 0451-87066509

Fax. : 0451-87066509

Railway Station: Liming Station

Price Correction per ton for japonica rice warehouse receipts registered at this warehouse to the futures price: 0 Yuan.

2. COFCO Rice Industry (Suihua) Company Limited (1302)

Address: COFCO at Food Industrial Part, Economic and Technological Development Zone, Suihua, Heilongjiang

Postcode: 152000

Contact: Xu Gang

Phone: 0455-8713026

Fax. : 0455-8713028

Railway Station: Xuihua Station

Price Correction per ton for japonica rice warehouse receipts registered at this warehouse to the futures price:0 Yuan

3. Yihai Kerry (Harbin) Grains, Oil and Food Industry Company Limited (1303)

Address: NO.10, Hapingdong Road, Pingfang Development Zone, Harbin, Heilongjiang

Postcode:150069

Contact: Xing Shaokun

Phone: 13766805505

Fax. : 0451-86783033

Railway Station: Liming Road

Price Correction per ton for japonica rice warehouse receipts registered at this warehouse to the futures price:0 Yuan

4. Shenyang Directly Affiliated Grains Reserve (1304)

Address: NO. 52, Shengying Road, Hunnan New District, Shenyang, Liaoning

Postcode: 110179

Contact: Dong Li

Phone: 024-23780672

Fax. : 024-23780577

Railway Station: Yushutai Station

Price Correction per ton for japonica rice warehouse receipts registered at this warehouse to the futures price:100 Yuan

5. Yingkou Port Administration Group Company Limited (0415)

Address: NO.1, Yinggang Road, Bayuquan District, Yingkou, Liaoning

Postcode: 115007

Contact: Wang Zhengyuan

Phone: 0417-6268751

Fax. : 0417-6268923

Railway Station: Bayuquan Station

Price Correction per ton for japonica rice warehouse receipts registered at this warehouse to the futures price:110 Yuan

6. COFCO Rice Industry (Jilin) Company Limited

Address: NO.668, Jigu Road, Jilin Economic and Technological  
Development Zone, Jilin, Jilin

Postcode: 132101

Contact: Wang Quan

Phone: 18643148816

Fax.: 0432-65157077

Railway Station: Xinjiu Station

Price Correction per ton for japonica rice warehouse receipts registered  
at this warehouse to the futures price: 50 Yuan

7. Rice Industry Company Limited of Jilin Grains Group (1307)

Address: Pingan Township, Shulan, Jilin

Postcode: 130062

Contact: Zhang Boya

Phone: 0431-88790336

Fax.: 0431-88790338

Railway Station: Pingan

Price Correction per ton for japonica rice warehouse receipts registered  
at this warehouse to the futures price: 30 Yuan

8. Beijing Guchuan Rice Industry Company Limited (1308)

Address: Centralized Industry Area, Huancheng, Yushu, Jilin

Postcode:10006

Contact: Hu Daiying

Phone: 13801320739

Fax.: 0431-81996606

Railway Station: Yushu Station

Price Correction per ton for japonica rice warehouse receipts registered  
at this warehouse to the futures price: 30 Yuan

November 12, 2013

**ZCE's Announcement on the Price Corrections at Appointed Delivery  
Factories for Glass Futures**

(2013) NO. 26

Upon prudent consideration, the current price corrections at each appointed delivery factory for glass futures shall remain effective.

November 25, 2013

**ZCE's Announcement on Appointing New Delivery Brand for PTA Futures**

(2013) NO. 27

In accordance with related rules of *ZCE's Guidance to the Administration of PTA Delivery Brands* and upon careful inspection, Hengli Petrochemical (Dalian) Company Limited and Jiaxing Petrochemical Company Limited are appointed as Delivery Brands for PTA futures, which may conduct delivery business as of December 1<sup>st</sup>, 2013.

November 27, 2013



郑州商品交易所

Zhengzhou Commodity Exchange

地址：郑州市未来路69号

网址：<http://www.zcex.com.cn>