



Zhengzhou  
Commodity Exchange

*MONTHLY  
REPORT*

*12*

## Contents

<b>I</b>	<b>Market Summary.....</b>	<b>2</b>
<b>II</b>	<b>Price Charts of All Products.....</b>	<b>4</b>
<b>III</b>	<b>Trading Volume, Turnover, Open Interest and Physical Delivery .....</b>	<b>10</b>
<b>IV</b>	<b>List of Quotations.....</b>	<b>13</b>
<b>V</b>	<b>Daily Settlement Price by Contracts .....</b>	<b>16</b>

## **I Market Summary**

Strong Gluten Wheat Futures oscillated down. The dominant contract WH1405 fluctuated within 65 Yuan/ton between 2835 and 2900 Yuan/ton, and closed down 36 Yuan/ton or 1.25% at 2845 Yuan/ton from the price of the last month-end.

Cotton Futures oscillated up. The dominant contract CF1405 fluctuated within 815 Yuan/ton between 18620 and 19435 Yuan/ton, and closed up 655 Yuan/ton or 3.5% at 19345 Yuan/ton from the price of the last month-end.

White Sugar Futures oscillated down. The dominant contract SR1405 fluctuated within 229 Yuan/ton between 4781 and 5010 Yuan/ton, and closed down 224 Yuan/ton or 4.47% at 4788 Yuan/ton from the price of the last month-end.

PTA Futures oscillated down. The dominant contract TA1405 fluctuated within 276 Yuan/ton between 7322 and 7598 Yuan/ton, and closed down 114 Yuan/ton or 1.52% at 7362 Yuan/ton from the price of the last month-end.

Rapeseed Futures oscillated down. The dominant contract RS409 fluctuated within 170 Yuan/ton between 4885 and 5055 Yuan/ton, and closed down 58 Yuan/ton or 1.16% at 4927 Yuan/ton from the price of the last month-end.

Rapeseed Oil Futures oscillated down. The dominant contract OI1405 fluctuated within 616 Yuan/ton between 7032 and 7648 Yuan/ton, and closed down 572 Yuan/ton or 7.52% at 7034 Yuan/ton from the price of the last month-end.

Rapeseed Meal Futures oscillated up. The dominant contract RM405 fluctuated within 208 Yuan/ton between 2437 and 2645 Yuan/ton, and closed up 179 Yuan/ton or 7.32% at 2624 Yuan/ton from the price of the last month-end.

Early Long-grain Non-glutinous Rice Futures oscillated down. The dominant contract RI405 fluctuated within 199 Yuan/ton between 2298 and 2497 Yuan/ton, and closed down 170 Yuan/ton or 6.87% at 2305 Yuan/ton from the price of the last month-end.

Methanol Futures lost early gains at the end. The dominant contract ME405 fluctuated within 419 Yuan/ton between 2985 and 3404 Yuan/ton, and closed

down 69 Yuan/ton or 2.25% at 2995 Yuan/ton from the price of the last month-end.

Glass Futures oscillated without obvious direction and went down in the end. The dominant contract FG405 fluctuated within 85 Yuan/ton between 1278 and 1363 Yuan/ton, and closed down 27 Yuan/ton or 2.05% at 1290 Yuan/ton from the price of the last month-end.

Thermal Coal Futures oscillated down. The dominant contract TC405 fluctuated within 41.4 Yuan/ton between 559 and 600.4 Yuan/ton, and closed down 32.4 Yuan/ton or 5.45% at 562.6 Yuan/ton from the price of the last month-end.

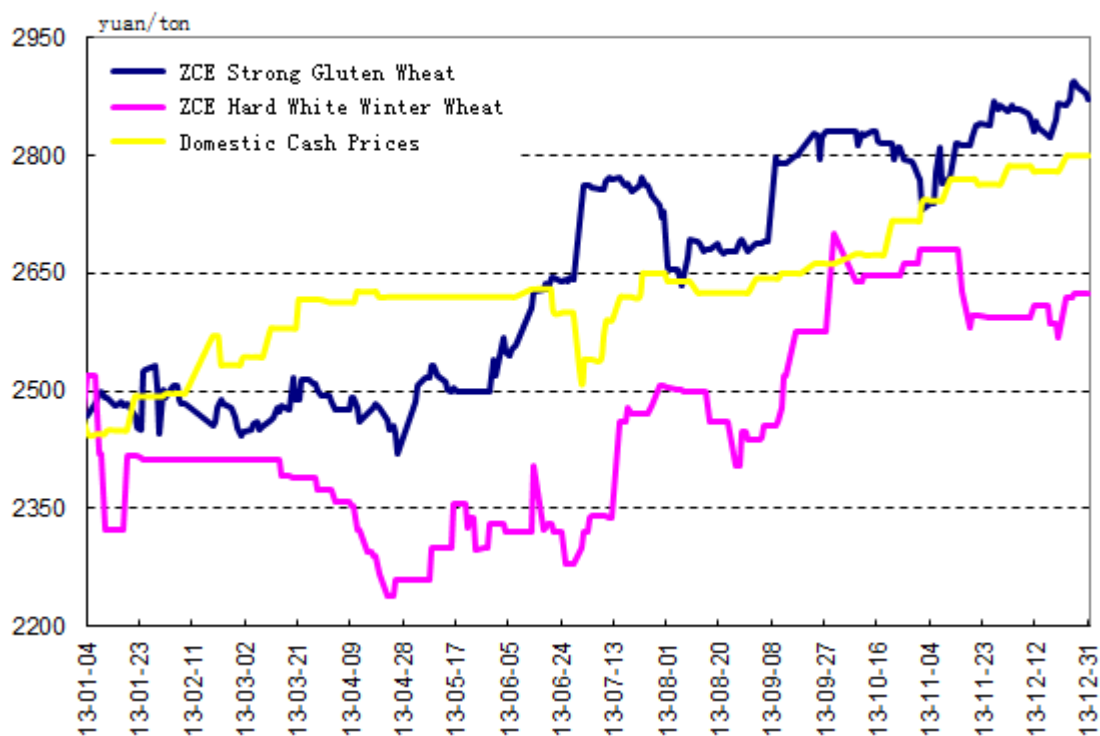
Japonica Rice Futures oscillated without obvious trend. The dominant contract JR405 fluctuated within 114 Yuan/ton between 3006 and 3120 Yuan/ton, and closed down 29 Yuan/ton or 0.94% at 3071 Yuan/ton from the price of the last month-end.

The total trading volume of ZCE in this month was 39,555,014 contracts, including 63 contracts of Common Wheat, 301,373 contracts of Strong Gluten Wheat, 309,075 contracts of Cotton, 4,146,221 contracts of White Sugar, 2,727,563 contracts of PTA, 188 contracts of Rapeseed, 2,131,691 contracts of Rapeseed Oil, 21,903,144 contracts of Rapeseed Meal, 98,918 contracts of Early Long-grain Non-glutinous Rice, 2,573,493 contracts of Methanol, 3,996,478 contracts of Glass Futures, 135,7376 contracts of Thermal Coal Futures and 9431 contracts of Japonica Rice. The month-end open interest was 199,8727 contracts in total, including 35 contracts of Common Wheat, 8,0430 contracts of Strong Gluten Wheat, 6,2839 contracts of Cotton, 42,7648 contracts of White Sugar, 28,0778 contracts of PTA, 16 contracts of Rapeseed, 16,1510 contracts of Rapeseed Oil, 75,9091 contracts of Rapeseed Meal, 1,6253 contracts of Early Long-grain Non-glutinous Rice, 2,1660 contracts of Methanol, 15,3255 contracts of Glass, 3,3644 contracts of Thermal Coal and 1568 contracts of Japonica Rice.

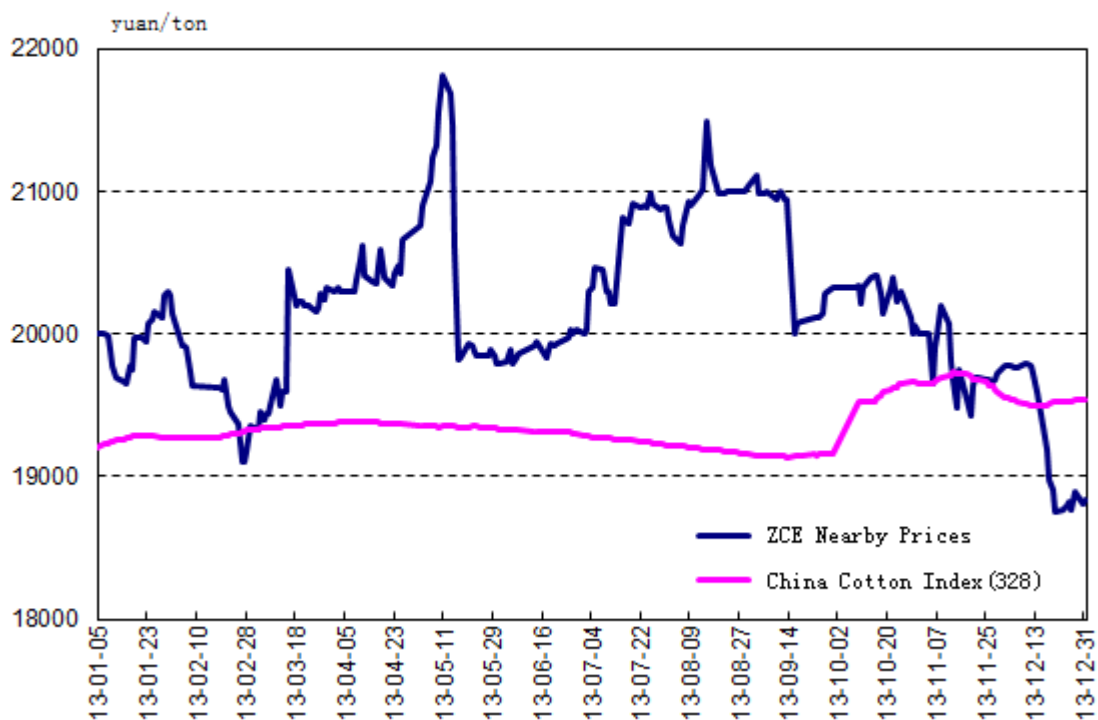
(Note: the trading volume and open interest are counted unilaterally)

## II Price Charts of All Products

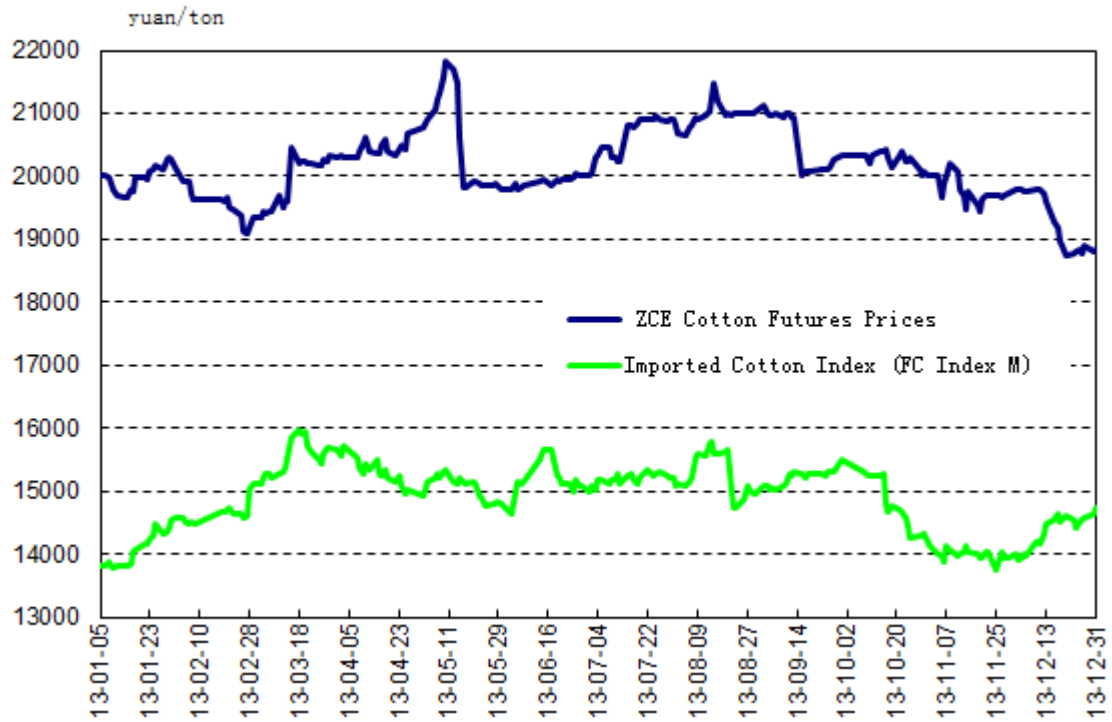
### ZCE Wheat Futures Prices vs Domestic Cash Prices Chart



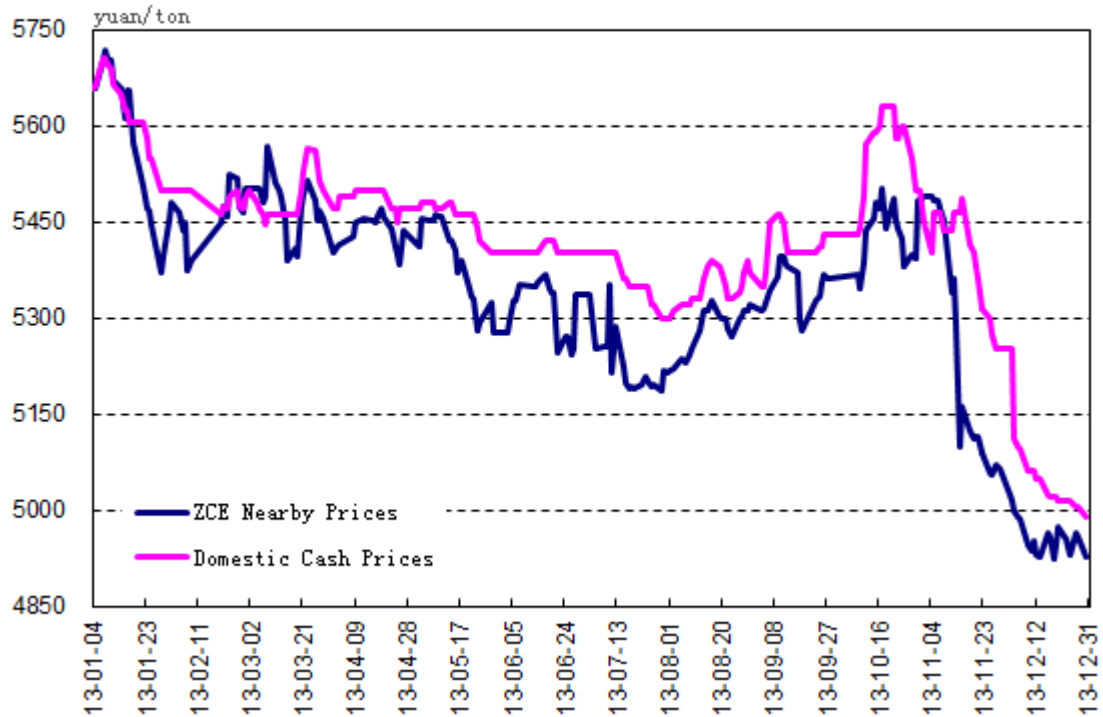
### ZCE Cotton Futures vs China Cotton Index Chart



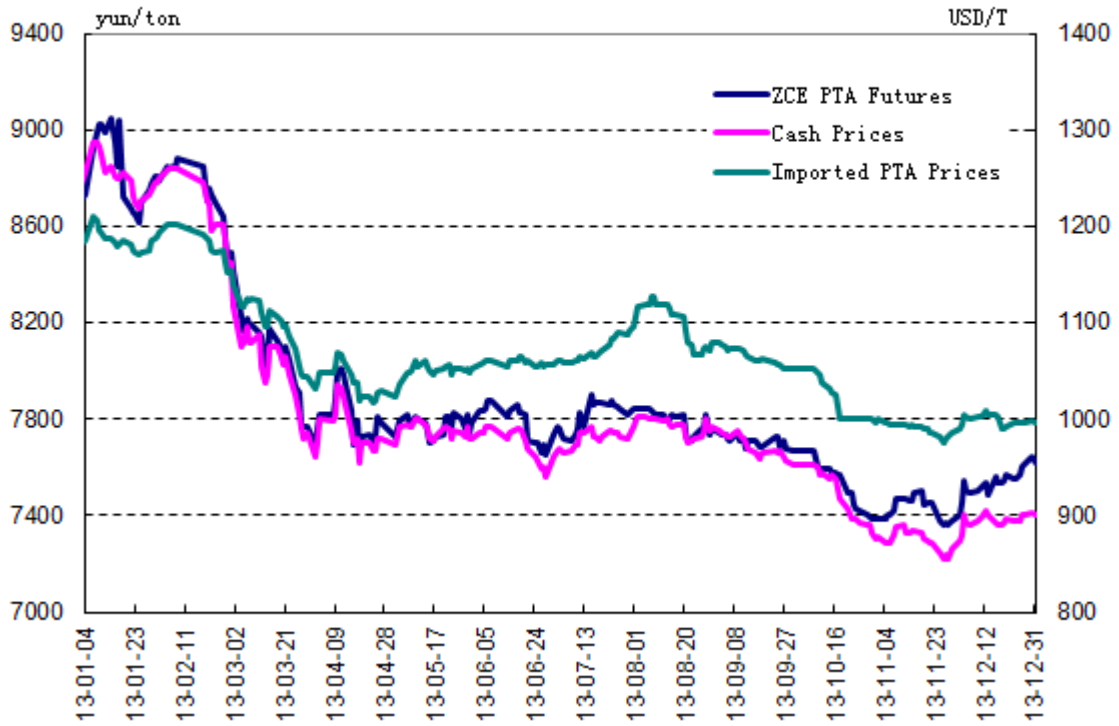
### ZCE Cotton Futures Prices vs Imported Cotton Prices



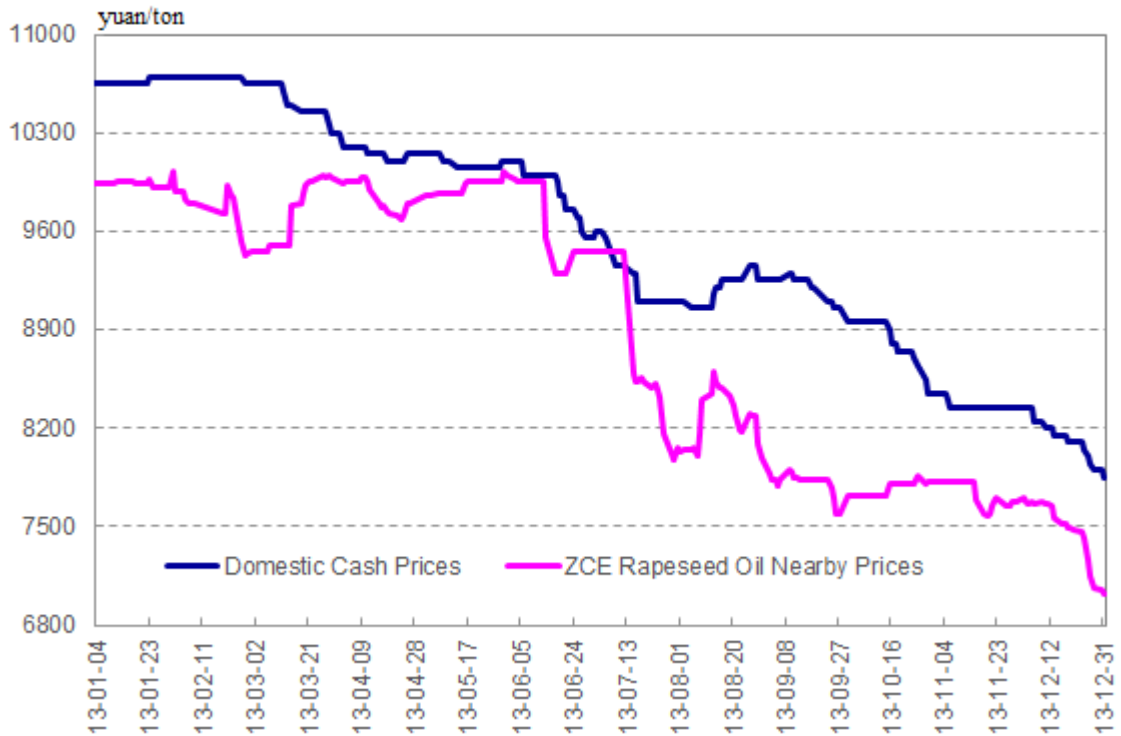
### ZCE Sugar Futures Prices vs Domestic Cash Prices Chart



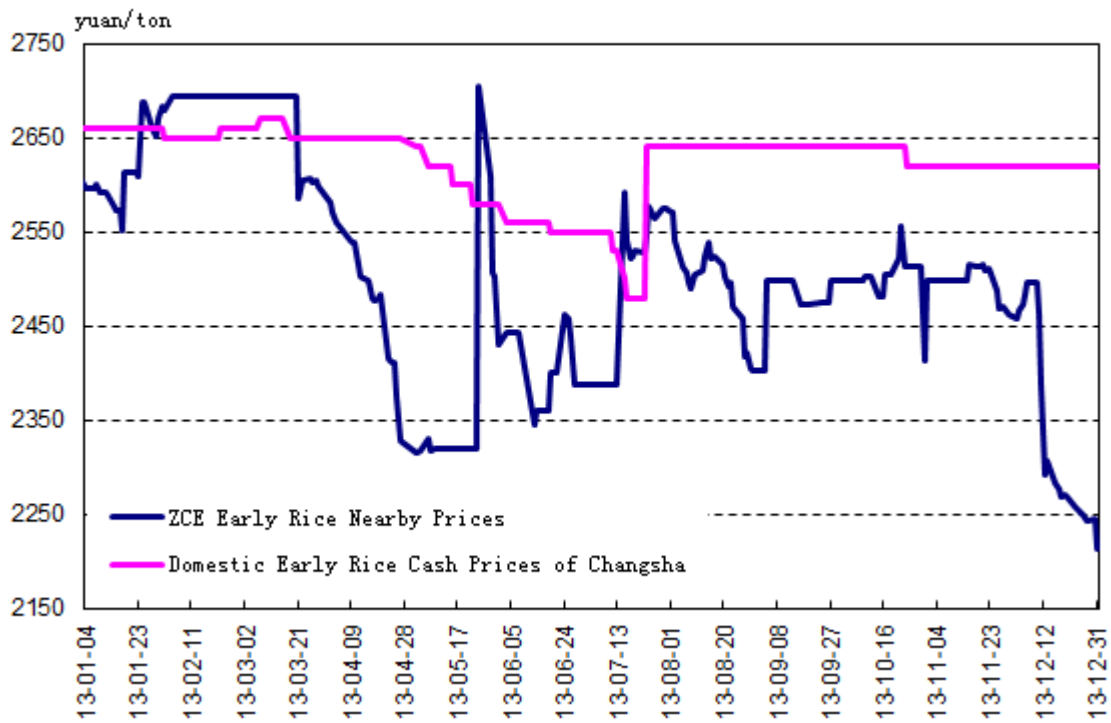
**ZCE PTA Futures vs PTA Cash Prices Chart**



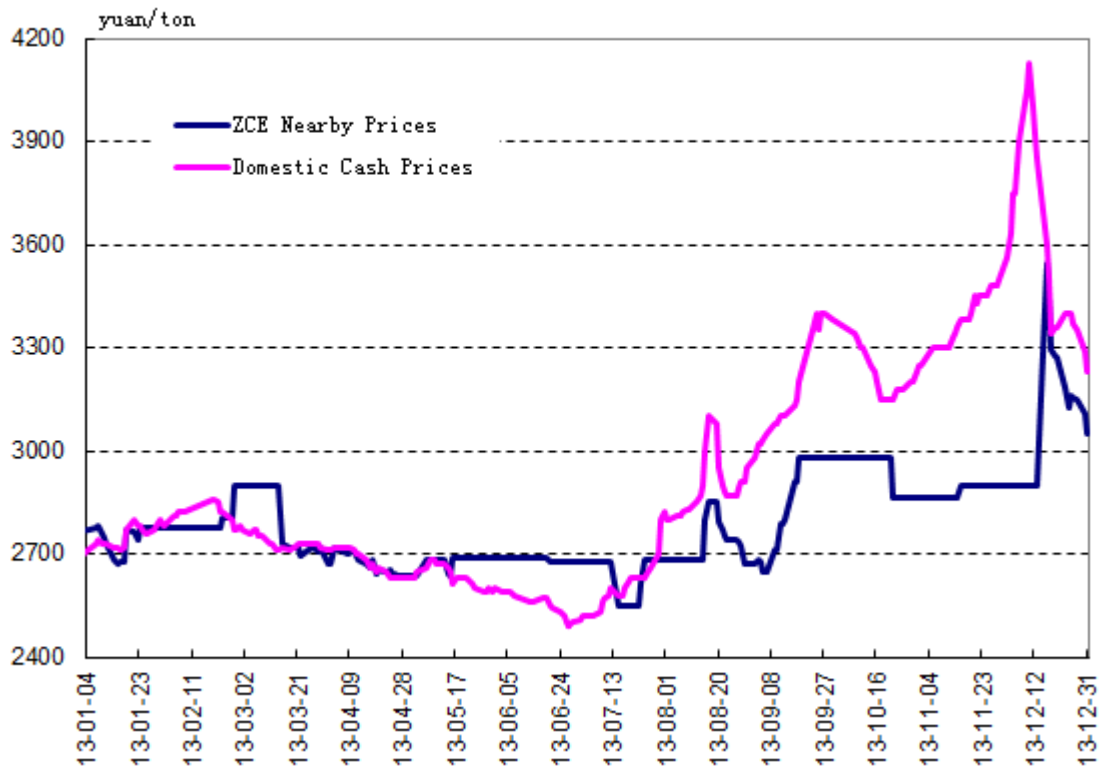
**ZCE Rapeseed Oil Futures Prices vs Domestic Cash Prices Chart**



**ZCE Early Rice Futures Prices vs Domestic Cash Prices Chart**

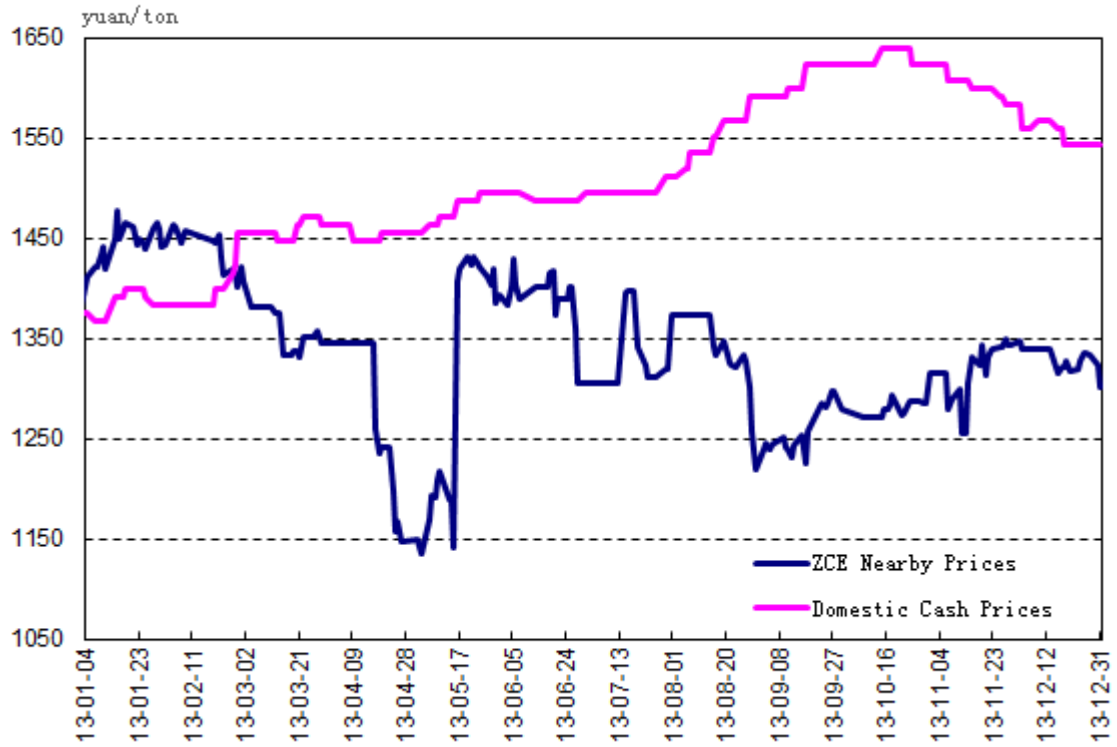


**ZCE Methanol Futures Prices vs Domestic Cash Prices Chart**

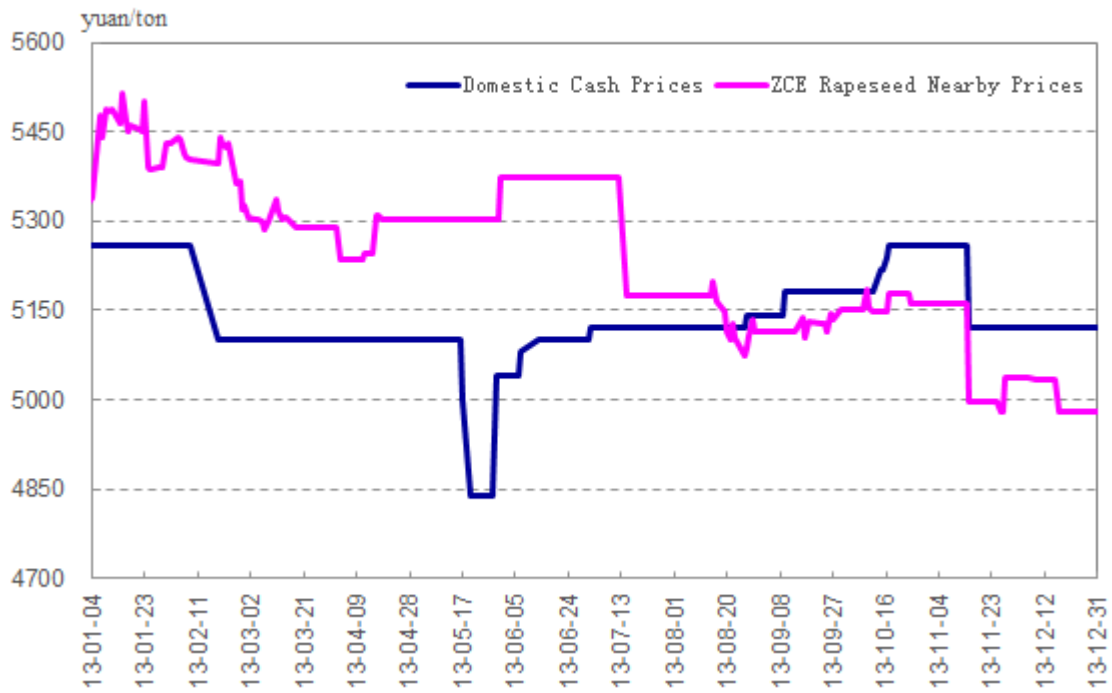




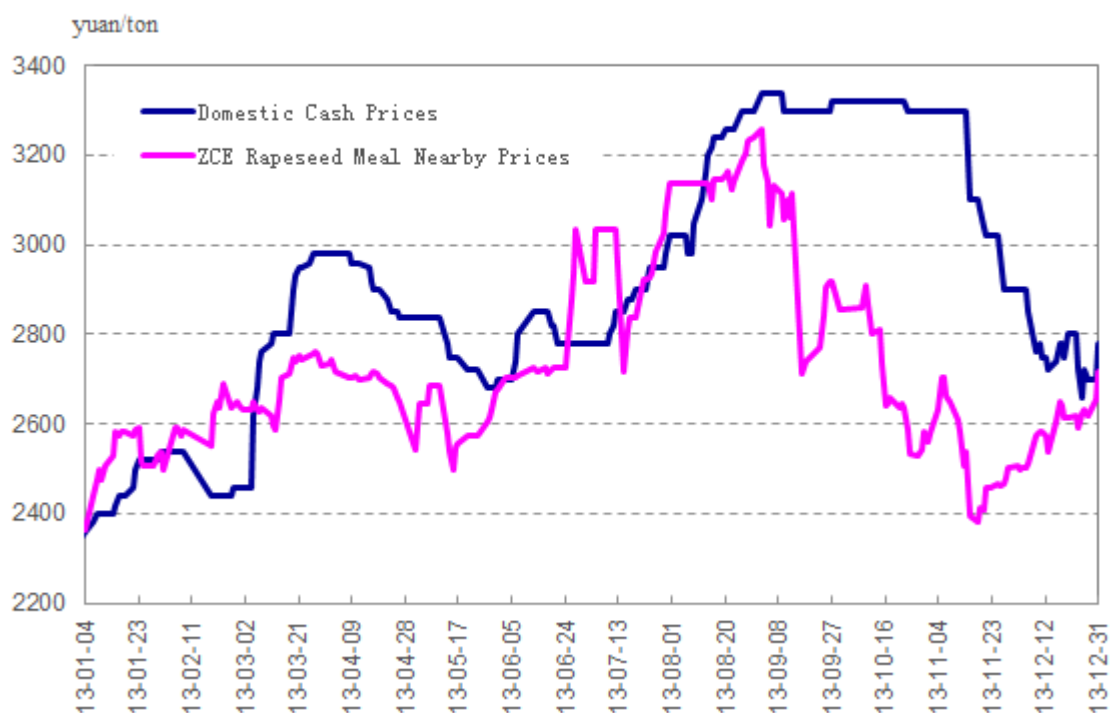
**ZCE Glass Futures Prices vs Domestic Cash Prices Chart**



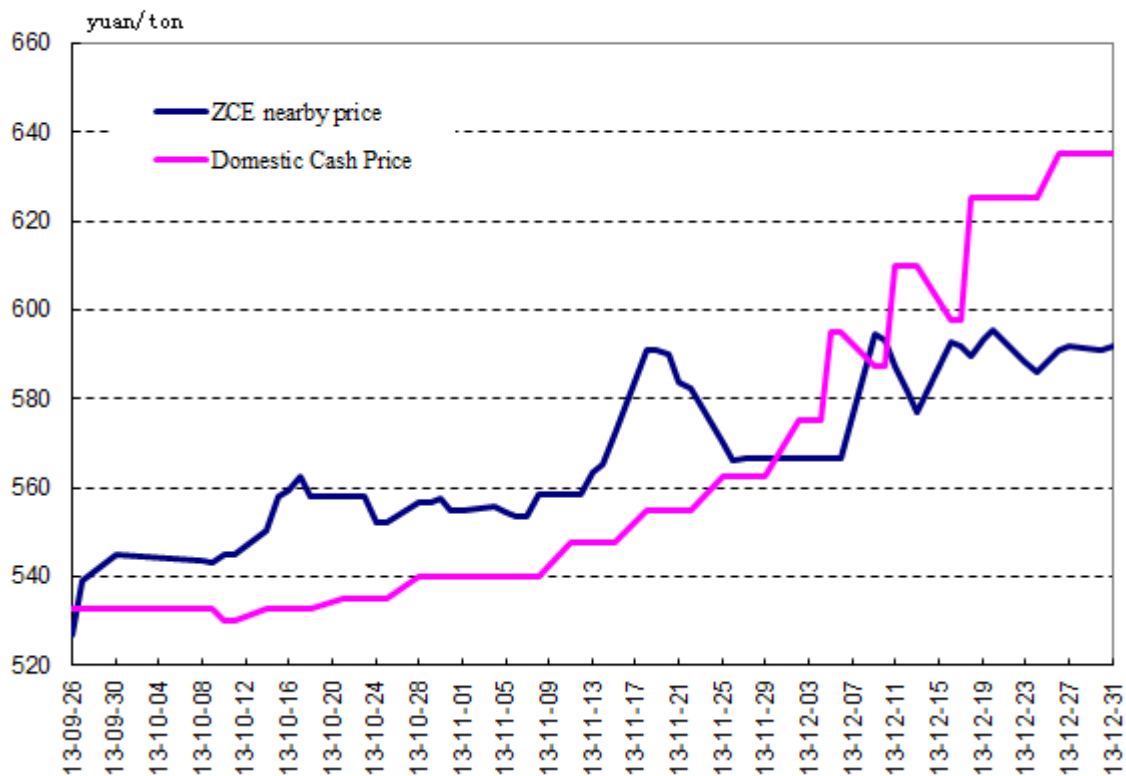
**ZCE Rapeseed Futures Prices vs Domestic Cash Prices Chart**



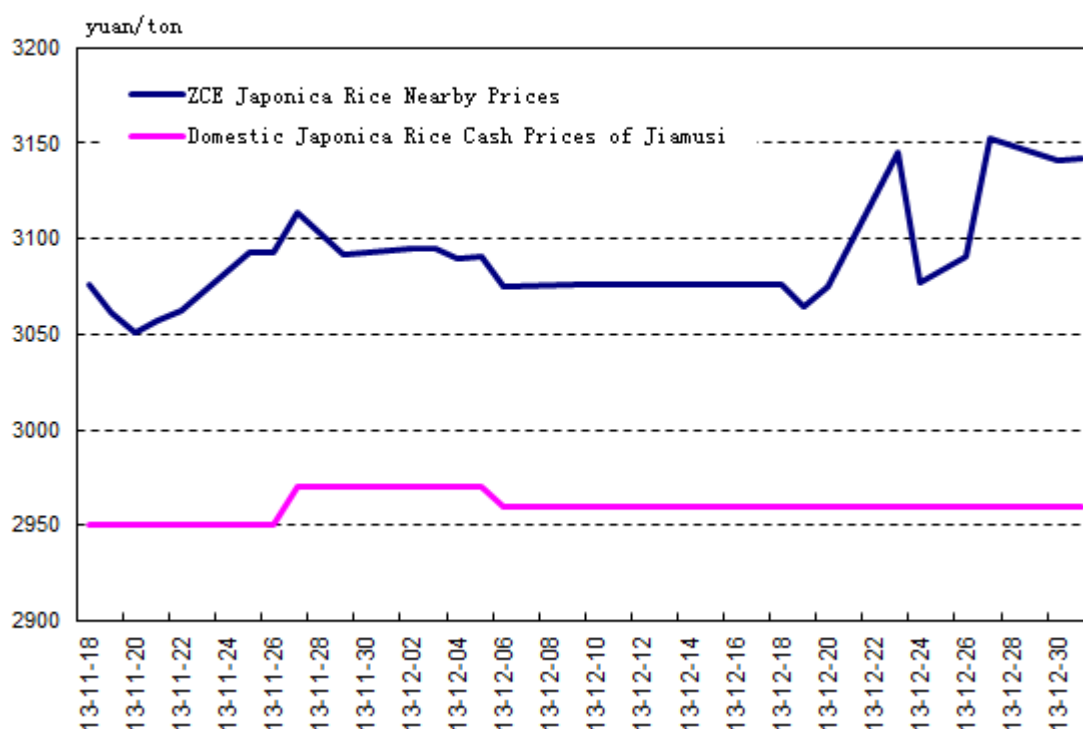
**ZCE Rapeseed Meal Futures Prices vs Domestic Cash Prices Chart**



**ZCE Thremal coal Futures vs Domestic Cash Prices Chart**



**ZCE Japonica Rice Futures Prices vs Domestic Cash Prices Chart**



### III Trading Volume, Turnover, Open Interest and Physical Delivery

#### Trading Volume

	Dec-13	Dec -12	Change%	Jan'- Dec' 2013	Jan'-Dec' 2012	Change%
<b>Cotton No.1 (CF)</b>	618,150	1,947,570	-68.26%	14,905,496	42,067,292	-64.57%
<b>Early Rice (ER)</b>		683,386	-100.00%	716,498	7,677,210	-90.67%
<b>Flat Glass (FG)</b>	7,992,956	32,273,840	-75.23%	372,210,182	32,273,840	1,053.29%
<b>Japonica Rice (JR)</b>	18,862		-	80,960	0	-
<b>Methanol (ME)</b>	5,146,986	168,888	2,947.57%	6,995,440	7,594,824	-7.89%
<b>Rapeseed Oil (OI)</b>	4,263,382	2,720	156,641.99%	23,707,716	4,042	586,434.29%
<b>Common Wheat (PM)</b>	126	216	-41.67%	3,788	12,524	-69.75%
<b>Early Rice (RI)</b>	197,836	1,220	16,116.07%	1,030,942	2,574	39,952.14%
<b>Rapeseed Meal (RM)</b>	43,806,288	842,414	5,100.09%	320,200,756	842,414	37,909.90%
<b>Rapeseed Oil (RO)</b>		570,192	-100.00%	1,710,822	12,510,796	-86.33%
<b>Rapeseed (RS)</b>	376	274,168	-99.86%	2,349,252	274,168	756.87%
<b>Sugar (SR)</b>	8,292,442	21,737,290	-61.85%	139,588,092	296,580,380	-52.93%
<b>PTA</b>	5,455,126	25,615,428	-78.70%	152,567,974	242,527,826	-37.09%
<b>Thermal Coal (TC)</b>	2,714,752		-	8,714,768	0	-
<b>Strong Gluten Wheat</b>	602,746	11,112	5,324.28%	3,743,982	20,524	18,141.97%

(WH)						
<b>Strong Gluten Wheat</b> (WS)		1,373,486	-100.00%	2,071,378	51,592,850	-95.99%
<b>Hard White Wheat</b> (WT)			-	0	201,802	-100.00%
<b>Total</b>	79,110,028	85,501,930	-7.48%	1,050,598,046	694,183,066	51.34%

Note: 1. Unit: Trading volume in contract; 2. Trading volume includes buying and selling volume; 3. Contract size: 10 tons(WT & ER & SR & RS & RM), 5 tons(CF & TA & RO), 50 tons(ME & PM), 20 tons (RI & WH & FG&JR); 4. EFPs included.

## Turnover

	Dec -13	Dec -12	Change%	Jan' - Dec' 2013	Jan'-Dec' 2012	Change%
<b>Cotton No.1</b> (CF)	5,830,637	18,781,122	-68.95%	148,131,556	418,886,107	-64.64%
<b>Early Rice</b> (ER)		1,855,332	-100.00%	1,919,599	20,873,335	-90.80%
<b>Flat Glass</b> (FG)	21,252,406	85,909,642	-75.26%	1,067,819,641	85,909,642	1,142.96%
<b>Japonic Rice</b> (JR)	116,271		-	496,484	0	-
<b>Methanol</b> (ME)	84,227,477	2,324,828	3,522.96%	111,037,832	107,699,454	3.10%
<b>Rapeseed Oil</b> (OI)	31,412,050	26,966	116,387.61%	182,659,220	39,909	457,589.29%
<b>Common Wheat</b> (PM)	1,648	2,620	-37.10%	46,850	142,397	-67.10%
<b>Early Rice</b> (RI)	943,945	6,791	13,799.94%	5,169,562	14,308	36,030.57%
<b>Rapeseed Meal</b> (RM)	110,473,623	1,999,120	5,426.11%	783,883,954	1,999,120	39,111.45%
<b>Rapeseed Oil</b> (RO)		2,806,588	-100.00%	8,492,525	63,800,303	-86.69%
<b>Rapeseed</b> (RS)	1,867	1,446,006	-99.87%	12,692,149	1,446,006	777.74%
<b>Sugar</b> (SR)	40,609,170	118,761,783	-65.81%	726,179,181	1,681,899,668	-56.82%
PTA	20,344,187	105,237,898	-80.67%	606,577,885	959,616,585	-36.79%
<b>Thermal Coal</b> (TC)	31,646,632		-	99,025,922	0	-
<b>Strong Gluten Wheat</b> (WH)	3,444,194	59,174	5,720.45%	20,616,659	108,729	18,861.51%
<b>Strong Gluten Wheat</b> (WS)		3,478,802	-100.00%	5,266,894	130,617,184	-95.97%
<b>Hard White Wheat</b> (WT)			-	0	438,186	-100.00%
<b>Total</b>	350,304,107	342,696,672	2.22%	3,780,015,913	3,473,490,933	8.82%

Note: 1. Turnover in 10,000 Yuan; 2. Turnover includes buying and selling volume; 3. EFPs included.

## Open Interest

	Dec -13	Dec -12	Change%	Nov -13	Change%
<b>Cotton No.1</b> (CF)	125,678	265,882	-52.73%	97,750	28.57%
<b>Early Rice</b> (ER)		68,864	-100.00%		0.00%
<b>Flat Glass</b> (FG)	306,510	193,996	58.00%	730,334	-58.03%
<b>Japonic Rice</b> (JR)	3,136		-	5,168	-39.32%
<b>Methanol</b> (ME)	43,320	14,704	194.61%	15,818	173.87%
<b>Rapeseed Oil</b> (OI)	323,020	1,512	21,263.76%	323,814	-0.25%
<b>Common Wheat</b> (PM)	70	76	-7.89%	70	0.00%
<b>Early Rice</b> (RI)	32,506	1,350	2,307.85%	21,724	49.63%

<b>Rapeseed Meal (RM)</b>	1,518,182	94,234	1,511.08%	1,147,440	32.31%
<b>Rapeseed Oil (RO)</b>		96,372	-100.00%		0.00%
<b>Rapeseed (RS)</b>	32	9,018	-99.65%	26	23.08%
<b>Sugar (SR)</b>	855,296	751,198	13.86%	703,938	21.50%
<b>PTA</b>	561,556	474,186	18.43%	782,460	-28.23%
<b>Thermal Coal (TC)</b>	67,288		-	100,196	-32.84%
<b>Strong Gluten Wheat (WH)</b>	160,860	10,024	1,504.75%	139,856	15.02%
<b>Strong Gluten Wheat (WS)</b>		302,996	-100.00%		0.00%
<b>Hard White Wheat (WT)</b>			-		0.00%
<b>Total</b>	3,997,454	2,284,412	74.99%	4,068,594	-1.75%

Note: 1. Unit: Trading volume in contract; 2. Trading volume includes buying and selling volume; 3. Contract size: 10 tons(WT & ER & SR & RS & RM), 5 tons(CF & TA & RO), 50 tons(ME & PM), 20 tons (RI & WH & FG&JR); 4. EFPs included.

### Physical Delivery

	Dec 2013	Dec 2013	Dec 2012	Dec 2012	Jan'- Dec'	Jan'- Dec'
	Delivery Volume	EFPs	Delivery Volume	EFPs	2013	2012
<b>CF</b>					11,528	41,464
<b>ER</b>					2,245	3,475
<b>FG</b>	150	0			2,950	
<b>JR</b>						
<b>ME</b>		0		0	2,115	1,621
<b>OI</b>					4,821	
<b>PM</b>					0	
<b>RI</b>					1,210	
<b>RM</b>					3,414	
<b>RO</b>					11,243	30,459
<b>RS</b>					2,202	
<b>SR</b>					7,545	17,174
<b>TA</b>	8,633	0	1,250	0	53,718	56,695
<b>TC</b>		0				
<b>WH</b>					2,890	
<b>WS</b>					22,666	43,224
<b>WT</b>						1,988
<b>Total</b>	8,783	0	1,250	0	128,547	196,100

Note: 1. Unit: Trading volume in contract; 2. Trading volume includes buying and selling volume; 3. Contract size: 10 tons(WT & ER & SR & RS & RM), 5 tons(CF & TA & RO), 50 tons(ME & PM), 20 tons (RI & WH & FG&JR); 4. EFPs included.

## IV List of Quotations

Contract	Open	High	Low	Close	Month-end O.I	Change	Month-end Settlement	Volume	Turnover
CF401	19750	19815	18650	18950	1,674	-10,796	18840	17,586	17.218
CF403	19320	19355	0	19145	48	-46	19115	136	0.13
CF405	18705	19435	18620	19345	73,520	8,210	19275	473,520	450.433
CF407	18625	19075	0	18860	42	-28	18860	86	0.081
CF409	18150	18850	18150	18810	24,724	10,838	18775	89,696	83.169
CF411	17445	17485	16945	17185	25,670	19,750	17180	37,126	32.034
<b>Subtotal</b>					<b>125,678</b>			<b>618,150</b>	<b>583.064</b>
FG312	1350	1350	0	1340	0	-372	1340	72	0.019
FG401	1319	1354	1272	1275	1,452	-150,982	1302	270,646	71.739
FG402	1323	1371	0	1295	284	-462	1310	1,140	0.303
FG403	1315	1377	0	1320	152	-230	1325	300	0.08
FG404	1321	1366	0	1302	230	-72	1309	292	0.078
FG405	1318	1363	1278	1290	270,942	-261,522	1302	7,483,532	1,986.00
FG406	1389	1433	0	1373	848	260	1383	884	0.246
FG407	0	0	0	0	0	0	1378	0	0
FG408	1412	1452	0	1393	196	2	1397	250	0.071
FG409	1399	1455	1374	1388	32,398	-10,448	1401	235,778	66.685
FG410	1396	1437	0	1405	6	0	1405	42	0.012
FG411	1356	1438	0	1390	2	2	1390	20	0.006
FG412	0	0	0	0	0	0	1400	0	0
<b>Subtotal</b>					<b>306,510</b>			<b>7,992,956</b>	<b>2,125.24</b>
JR403	3095	3152	0	3141	204	-28	3142	90	0.056
JR405	3096	3120	3006	3071	2,490	-1,748	3075	17,886	11.028
JR407	3079	3107	0	3107	2	-10	3052	64	0.039
JR409	3086	3099	0	3059	386	-246	3061	754	0.463
JR411	3063	3081	0	3019	54	0	3019	68	0.041
<b>Subtotal</b>					<b>3,136</b>			<b>18,862</b>	<b>11.627</b>
ME312	0	0	0	0	0	0	2897	0	0
ME401	3153	3728	2984	2985	104	-11,716	3051	1,649,996	2,893.07
ME402	3140	3593	0	3050	6	0	3065	320	0.541
ME403	3496	3496	0	3040	0	0	3051	98	0.153
ME404	3380	3484	0	3026	4	4	3026	158	0.249
ME405	3070	3404	2985	2995	36,694	32,732	3021	3,377,284	5,345.93
ME406	3087	3386	0	3022	8	6	3021	212	0.335
ME407	3270	3363	0	3045	2	2	3005	48	0.079
ME408	0	0	0	0	2	0	3026	0	0

ME409	3050	3304	2943	2976	6,494	6,468	2994	118,806	182.296
ME410	3138	3138	0	2927	2	2	2954	20	0.03
ME411	3008	3035	0	2980	2	2	2950	40	0.06
ME412	3005	3005	0	2985	2	2	2914	4	0.006
<b>Subtotal</b>					<b>43,320</b>			<b>5,146,986</b>	<b>8,422.75</b>
OI401	7700	7720	6958	6958	2,748	-24,960	7018	44,662	33.834
OI403	7636	7650	0	7136	44	34	7082	192	0.14
OI405	7612	7648	7032	7034	273,186	-5,190	7082	4,025,784	2,966.15
OI407	7566	7680	0	7162	2	-12	7078	64	0.048
OI409	7628	7652	7080	7080	47,006	29,314	7124	192,632	140.996
OI411	7590	7590	0	7180	34	20	7150	48	0.035
<b>Subtotal</b>					<b>323,020</b>			<b>4,263,382</b>	<b>3,141.21</b>
PM401	2605	2625	0	2625	36	-2	2625	26	0.034
PM403	2670	2670	0	2540	4	2	2556	12	0.016
PM405	2649	2649	0	2612	16	0	2622	74	0.097
PM407	2680	2680	0	2610	0	0	2642	4	0.005
PM409	2621	2621	0	2618	14	0	2599	10	0.013
PM411	0	0	0	0	0	0	2660	0	0
<b>Subtotal</b>					<b>70</b>			<b>126</b>	<b>0.165</b>
RI401	2463	2508	2204	2208	1,230	-4,974	2213	13,572	6.361
RI403	2400	2400	0	2351	2	0	2338	4	0.002
RI405	2476	2497	2298	2305	31,132	15,648	2310	183,718	87.763
RI407	2497	2497	0	2359	2	-6	2359	18	0.009
RI409	2530	2542	0	2434	134	110	2437	506	0.251
RI411	2590	2590	0	2505	6	4	2494	18	0.009
<b>Subtotal</b>					<b>32,506</b>			<b>197,836</b>	<b>94.395</b>
RM401	2511	2744	2485	2728	12,932	-225,188	2717	785,802	201.636
RM403	2535	2682	2526	2679	3,950	78	2673	15,860	4.118
RM405	2449	2645	2437	2624	941,064	308,750	2618	37,164,074	9,411.20
RM407	2440	2601	2431	2582	1,372	-58	2586	3,612	0.911
RM408	2437	2574	2430	2551	380	-14	2562	1,080	0.268
RM409	2393	2535	2387	2503	523,034	281,702	2502	5,346,892	1,315.94
RM411	2254	2387	2250	2352	35,450	5,472	2358	488,968	113.291
<b>Subtotal</b>					<b>1,518,182</b>			<b>43,806,288</b>	<b>11,047.36</b>
RS407	4980	4980	0	4980	2	-2	4980	2	0.001
RS408	4980	5049	0	5049	0	0	5015	4	0.002
RS409	4985	5055	0	4927	28	8	4960	354	0.176
RS411	4900	4989	0	4989	2	0	4918	16	0.008
<b>Subtotal</b>					<b>32</b>			<b>376</b>	<b>0.187</b>
SR401	5053	5056	4832	4838	7,840	-140,706	4851	246,394	122.426
SR403	5000	5003	0	4814	496	232	4806	488	0.241

SR405	5010	5010	4781	4788	616,932	196,414	4798	7,254,398	3,547.46
SR407	5012	5020	0	4829	264	138	4826	552	0.274
SR409	5072	5074	4812	4828	181,048	62,164	4823	669,736	330.267
SR411	5076	5085	0	4896	206	170	4883	466	0.233
SR501	5126	5126	4857	4903	47,208	31,928	4884	114,176	56.876
SR503	5116	5139	0	4959	12	-2	4952	36	0.018
SR505	5160	5160	4906	4934	1,290	1,020	4926	6,196	3.121
<b>Subtotal</b>					<b>855,296</b>			<b>8,292,442</b>	<b>4,060.92</b>
TA312	7402	7570	7396	7488	0	-10,704	7488	18,104	6.777
TA401	7476	7654	7464	7572	179,602	-203,666	7618	590,348	223.655
TA402	7498	7588	0	7464	74	-26	7444	82	0.031
TA403	7424	7584	0	7462	28	18	7462	74	0.028
TA404	7512	7590	0	7420	56	22	7420	180	0.068
TA405	7484	7598	7322	7362	365,248	-20,546	7386	4,790,454	1,783.23
TA406	7480	7562	0	7414	14	-6	7380	430	0.161
TA407	7518	7518	0	7366	42	38	7380	74	0.027
TA408	7442	7442	0	7336	158	124	7336	188	0.069
TA409	7478	7562	7300	7328	16,326	13,834	7338	55,144	20.353
TA410	7386	7386	0	7320	6	6	7344	42	0.015
TA411	0	0	0	0	0	0	7348	0	0
TA412	7388	7388	0	7374	2	2	7348	6	0.002
<b>Subtotal</b>					<b>561,556</b>			<b>5,455,126</b>	<b>2,034.42</b>
TC312	0	0	0	0	0	0	566.6	0	0
TC401	599.2	601.6	573.2	598	700	-9,640	591.8	52,168	61.917
TC402	589	589	0	571	4	0	571	6	0.007
TC403	599.8	599.8	0	572	2	-16	569.4	114	0.133
TC404	602.8	602.8	0	563.8	10	-12	565.6	144	0.168
TC405	595.8	600.4	559	562.6	56,510	-26,872	562.4	2,619,990	3,053.11
TC406	593.4	600	0	563.8	8	-2	563.8	226	0.263
TC407	570	576.8	0	573	2	2	566.6	32	0.037
TC408	601.4	601.8	0	561	6	2	561	6	0.007
TC409	599	604.6	562	564.6	10,040	3,628	564	41,998	48.944
TC 410	593	598.8	0	566.2	6	2	566.6	38	0.044
TC 411	571	576	0	576	0	0	571	20	0.023
TC 412	586.2	607	0	599.8	0	0	568.8	10	0.012
<b>小计</b>					<b>67,288</b>			<b>2,714,752</b>	<b>3,164.66</b>
WH401	2863	2905	2812	2899	22,482	-27,650	2,871	90,610	51.676
WH403	2902	2902	0	2848	0	-2	2,848	12	0.007
WH405	2881	2900	2835	2845	123,650	44,144	2,845	488,762	279.74
WH407	2812	2815	0	2786	24	8	2,785	76	0.042
WH409	2792	2806	2760	2777	14,700	4,504	2,776	23,264	12.941



WH411	2760	2811	0	2746	4	0	2,786	22	0.012
<b>Subtotal</b>					<b>160,860</b>			<b>602,746</b>	<b>344.419</b>
<b>Total</b>					<b>3,997,454</b>			<b>79,110,028</b>	<b>35,030.41</b>

Note: 1. Price: Yuan/Ton ; 2 .Trading volume and month-end open interest in contract ; 3. Turnover :10,000 Yuan ; 4. Trading volume、turnover and Month-end open interest include buying and selling volume; 5. EFPs not included.

## V Daily Settlement Price by Contracts

Cotton No. 1								
Date	401	403	405	407	409	411	Vol	O. I.
2013-12-2	19780	19340	18770	18630	18225	17380	28896	96462
2013-12-3	19780	19340	18745	18630	18275	17385	19028	99122
2013-12-4	19775	19340	18730	18610	18260	17395	10980	98512
2013-12-5	19770	19235	18775	18645	18315	17400	14424	96112
2013-12-6	19765	19235	18765	18645	18290	17395	9044	96476
2013-12-9	19795	19270	18835	18660	18325	17430	16498	95910
2013-12-10	19795	19270	18810	18720	18305	17415	5816	94758
2013-12-11	19780	19245	18820	18710	18295	17420	8804	93632
2013-12-12	19725	19200	18805	18710	18320	17435	25244	94026
2013-12-13	19600	19175	18780	18710	18310	17400	19914	90894
2013-12-16	19280	19065	18775	18690	18300	17375	19036	93684
2013-12-17	19195	19065	18775	18690	18300	17390	6812	93716
2013-12-18	18975	19035	18770	18530	18305	17395	16724	92580
2013-12-19	18915	19115	18850	18625	18385	17405	44086	94932
2013-12-20	18750	18945	18840	18625	18430	17395	16278	92630
2013-12-23	18770	18955	18825	18625	18435	17395	16100	92646
2013-12-24	18790	18955	18815	18625	18430	17385	11872	96222
2013-12-25	18825	18955	18855	18625	18465	17360	9364	97254
2013-12-26	18770	18915	18900	18730	18510	17375	17568	99514
2013-12-27	18900	19115	19290	19070	18745	17400	136786	103158
2013-12-30	18805	18940	19180	19070	18630	17130	94042	115106
2013-12-31	18840	19115	19275	18860	18775	17180	70834	125678

Strong Gluten Wheat								
Date	401	403	405	407	409	411	Vol	O. I.
2013-12-2	2856	2902	2868	2828	2776	2760	25006	144204
2013-12-3	2865	2878	2878	2828	2783	2760	24130	151872
2013-12-4	2859	2878	2871	2802	2771	2761	18258	147356
2013-12-5	2858	2843	2869	2802	2771	2761	9542	148038
2013-12-6	2859	2849	2872	2802	2773	2775	13448	148374
2013-12-9	2853	2849	2869	2802	2773	2775	15224	148636
2013-12-10	2849	2849	2870	2802	2779	2775	15700	148686

2013-12-11	2832	2849	2862	2792	2777	2775	66860	158502
2013-12-12	2843	2849	2880	2800	2788	2775	23940	154904
2013-12-13	2837	2855	2885	2809	2793	2775	35134	156486
2013-12-16	2826	2855	2873	2793	2789	2811	34194	155610
2013-12-17	2824	2855	2858	2790	2781	2807	38788	159672
2013-12-18	2831	2855	2857	2784	2783	2804	24954	163204
2013-12-19	2845	2883	2862	2784	2786	2804	26378	166672
2013-12-20	2866	2848	2868	2786	2789	2804	21076	167308
2013-12-23	2865	2848	2849	2783	2772	2804	54392	171762
2013-12-24	2872	2848	2854	2783	2778	2804	23180	169942
2013-12-25	2893	2848	2857	2783	2780	2777	32290	168890
2013-12-26	2895	2848	2854	2783	2775	2777	19848	167908
2013-12-27	2887	2848	2851	2785	2774	2777	21784	164032
2013-12-30	2878	2848	2853	2785	2782	2777	23690	161062
2013-12-31	2871	2848	2845	2785	2776	2786	34930	160860

<b>Common Wheat</b>								
Date	401	403	405	407	409	411	Vol	O. I.
2013-12-2	2594	2648	2635	2621	2621	2621	14	74
2013-12-3	2594	2648	2635	2621	2621	2621	0	74
2013-12-4	2594	2648	2635	2621	2621	2621	0	74
2013-12-5	2594	2648	2635	2621	2621	2621	0	74
2013-12-6	2594	2632	2618	2645	2621	2621	30	76
2013-12-9	2594	2632	2631	2645	2621	2634	8	74
2013-12-10	2594	2632	2631	2645	2621	2634	0	74
2013-12-11	2608	2646	2610	2624	2605	2618	10	68
2013-12-12	2608	2646	2616	2624	2605	2618	0	68
2013-12-13	2608	2646	2616	2624	2605	2618	0	68
2013-12-16	2608	2646	2616	2624	2605	2618	0	68
2013-12-17	2587	2540	2637	2624	2605	2639	18	70
2013-12-18	2587	2541	2637	2624	2605	2639	0	70
2013-12-19	2587	2541	2636	2624	2605	2639	0	70
2013-12-20	2569	2556	2609	2624	2605	2612	18	70
2013-12-23	2620	2556	2609	2624	2605	2664	2	70
2013-12-24	2620	2556	2624	2639	2599	2658	8	70
2013-12-25	2620	2556	2624	2639	2599	2658	0	70
2013-12-26	2625	2556	2624	2644	2599	2663	2	70
2013-12-27	2625	2556	2624	2644	2599	2663	0	70
2013-12-30	2625	2556	2622	2642	2599	2663	16	70
2013-12-31	2625	2556	2622	2642	2599	2660	0	70

<b>White Sugar</b>											
Date	401	403	405	407	409	411	501	503	505	Vol	O. I.

2013-12-2	5024	5000	4977	5008	5044	5081	5106	5128	5152	391638	733016
2013-12-3	5014	4994	4962	5000	5026	5062	5091	5128	5131	231830	731710
2013-12-4	5000	4980	4958	4996	5020	5062	5081	5125	5128	328634	753020
2013-12-5	4988	4962	4957	4996	5021	5062	5082	5125	5125	310118	756558
2013-12-6	4985	4962	4958	4997	5025	5060	5090	5125	5132	304782	770468
2013-12-9	4945	4943	4921	4977	4990	5033	5059	5085	5111	455434	810636
2013-12-10	4935	4909	4900	4951	4961	5006	5031	5070	5084	365520	819156
2013-12-11	4951	4901	4910	4951	4967	5006	5033	5026	5086	243140	801862
2013-12-12	4929	4903	4880	4918	4939	5000	5006	5026	5050	314612	838938
2013-12-13	4928	4903	4864	4917	4924	4998	4994	5029	5042	367886	844460
2013-12-16	4964	4949	4885	4935	4952	5013	5019	5029	5064	353992	845328
2013-12-17	4959	4918	4874	4922	4939	5007	5018	5031	5066	286580	855022
2013-12-18	4924	4900	4844	4898	4902	4966	4995	5038	5046	488472	854406
2013-12-19	4945	4896	4876	4918	4931	5007	5033	5038	5086	468240	847850
2013-12-20	4972	4929	4902	4944	4958	5030	5055	5051	5107	547886	807958
2013-12-23	4955	4924	4890	4942	4954	5017	5042	5051	5091	347594	805682
2013-12-24	4931	4900	4863	4893	4923	5001	5031	5051	5077	284888	777492
2013-12-25	4941	4876	4852	4900	4913	4986	5046	5056	5097	283072	779022
2013-12-26	4963	4902	4874	4910	4923	5001	5074	5087	5127	560938	821272
2013-12-27	4959	4902	4870	4897	4913	4990	5041	5084	5105	419398	790292
2013-12-30	4927	4842	4845	4877	4867	4946	4938	4952	4983	451866	826590
2013-12-31	4851	4806	4798	4826	4823	4883	4884	4952	4926	485922	855296

Rapeseed Oil									
Date	401	403	405	407	409	411	Vol	O. I.	
2013-12-2	7702	7636	7626	7634	7634	7626	299200	310544	
2013-12-3	7678	7636	7590	7592	7598	7626	204460	306564	
2013-12-4	7658	7636	7558	7592	7568	7626	165002	314438	
2013-12-5	7670	7620	7568	7602	7576	7634	225304	311700	
2013-12-6	7660	7620	7518	7580	7522	7618	173108	306654	
2013-12-9	7670	7640	7526	7588	7538	7594	151432	307562	
2013-12-10	7666	7626	7516	7588	7532	7580	138004	310404	
2013-12-11	7664	7650	7542	7588	7556	7580	224904	320822	
2013-12-12	7648	7634	7534	7530	7544	7580	161060	324308	
2013-12-13	7568	7554	7380	7404	7402	7460	332032	316052	
2013-12-16	7512	7498	7314	7340	7358	7390	210892	325672	
2013-12-17	7520	7484	7314	7340	7352	7390	164024	319708	
2013-12-18	7486	7484	7250	7296	7284	7390	213384	306144	
2013-12-19	7490	7484	7280	7296	7308	7366	142752	303212	
2013-12-20	7478	7418	7280	7296	7304	7370	124090	300848	
2013-12-23	7456	7418	7258	7296	7294	7370	181358	303778	
2013-12-24	7426	7490	7224	7264	7256	7322	151316	304792	

2013-12-25	7260	7324	7166	7178	7192	7228	234250	323346
2013-12-26	7142	7200	7116	7136	7144	7204	185326	324696
2013-12-27	7060	7234	7128	7136	7162	7208	206640	317990
2013-12-30	7052	7082	7148	7136	7182	7216	197970	316322
2013-12-31	7018	7082	7082	7078	7124	7150	176874	323020

<b>Rapeseed</b>						
Date	407	408	409	411	Vol	O. I.
2013-12-2	5038	5052	4988	4925	4	26
2013-12-3	5038	5052	4988	4925	0	26
2013-12-4	5038	5052	5010	4925	12	26
2013-12-5	5037	5052	5012	4925	26	26
2013-12-6	5036	5052	5008	4925	0	26
2013-12-9	5035	5052	5008	4925	0	26
2013-12-10	5035	5052	4990	4926	6	26
2013-12-11	5035	5052	4966	4926	6	26
2013-12-12	5035	5052	4997	4926	10	26
2013-12-13	5035	5052	5009	4926	2	26
2013-12-16	5035	5052	5000	5033	0	26
2013-12-17	4980	5052	4965	5033	10	28
2013-12-18	4980	5052	4965	5033	16	40
2013-12-19	4980	5052	4968	5033	8	44
2013-12-20	4980	5052	4951	5033	20	32
2013-12-23	4980	5052	4993	5076	16	32
2013-12-24	4980	5052	4959	5041	6	30
2013-12-25	4980	5052	4976	5063	44	38
2013-12-26	4980	5015	4948	5063	6	40
2013-12-27	4980	5015	4960	5063	12	40
2013-12-30	4980	5015	4949	5063	94	44
2013-12-31	4980	5015	4960	4918	78	32

<b>Rapeseed Meal</b>									
Date	401	403	405	407	408	409	411	Vol	O. I.
2013-12-2	2509	2539	2448	2441	2435	2398	2254	1248128	1206082
2013-12-3	2498	2533	2442	2436	2434	2396	2253	991082	1209802
2013-12-4	2501	2547	2462	2449	2444	2414	2267	1482376	1271574
2013-12-5	2501	2548	2485	2470	2471	2435	2292	1418886	1307226
2013-12-6	2512	2556	2484	2467	2464	2427	2291	2089962	1302810
2013-12-9	2572	2603	2510	2482	2484	2446	2310	2533036	1313398
2013-12-10	2584	2607	2520	2487	2485	2450	2321	1133596	1243984
2013-12-11	2583	2596	2509	2484	2486	2453	2321	1390702	1300120
2013-12-12	2575	2591	2506	2480	2479	2454	2324	1185378	1265890

2013-12-13	2540	2571	2475	2452	2454	2423	2297	1150532	1214746
2013-12-16	2606	2608	2510	2478	2482	2447	2318	2076914	1295664
2013-12-17	2648	2623	2534	2505	2507	2478	2339	2324116	1319382
2013-12-18	2640	2611	2516	2487	2478	2440	2309	1881340	1280922
2013-12-19	2615	2608	2512	2485	2474	2434	2308	1978314	1320780
2013-12-20	2613	2605	2512	2486	2472	2431	2305	1231390	1291832
2013-12-23	2617	2602	2516	2488	2490	2436	2309	1399104	1241466
2013-12-24	2592	2567	2491	2465	2449	2406	2286	1821864	1346738
2013-12-25	2622	2574	2528	2495	2474	2433	2307	2599500	1453662
2013-12-26	2634	2603	2566	2531	2507	2461	2324	2386492	1427784
2013-12-27	2621	2626	2583	2555	2535	2491	2346	3219562	1600612
2013-12-30	2654	2658	2618	2583	2550	2509	2366	4374244	1505924
2013-12-31	2717	2673	2618	2586	2562	2502	2358	3889770	1518182

Early Rice								
Date	401	403	405	407	409	411	Vol	O. I.
2013-12-2	2459	2457	2475	2497	2529	2561	2138	21716
2013-12-3	2467	2457	2476	2497	2530	2561	2208	21464
2013-12-4	2472	2462	2475	2497	2530	2561	1430	21482
2013-12-5	2484	2462	2477	2497	2531	2561	3438	22972
2013-12-6	2496	2474	2487	2497	2542	2569	5496	22898
2013-12-9	2497	2475	2487	2497	2542	2569	3078	22660
2013-12-10	2462	2440	2489	2500	2531	2559	3846	21778
2013-12-11	2388	2418	2415	2489	2487	2500	31808	28092
2013-12-12	2293	2376	2398	2489	2478	2500	44118	28242
2013-12-13	2307	2376	2401	2489	2488	2500	10814	27096
2013-12-16	2284	2370	2376	2440	2476	2500	17042	31426
2013-12-17	2278	2364	2374	2440	2480	2500	12726	30166
2013-12-18	2268	2360	2361	2435	2471	2505	6004	30674
2013-12-19	2270	2362	2368	2435	2473	2505	5394	31316
2013-12-20	2268	2361	2364	2435	2472	2505	6316	31394
2013-12-23	2258	2351	2355	2435	2467	2505	6810	31894
2013-12-24	2255	2343	2342	2420	2465	2505	7878	32612
2013-12-25	2247	2335	2338	2420	2454	2505	4794	32382
2013-12-26	2249	2335	2338	2346	2451	2505	4652	32182
2013-12-27	2243	2335	2339	2346	2453	2505	2768	31906
2013-12-30	2246	2338	2338	2359	2456	2505	4818	31554
2013-12-31	2213	2338	2310	2359	2437	2494	10260	32506

PTA															
Date	312	401	402	403	404	405	406	407	408	409	410	411	412	Vol	O. I.
2013-12-2	7406	7488	7498	7476	7512	7490	7468	7440	7438	7472	7446	7430		247974	787758

2013-12-3	7456	7536	7520	7510	7534	7502	7496	7468	7478	7482	7446	7440		324154	794030
2013-12-4	7546	7622	7520	7584	7566	7562	7546	7518	7478	7518	7466	7466		494102	787402
2013-12-5	7500	7576	7518	7550	7498	7520	7524	7496	7432	7476	7466	7424		288832	781938
2013-12-6	7494	7568	7518	7550	7498	7478	7444	7490	7432	7430	7466	7424		190438	740466
2013-12-9	7500	7574	7518	7550	7510	7504	7530	7490	7432	7452	7466	7424		177486	738622
2013-12-10	7514	7586	7518	7562	7510	7502	7494	7490	7448	7450	7466	7424		143860	738924
2013-12-11	7516	7590	7518	7566	7510	7502	7490	7486	7448	7456	7466	7430		126138	723766
2013-12-12	7532	7606	7562	7554	7558	7536	7520	7508	7448	7478	7466	7430		421858	755368
2013-12-13	7488	7588	7538	7530	7514	7486	7454	7466	7442	7428	7466	7430		309386	663528
2013-12-16		7560	7474	7526	7472	7454	7442	7440	7428	7408	7448	7430	7430	226050	649594
2013-12-17		7538	7494	7512	7454	7434	7406	7412	7408	7402	7448	7424	7424	174226	652960
2013-12-18		7532	7424	7354	7388	7354	7350	7348	7316	7334	7350	7350	7308	486564	709180
2013-12-19		7542	7424	7356	7388	7364	7352	7348	7316	7332	7350	7350	7374	183578	674296
2013-12-20		7572	7424	7368	7388	7366	7340	7348	7316	7332	7350	7350	7374	213562	656734
2013-12-23		7554	7424	7368	7388	7362	7340	7348	7302	7324	7338	7350	7364	248664	647230
2013-12-24		7552	7424	7368	7382	7348	7340	7348	7302	7318	7338	7348	7348	208622	650044
2013-12-25		7568	7424	7458	7394	7366	7348	7348	7312	7336	7338	7348	7348	156778	625098
2013-12-26		7600	7464	7430	7390	7354	7348	7348	7312	7326	7338	7348	7348	197140	627722
2013-12-27		7614	7464	7430	7404	7384	7414	7348	7338	7358	7338	7348	7348	230224	605980
2013-12-30		7646	7470	7462	7474	7428	7414	7440	7358	7392	7348	7348	7348	229652	583452
2013-12-31		7618	7444	7462	7420	7386	7380	7380	7336	7338	7344	7348	7348	175838	561556

Methanol															
Date	312	401	402	403	404	405	406	407	408	409	410	411	412	Vol	O. I.
2013-12-2	2897	3155	3140	3269	3133	3047	3026	3077	3044	3029	3053	3053		22098	15636
2013-12-3	2897	3241	3172	3302	3165	3098	3077	3129	3095	3075	3099	3099		89124	22230
2013-12-4	2897	3289	3210	3342	3203	3104	3120	3173	3138	3096	3120	3120		56278	23994
2013-12-5	2897	3311	3260	3394	3253	3166	3182	3236	3201	3152	3176	3176		92646	32040
2013-12-6	2897	3391	3281	3416	3274	3227	3243	3298	3263	3215	3239	3239		195280	46598
2013-12-9	2897	3523	3363	3501	3380	3326	3342	3399	3363	3266	3290	3290		241692	64764
2013-12-10	2897	3666	3553	3642	3437	3363	3336	3321	3286	3245	3269	3269		351156	67764
2013-12-11	2897	3649	3500	3496	3314	3273	3240	3225	3191	3149	3138	3008		635784	70788
2013-12-12	2897	3684	3530	3387	3313	3246	3210	3180	3146	3065	3037	3014		487912	80572
2013-12-13	2897	3601	3436	3370	3283	3232	3172	3142	3109	3061	3037	3010		537548	71024
2013-12-16		3546	3410	3344	3246	3177	3128	3122	3066	3022	2990	2974	3005	428150	65032
2013-12-17		3437	3291	3243	3141	3130	3081	3071	3066	3006	2990	2978	3009	406894	66532
2013-12-18		3293	3216	3170	3127	3094	3101	3091	3086	3026	3010	2995	3026	459936	59638
2013-12-19		3277	3200	3155	3127	3104	3049	3045	3040	3034	3010	3003	3034	189540	53332
2013-12-20		3268	3164	3124	3076	3078	3045	3045	3036	3023	2999	2992	3023	177796	48056
2013-12-23		3186	3145	3046	3072	3054	3035	3045	3026	3020	2996	3001	3032	163562	50710
2013-12-24		3128	3145	3060	3047	3035	3002	3045	2993	2999	2975	2998	3029	129444	52784
2013-12-25		3158	3105	3021	3048	3047	3002	3045	3005	2995	2971	2994	2985	122652	53478

2013-12-26		3154	3101	3043	3048	3040	3016	3029	3019	2997	2973	2996	2987	86342	49662
2013-12-27		3151	3054	3040	3048	3007	2979	3016	2982	2970	2973	2969	2960	87548	46018
2013-12-30		3109	3054	3040	3028	3009	2979	3016	2984	2967	2927	2923	2914	74846	45490
2013-12-31		3051	3065	3051	3026	3021	3021	3005	3026	2994	2954	2950	2914	110758	43320

Flat Glass															
Date	312	401	402	403	404	405	406	407	408	409	410	411	412	Vol	O. I.
2013-12-2	1348	1320	1323	1315	1321	1319	1387	1386	1406	1401	1399	1395		276386	727002
2013-12-3	1340	1324	1328	1321	1322	1323	1393	1392	1411	1407	1399	1388		253882	719826
2013-12-4	1340	1325	1330	1327	1322	1324	1392	1392	1414	1407	1399	1388		306342	698526
2013-12-5	1340	1326	1321	1324	1322	1321	1389	1392	1409	1403	1399	1388		281146	647740
2013-12-6	1340	1321	1321	1324	1316	1314	1387	1392	1403	1398	1399	1391		334612	585356
2013-12-9	1340	1324	1330	1323	1329	1321	1388	1393	1408	1407	1401	1391		162270	584742
2013-12-10	1340	1324	1325	1324	1330	1320	1391	1393	1408	1406	1401	1397		170472	575202
2013-12-11	1340	1322	1328	1329	1330	1319	1387	1393	1410	1406	1401	1399		144240	557356
2013-12-12	1340	1343	1354	1351	1347	1351	1426	1421	1442	1443	1435	1438		1361534	682498
2013-12-13	1340	1322	1337	1340	1344	1336	1406	1421	1428	1425	1428	1438		800080	545188
2013-12-16		1316	1327	1333	1337	1330	1395	1414	1419	1417	1417	1424	1438	416248	551408
2013-12-17		1321	1327	1335	1337	1332	1396	1412	1419	1419	1417	1424	1435	483152	553870
2013-12-18		1321	1327	1337	1340	1328	1399	1412	1419	1418	1417	1415	1435	380366	508130
2013-12-19		1327	1333	1335	1340	1332	1401	1412	1424	1423	1419	1417	1435	262216	506242
2013-12-20		1317	1328	1320	1330	1314	1391	1408	1416	1407	1413	1417	1429	628016	383224
2013-12-23		1319	1323	1320	1331	1314	1391	1396	1412	1409	1407	1417	1428	293192	359812
2013-12-24		1327	1320	1320	1323	1313	1391	1396	1412	1410	1408	1412	1427	130124	348274
2013-12-25		1336	1324	1322	1324	1319	1396	1401	1416	1412	1410	1412	1427	203688	326794
2013-12-26		1335	1330	1322	1325	1318	1394	1401	1415	1412	1410	1412	1426	189518	313642
2013-12-27		1333	1330	1322	1328	1315	1394	1401	1416	1411	1410	1412	1423	203640	293496
2013-12-30		1324	1331	1325	1328	1318	1396	1401	1415	1412	1410	1413	1423	198240	293944
2013-12-31		1302	1310	1325	1309	1302	1383	1378	1397	1401	1405	1390	1400	513592	306510

Thermal Coal															
Date	312	401	402	403	404	405	406	407	408	409	410	411	412	Vol	O. I.
2013-12-2	566.6	598.8	599	595.2	601.6	593.6	593.6	597.6	592.4	598.4	600.4	601.4		114840	104080
2013-12-3	566.6	597	597.2	599.8	596.2	595.6	592.4	595.6	601.6	600.2	600	603.2		255962	114692
2013-12-4	566.6	593.4	593.6	592.2	591.8	590.6	589.8	595.6	596.8	594.2	594.8	603.2		184632	116010
2013-12-5	566.6	596	596.2	595.8	595.4	594	592.6	595.6	596.8	598	597	605.4		232436	114832
2013-12-6	566.6	594.6	594.8	595.8	595.6	593.6	595.8	595.6	596.8	597.6	597	603.8		148146	108328
2013-12-9		594.6	594.8	595.4	599	595.6	595.8	595.6	596.8	597.2	598.4	605.2	605.2	129384	108338
2013-12-10		593	594.8	594.8	594.8	593	594.8	595.6	596.8	595.6	596.8	603.6	600.6	79086	100518
2013-12-11		587.4	589.2	588.6	590.8	588	583.8	592.6	585.8	591.4	588.8	595.6	600.6	156916	115306
2013-12-12		582	583.8	585.4	585.2	583.4	583.2	586.4	585.8	587	588.8	591.2	596.2	129642	107920
2013-12-13		577	581.8	575.8	579	574.4	576.2	572.2	580	577.4	576.8	579.2	584	199774	81754

2013-12-16		592.8	589	583	581.2	579.4	581.8	575.4	580	582.4	580.6	584.2	589	146142	92186
2013-12-17		591.6	576.6	583	579.6	579	580.4	575.6	580	581.8	580.6	583.6	588.4	55778	89896
2013-12-18		589.6	576.6	583	580.4	578.8	580.4	577.8	580	581	581.4	583.6	589.2	82058	92830
2013-12-19		593	576.6	579.6	576	574.6	573.6	574.2	577	576.6	577.6	580.8	583	145796	99590
2013-12-20		595.6	571	579	572.2	569.6	570.8	570.6	572.8	572	572.6	575.8	578.4	127324	90316
2013-12-23		588.2	571	573.4	572.2	567	568.4	569.2	572.8	569	572.6	575.8	577.8	68400	84520
2013-12-24		586	571	574.6	573	570.2	570.8	569.2	572.8	572.6	572.6	573.6	575.6	84816	78712
2013-12-25		589.6	571	574.6	573	570	570	569.2	572.8	573.2	572.6	573.6	576.2	82952	78390
2013-12-26		591	571	574.6	572.8	566.4	566.8	569.2	572.8	568.6	572.6	573.6	571.6	60602	73210
2013-12-27		591.6	571	572.6	570.4	569.4	569.6	569.2	572.8	571.8	572.6	573.6	574.8	76642	69470
2013-12-30		590.8	571	569.6	563.4	566	563.2	566.6	569.2	568.4	571.2	572.2	573.4	64340	72466
2013-12-31		591.8	571	569.4	565.6	562.4	563.8	566.6	561	564	566.6	571	568.8	89084	67288

Japonica Rice							
Date	403	405	407	409	411	Vol	O. I.
2013-12-2	3095	3097	3124	3085	3063	356	5058
2013-12-3	3095	3094	3124	3085	3053	448	4914
2013-12-4	3090	3091	3124	3084	3045	558	4524
2013-12-5	3091	3084	3124	3083	3045	1452	4354
2013-12-6	3075	3082	3124	3081	2993	1584	4376
2013-12-9	3076	3078	3124	3078	3059	404	4298
2013-12-10	3076	3067	3120	3071	3019	978	3874
2013-12-11	3076	3053	3104	3062	3023	2368	3458
2013-12-12	3076	3067	3118	3074	3003	1348	3464
2013-12-13	3076	3101	3118	3081	3000	4246	3654
2013-12-16	3076	3100	3118	3078	3010	1026	3504
2013-12-17	3076	3086	3118	3069	3018	772	3312
2013-12-18	3076	3081	3118	3064	3004	476	3266
2013-12-19	3064	3088	3118	3068	3010	330	3228
2013-12-20	3075	3082	3112	3070	3012	416	3184
2013-12-23	3145	3089	3079	3068	3012	276	3250
2013-12-24	3077	3084	3079	3063	3012	332	3228
2013-12-25	3077	3072	3079	3065	3019	688	3208
2013-12-26	3091	3087	3051	3066	3019	514	3162
2013-12-27	3152	3078	3042	3065	3019	62	3164
2013-12-30	3141	3081	3052	3065	3019	62	3142
2013-12-31	3142	3075	3052	3061	3019	166	3136

Note: 1. Price: Yuan/Ton ; 2 .Trading volume and month-end open interest in contract ; 3. Trading volume and Month-end open interest include buying and selling volume; 4. EFPs included.





郑州商品交易所

Zhengzhou Commodity Exchange

地址：郑州市未来路69号

网址：<http://www.cceex.com.cn>