



Zhengzhou
Commodity Exchange

*MONTHLY
REPORT*

1

Contents

I	Market Summary.....	2
II	Price Charts of All Products.....	4
III	Trading Volume, Turnover, Open Interest and Physical Delivery	10
IV	List of Quotations.....	13
V	Daily Settlement Price by Contracts	16
VI	Announcements.....	24

I Market Summary

Strong Gluten Wheat Futures oscillated under correction. The dominant contract WH1405 fluctuated within 56 Yuan/ton between 2805 and 2861 Yuan/ton, and closed down 4 Yuan/ton or 0.14% at 2841 Yuan/ton from the price of the last month-end.

Cotton Futures oscillated up. The dominant contract CF1405 fluctuated within 705 Yuan/ton between 19250 and 19955 Yuan/ton, and closed up 410 Yuan/ton or 2.12% at 19755 Yuan/ton from the price of the last month-end.

White Sugar Futures oscillated down. The dominant contract SR1405 fluctuated within 447 Yuan/ton between 4355 and 4802 Yuan/ton, and closed down 402 Yuan/ton or 8.4% at 4386 Yuan/ton from the price of the last month-end.

PTA Futures oscillated down. The dominant contract TA1405 fluctuated within 548 Yuan/ton between 6816 and 7364 Yuan/ton, and closed down 502 Yuan/ton or 6.82% at 6860 Yuan/ton from the price of the last month-end.

Rapeseed Futures oscillated down. The dominant contract RS1409 fluctuated within 274 Yuan/ton between 4713 and 4987 Yuan/ton, and closed down 106 Yuan/ton or 2.15% at 4821 Yuan/ton from the price of the last month-end.

Rapeseed Oil Futures oscillated down. The dominant contract OI1409 fluctuated within 440 Yuan/ton between 6700 and 7140 Yuan/ton, and closed down 344 Yuan/ton or 4.86% at 6736 Yuan/ton from the price of the last month-end.

Rapeseed Meal Futures oscillated within a narrow range. The dominant contract RM1409 fluctuated within 134 Yuan/ton between 2404 and 2538 Yuan/ton, and closed down 21 Yuan/ton or 0.84% at 2482 Yuan/ton from the price of the last month-end.

Early Long-grain Non-glutinous Rice Futures oscillated under correction. The dominant contract RI1405 fluctuated within 97 Yuan/ton between 2211 and 2308 Yuan/ton, and closed down 14 Yuan/ton or 0.61% at 2291 Yuan/ton from the price of the last month-end.

Methanol Futures oscillated under correction. The dominant contract ME1405 fluctuated within 130 Yuan/ton between 2865 and 2995 Yuan/ton, and

closed down 62 Yuan/ton or 2.07% at 2933 Yuan/ton from the price of the last month-end.

Glass Futures oscillated under correction. The dominant contract FG1405 fluctuated within 95 Yuan/ton between 1210 and 1305 Yuan/ton, and closed up 12 Yuan/ton or 0.93% at 1302 Yuan/ton from the price of the last month-end.

Thermal Coal Futures oscillated down. The dominant contract TC1405 fluctuated within 29.8 Yuan/ton between 535 and 564.8 Yuan/ton, and closed down 22.6 Yuan/ton or 4.02% at 540 Yuan/ton from the price of the last month-end.

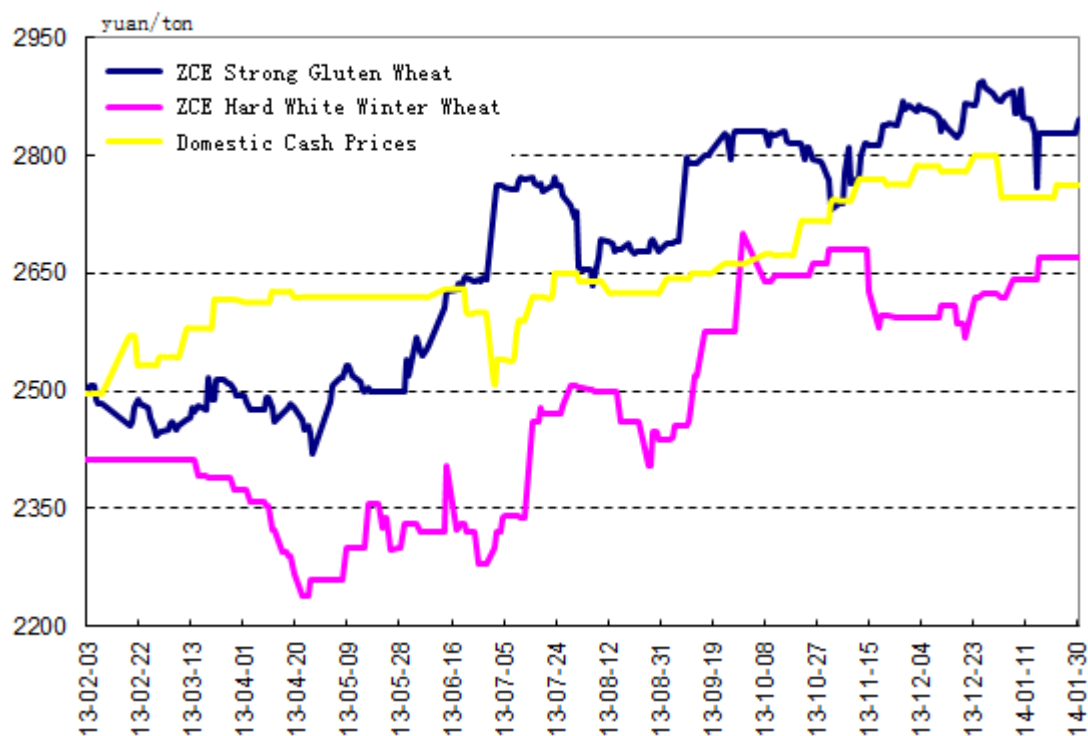
Japonica Rice Futures oscillated under correction. The dominant contract JR1405 fluctuated within 160 Yuan/ton between 3031 and 3191 Yuan/ton, and closed up 4 Yuan/ton or 0.13% at 3075 Yuan/ton from the price of the last month-end.

The total trading volume of ZCE in this month was 41,267,280 contracts, including 131 contracts of Common Wheat, 199,561 contracts of Strong Gluten Wheat, 528,699 contracts of Cotton, 4,776,051 contracts of White Sugar, 2,652,570 contracts of PTA, 614 contracts of Rapeseed, 2,045,549 contracts of Rapeseed Oil, 25,604,626 contracts of Rapeseed Meal, 70,097 contracts of Early Long-grain Non-glutinous Rice, 640,002 contracts of Methanol, 4,162,624 contracts of Glass Futures, 584006 contracts of Thermal Coal Futures and 2750 contracts of Japonica Rice. The month-end open interest was 1974178 contracts in total, including 16 contracts of Common Wheat, 60172 contracts of Strong Gluten Wheat, 70675 contracts of Cotton, 501114 contracts of White Sugar, 253117 contracts of PTA, 100 contracts of Rapeseed, 165867 contracts of Rapeseed Oil, 760214 contracts of Rapeseed Meal, 15291 contracts of Early Long-grain Non-glutinous Rice, 11707 contracts of Methanol, 113126 contracts of Glass, 21309 contracts of Thermal Coal and 1470 contracts of Japonica Rice.

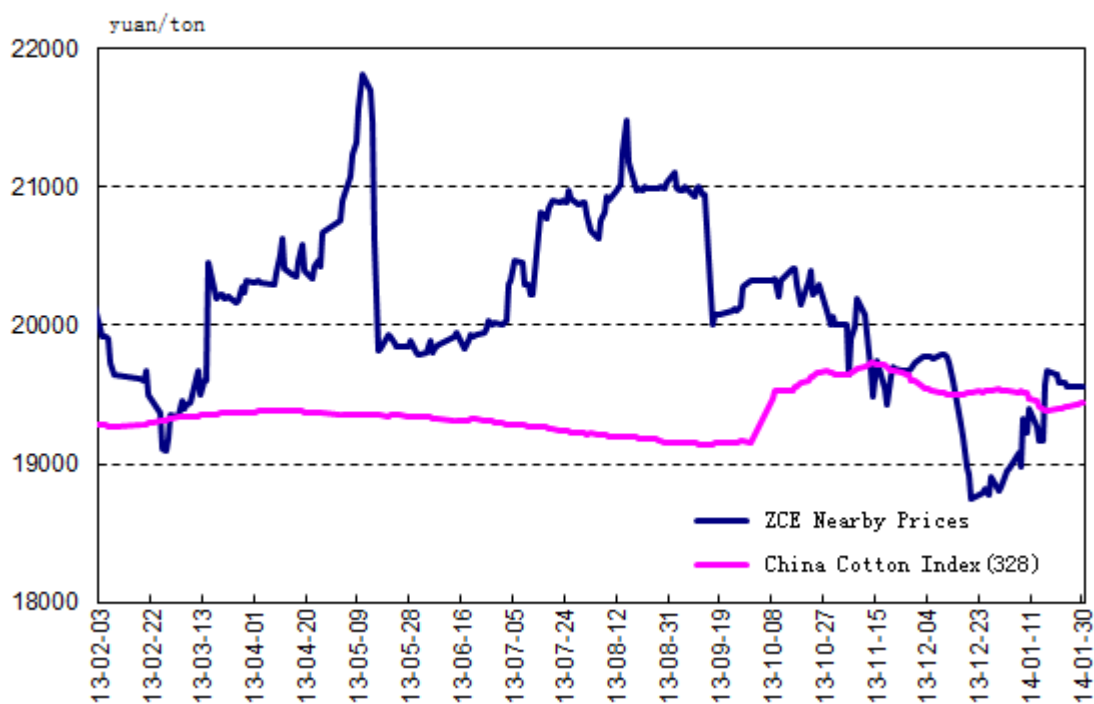
(Note: the trading volume and open interest are counted unilaterally)

II Price Charts of All Products

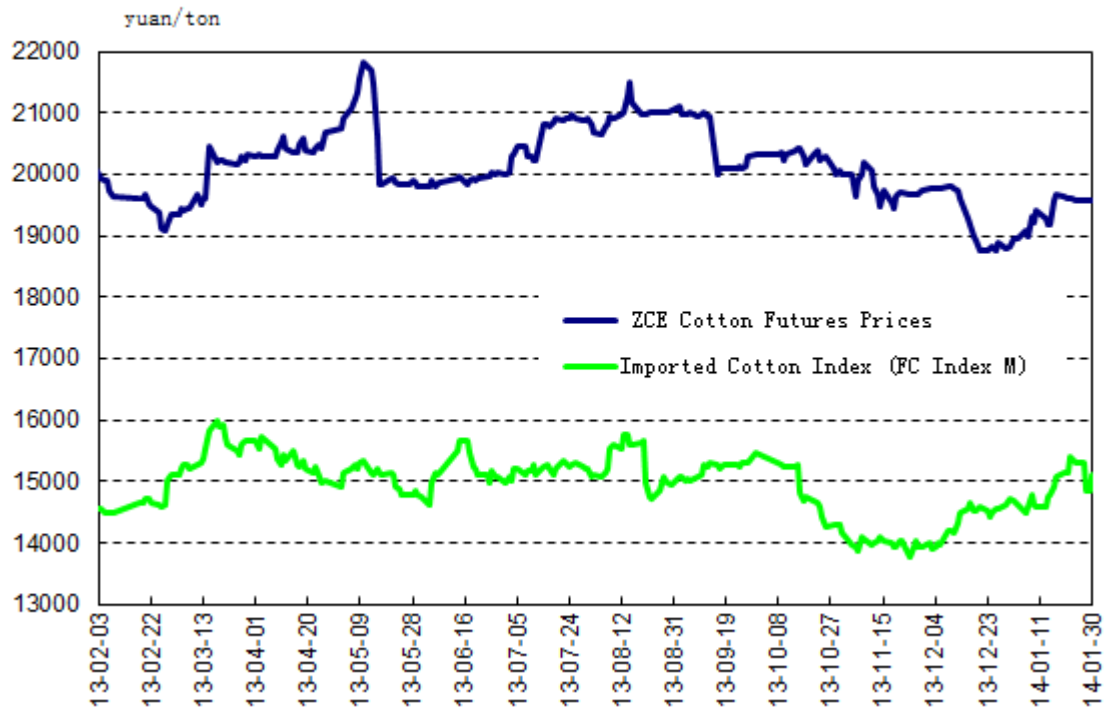
ZCE Wheat Futures Prices vs Domestic Cash Prices Chart



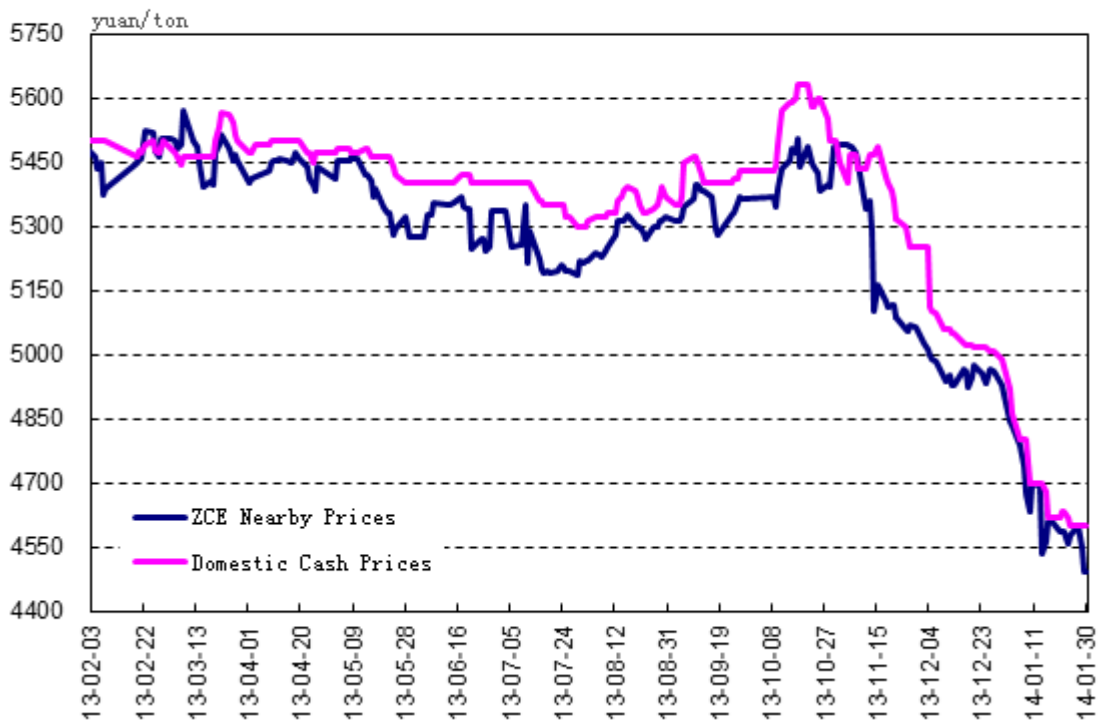
ZCE Cotton Futures vs China Cotton Index Chart



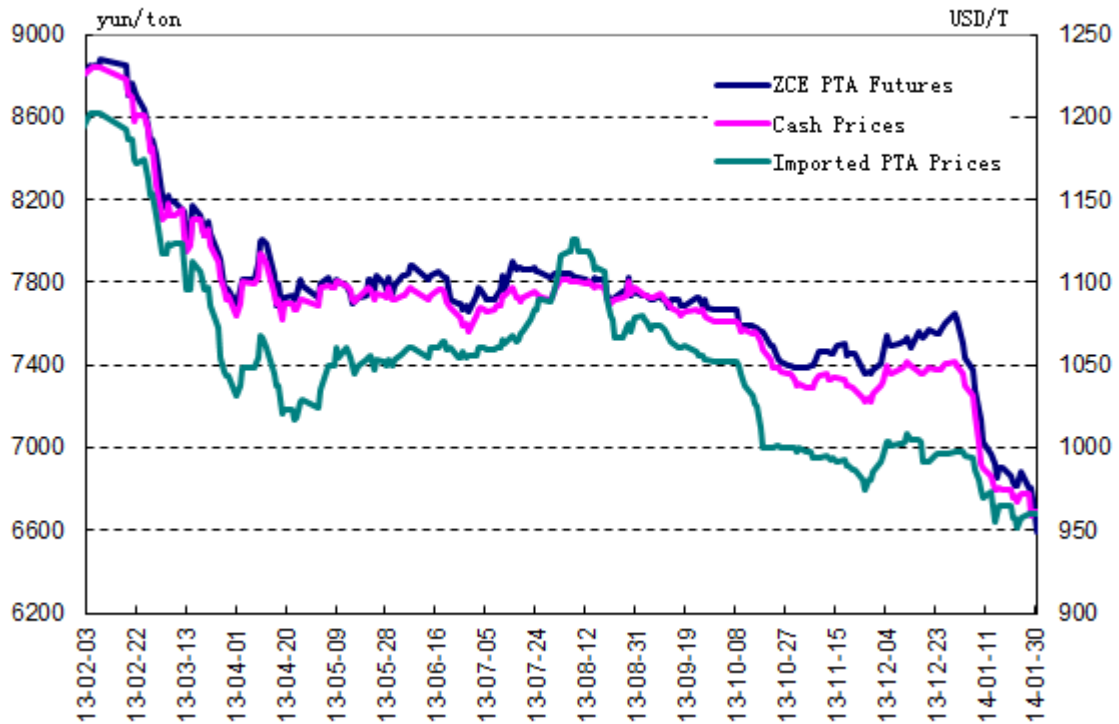
ZCE Cotton Futures Prices vs Imported Cotton Prices



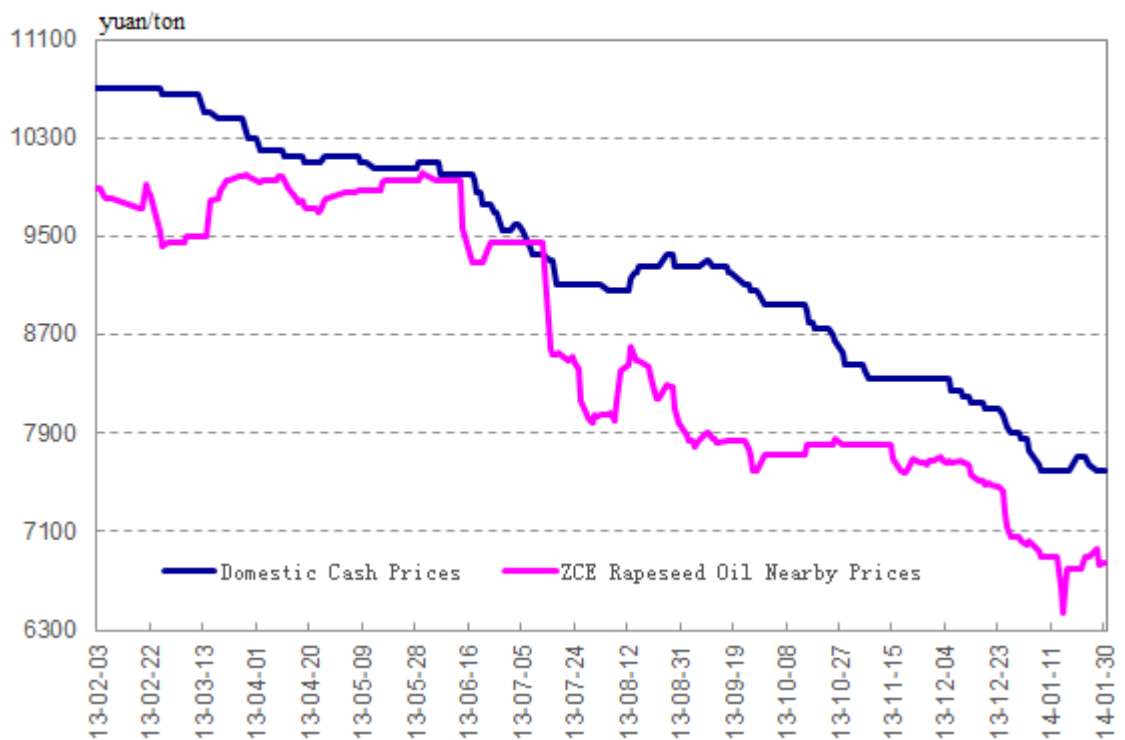
ZCE Sugar Futures Prices vs Domestic Cash Prices Chart



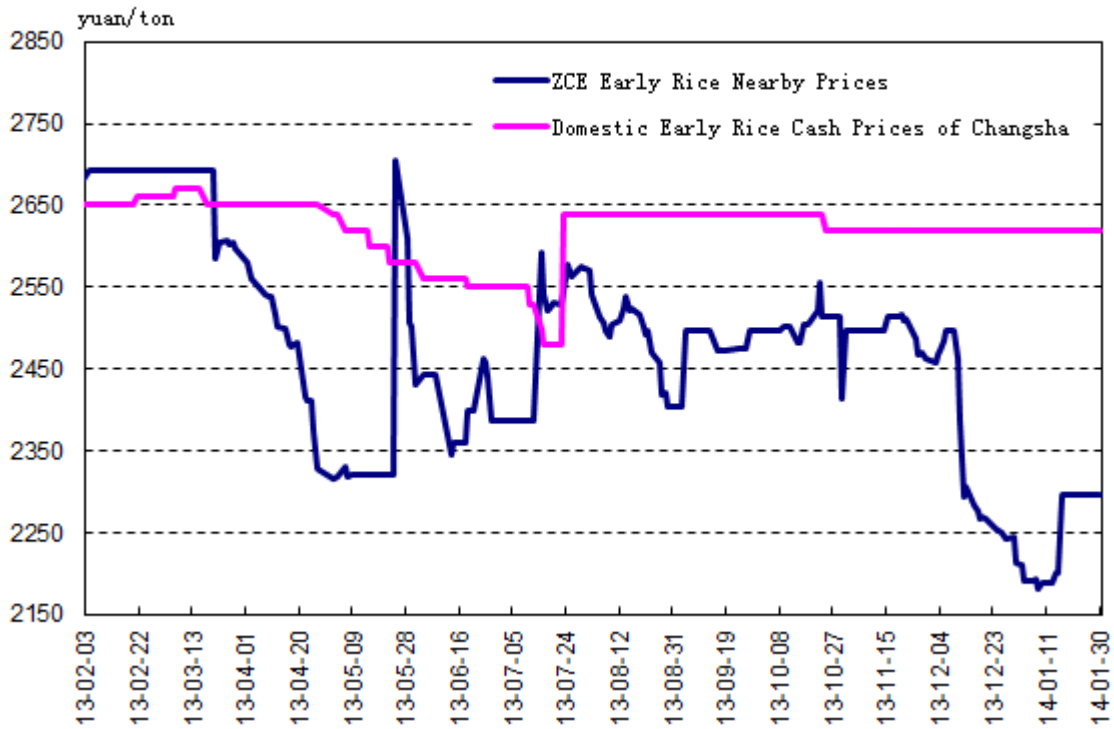
ZCE PTA Futures vs PTA Cash Prices Chart



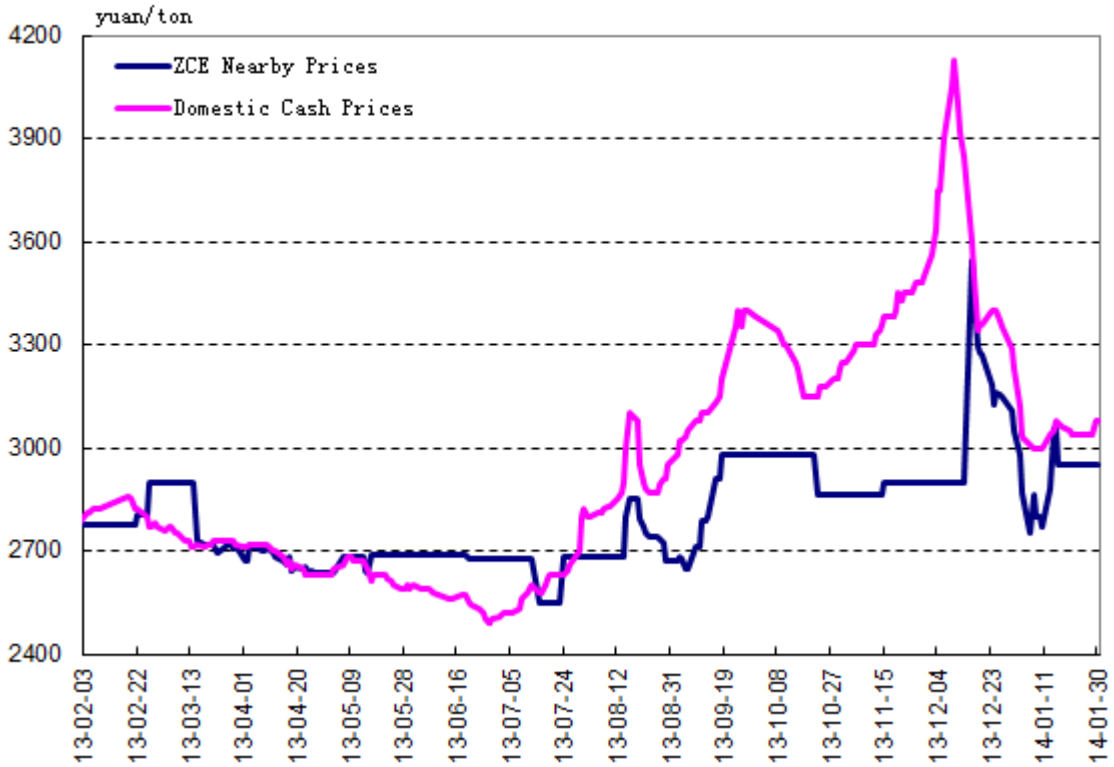
ZCE Rapeseed Oil Futures Prices vs Domestic Cash Prices Chart



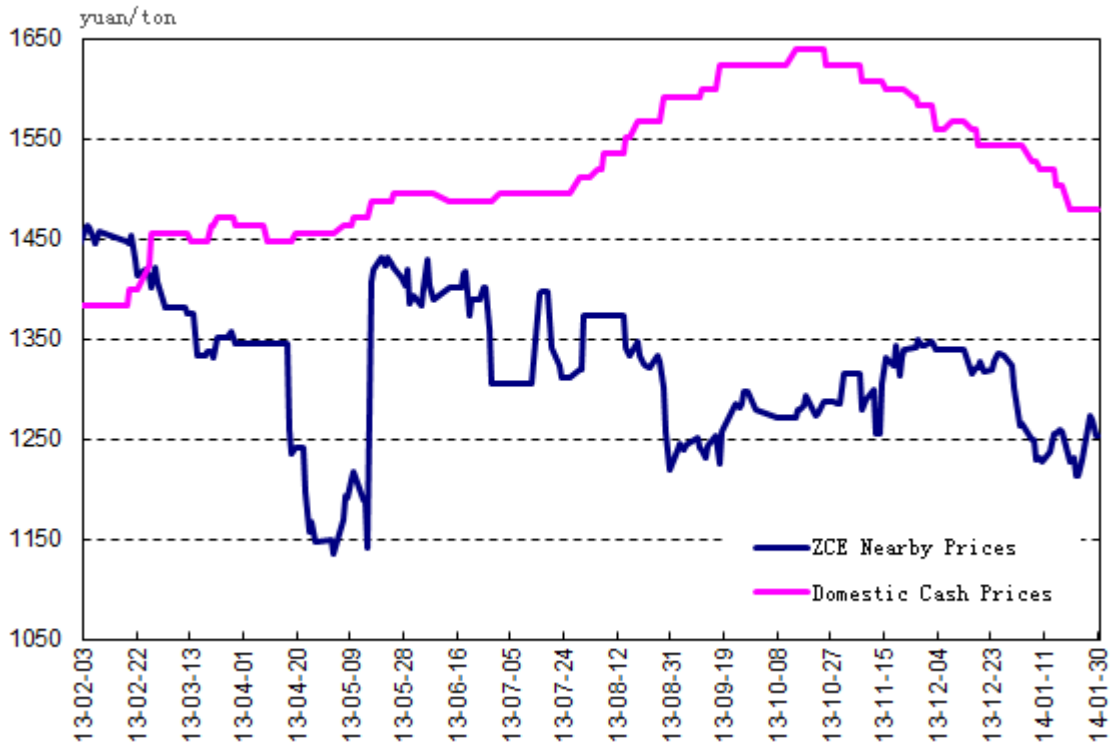
ZCE Early Rice Futures Prices vs Domestic Cash Prices Chart



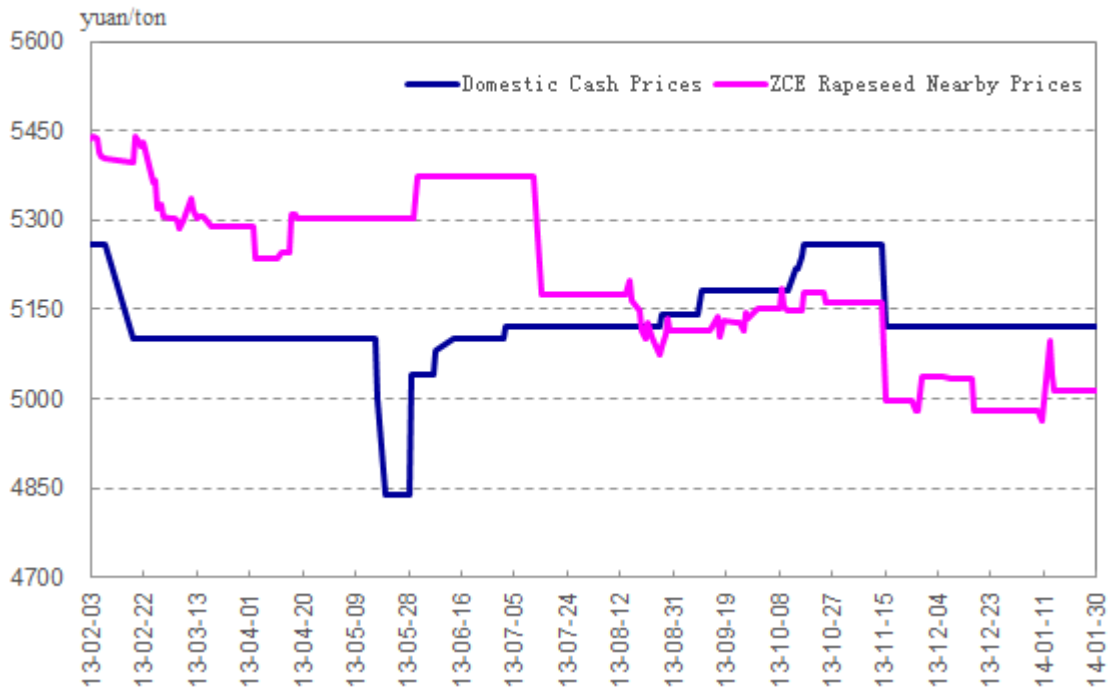
ZCE Methanol Futures Prices vs Domestic Cash Prices Chart



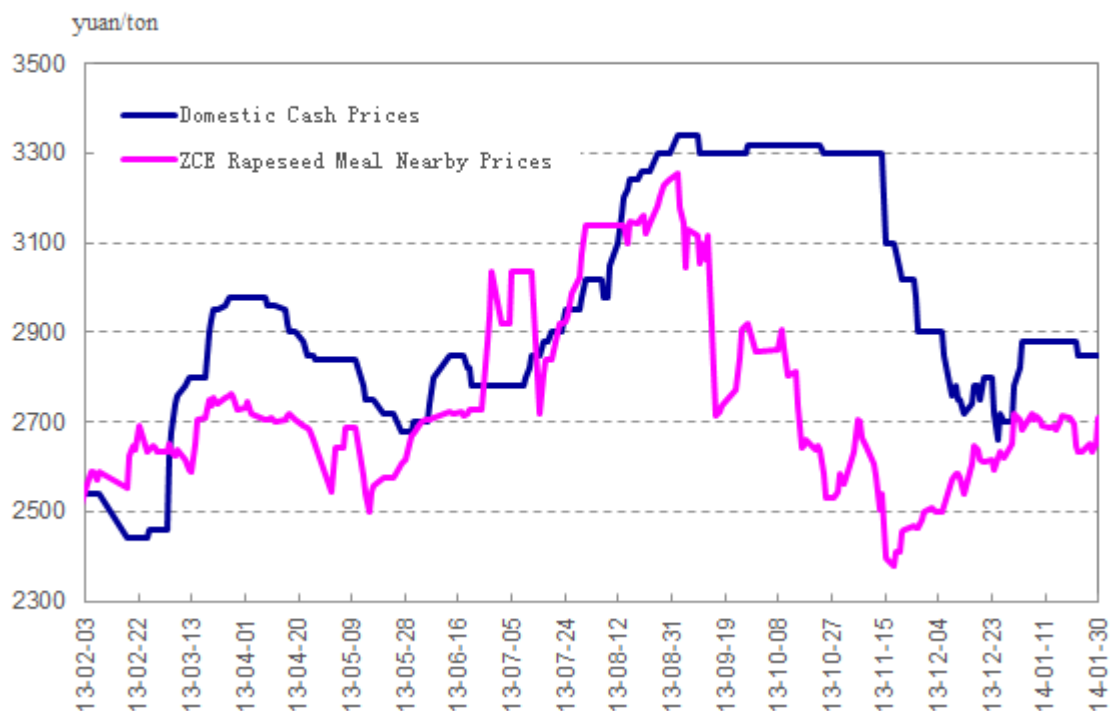
ZCE Glass Futures Prices vs Domestic Cash Prices Chart



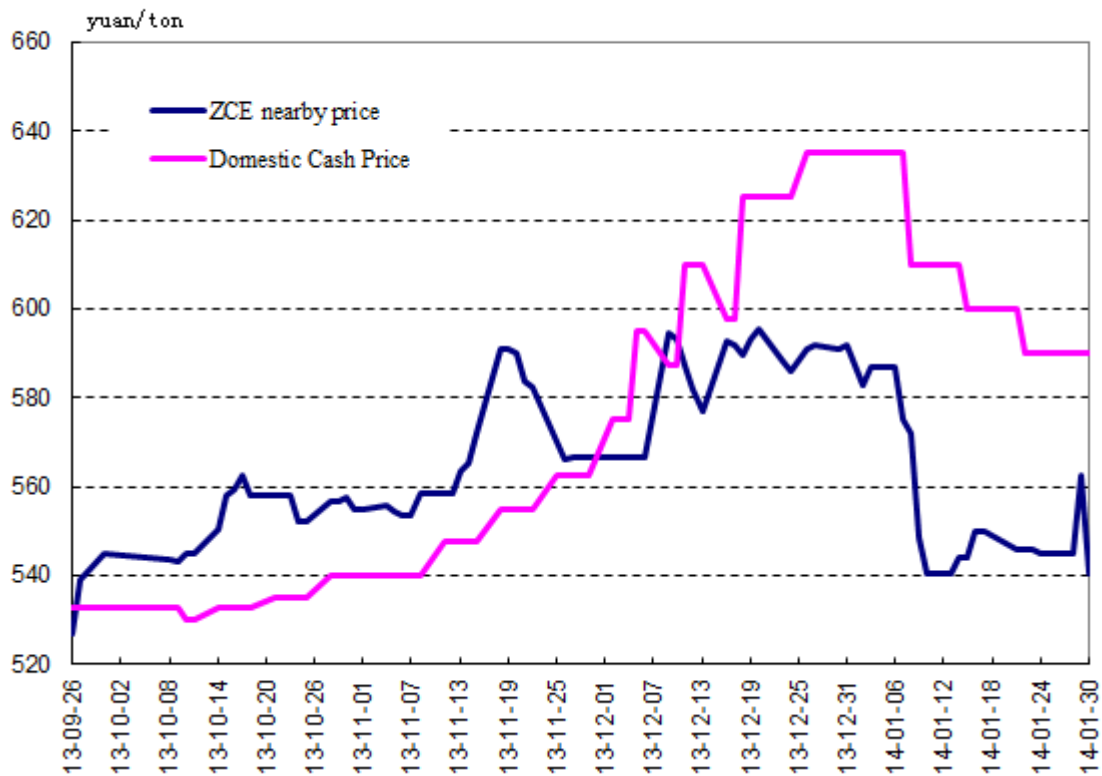
ZCE Rapeseed Futures Prices vs Domestic Cash Prices Chart



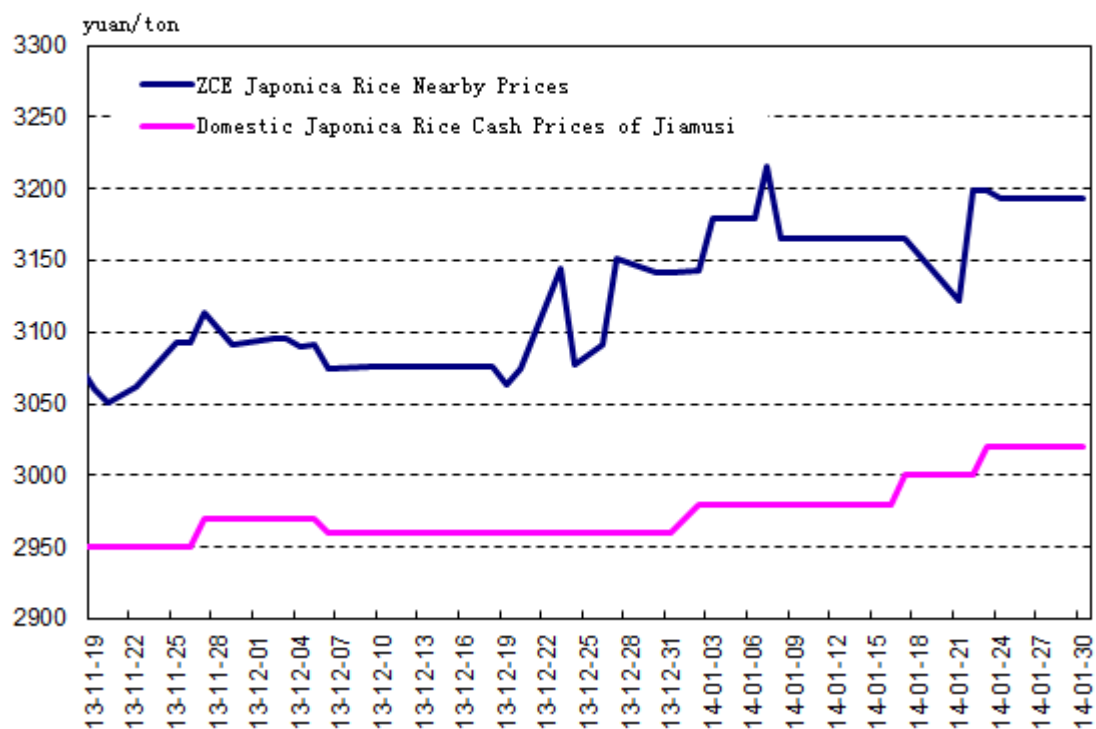
ZCE Rapeseed Meal Futures Prices vs Domestic Cash Prices Chart



ZCE Thremal coal Futures vs Domestic Cash Prices Chart



ZCE Japonic Rice Futures Prices vs Domestic Cash Prices Chart



III Trading Volume, Turnover, Open Interest and Physical Delivery

Trading Volume

	Jan-14	Jan -13	Change%	Jan'- Jan' 2014	Jan'-Jan' 2013	Change%
Cotton No.1 (CF)	1,057,398	2,749,176	-61.54%	1,057,398	2,749,176	-61.54%
Early Rice (ER)		419,432	-100.00%	0	419,432	-100.00%
Flat Glass (FG)	8,325,248	59,360,752	-85.98%	8,325,248	59,360,752	-85.98%
Japonic Rice (JR)	5,500		-	5,500	0	-
Methanol (ME)	1,280,004	595,232	115.04%	1,280,004	595,232	115.04%
Rapeseed Oil (OI)	4,091,098	25,958	15,660.45%	4,091,098	25,958	15,660.45%
Common Wheat (PM)	262	440	-40.45%	262	440	-40.45%
Early Rice (RI)	140,194	4,386	3,096.40%	140,194	4,386	3,096.40%
Rapeseed Meal (RM)	51,209,252	17,426,028	193.87%	51,209,252	17,426,028	193.87%
Rapeseed Oil (RO)		1,103,932	-100.00%	0	1,103,932	-100.00%
Rapeseed (RS)	1,228	1,565,224	-99.92%	1,228	1,565,224	-99.92%
Sugar (SR)	9,552,102	16,451,366	-41.94%	9,552,102	16,451,366	-41.94%
PTA	5,305,140	14,615,028	-63.70%	5,305,140	14,615,028	-63.70%
Thermal Coal (TC)	1,168,012		-	1,168,012	0	-
Strong Gluten Wheat	399,122	35,876	1,012.50%	399,122	35,876	1,012.50%

(WH)						
Strong Gluten Wheat (WS)		1,147,786	-100.00%	0	1,147,786	-100.00%
Hard White Wheat (WT)			-	0	0	-
Total	82,534,560	115,500,616	-28.54%	82,534,560	115,500,616	-28.54%

Note: 1. Unit: Trading volume in contract; 2. Trading volume includes buying and selling volume; 3. Contract size: 10 tons(WT & ER & SR & RS & RM), 5 tons(CF & TA & RO), 50tons(ME & PM), 20 tons (RI & WH & FG&JR); 4. EFPs included.

Turnover

	Jan -14	Jan -13	Change%	Jan'- Jan' 2014	Jan'-Jan' 2013	Change%
Cotton No.1 (CF)	10,101,722	27,208,431	-62.87%	10,101,722	27,208,431	-62.87%
Early Rice (ER)		1,134,088	-100.00%	0	1,134,088	-100.00%
Flat Glass (FG)	21,030,823	178,356,214	-88.21%	21,030,823	178,356,214	-88.21%
Japonic Rice (JR)	34,085		-	34,085	0	-
Methanol (ME)	18,705,070	8,603,200	117.42%	18,705,070	8,603,200	117.42%
Rapeseed Oil (OI)	28,451,834	258,945	10,887.60%	28,451,834	258,945	10,887.60%
Common Wheat (PM)	3,332	5,374	-38.00%	3,332	5,374	-38.00%
Early Rice (RI)	636,935	24,330	2,517.90%	636,935	24,330	2,517.90%
Rapeseed Meal (RM)	132,371,141	43,683,502	203.02%	132,371,141	43,683,502	203.02%
Rapeseed Oil (RO)		5,504,860	-100.00%	0	5,504,860	-100.00%
Rapeseed (RS)	5,953	8,507,447	-99.93%	5,953	8,507,447	-99.93%
Sugar (SR)	43,360,056	90,648,323	-52.17%	43,360,056	90,648,323	-52.17%
PTA	18,603,353	62,364,509	-70.17%	18,603,353	62,364,509	-70.17%
Thermal Coal (TC)	12,813,491		-	12,813,491	0	-
Strong Gluten Wheat (WH)	2,258,052	190,352	1,086.25%	2,258,052	190,352	1,086.25%
Strong Gluten Wheat (WS)		2,954,373	-100.00%	0	2,954,373	-100.00%
Hard White Wheat (WT)			-	0	0	-
Total	288,375,847	429,443,948	-32.85%	288,375,847	429,443,948	-32.85%

Note: 1. Turnover in 10,000 Yuan; 2. Turnover includes buying and selling volume; 3. EFPs included.

Open Interest

	Jan -14	Jan -13	Change%	Dec-13	Change%
Cotton No.1 (CF)	141,350	338,094	-58.19%	125,678	12.47%
Early Rice (ER)		55,420	-100.00%		0.00%
Flat Glass (FG)	226,252	686,122	-67.02%	306,510	-26.18%
Japonic Rice (JR)	2,940		-	3,136	-6.25%
Methanol (ME)	23,414	26,884	-12.91%	43,320	-45.95%
Rapeseed Oil (OI)	331,734	11,894	2,689.09%	323,020	2.70%
Common Wheat (PM)	32	116	-72.41%	70	-54.29%

Early Rice (RI)	30,582	1,958	1,461.90%	32,506	-5.92%
Rapeseed Meal (RM)	1,520,428	247,956	513.18%	1,518,182	0.15%
Rapeseed Oil (RO)		87,948	-100.00%		0.00%
Rapeseed (RS)	200	17,138	-98.83%	32	525.00%
Sugar (SR)	1,002,228	875,174	14.52%	855,296	17.18%
PTA	506,234	478,546	5.79%	561,556	-9.85%
Thermal Coal (TC)	42,618		-	67,288	-36.66%
Strong Gluten Wheat (WH)	120,344	17,200	599.67%	160,860	-25.19%
Strong Gluten Wheat (WS)		192,466	-100.00%		0.00%
Hard White Wheat (WT)			-		0.00%
Total	3,948,356	3,036,916	30.01%	3,997,454	-1.23%

Note: 1. Unit: Trading volume in contract; 2. Trading volume includes buying and selling volume; 3. Contract size: 10 tons(WT & ER & SR & RS & RM), 5 tons(CF & TA & RO), 50 tons(ME & PM), 20 tons (RI & WH & FG & JR); 4. EFPs included.

Physical Delivery

	Jan 2014	Jan 2014	Jan 2013	Jan 2013	Jan' - Jan'	Jan' - Jan'
	Delivery Volume	EFPs	Delivery Volume	EFPs	2014	2013
CF	448	456	2,600	2,640	904	5,240
ER			1,077	0		1,077
FG	276	124			400	
JR						
ME	47	0	1,268	0	47	1,268
OI	291	1,316			1,607	
PM	14	0		0	14	
RI	523	0			523	
RM	2,721	1,431			4,152	
RO			1,331	7,009		8,340
RS						
SR	935	3,105	705	854	4,040	1,559
TA	68,480	33,684	1,257	6,571	102,164	7,828
TC	75	150			225	
WH	7,805	0			7,805	
WS			13,688	216		13,904
WT						
Total	81,615	40,266	21,926	17,290	121,881	39,216

Note: 1. Unit: Trading volume in contract; 2. Trading volume includes buying and selling volume; 3. Contract size: 10 tons(WT & ER & SR & RS & RM), 5 tons(CF & TA & RO), 50 tons(ME & PM), 20 tons (RI & WH & FG & JR); 4. EFPs included.

IV List of Quotations

Contract	Open	High	Low	Close	Month-end O.I	Change	Month-end Settlement	Volume	Turnover
CF401	18960	19430	0	19175	0	-1,674	19170	1,064	1.015
CF403	19145	19710	0	19565	34	-14	19565	74	0.072
CF405	19360	19955	19250	19755	66,956	-6,564	19780	769,088	757.137
CF407	19035	19440	0	18805	50	8	18820	38	0.036
CF409	18925	18925	18520	18780	22,222	-2,502	18765	115,624	108.286
CF411	17165	17270	16360	16820	30,398	4,728	16820	124,308	104.224
CF501	16150	16900	16150	16535	21,690	21,690	16515	47,202	39.401
Subtotal					141,350			1,057,398	1,010.17
FG401	1293	1293	1211	1255	0	-1,452	1255	1,576	0.393
FG402	1294	1294	0	1265	158	-126	1254	382	0.096
FG403	1340	1340	0	1271	130	-22	1292	366	0.093
FG404	1328	1328	0	1293	342	112	1289	810	0.204
FG405	1291	1305	1210	1302	176,810	-94,132	1294	7,777,138	1,956.67
FG406	1364	1376	1280	1365	988	140	1359	2,432	0.644
FG407	1359	1384	0	1318	2	2	1372	30	0.008
FG408	1386	1400	0	1400	200	4	1384	252	0.068
FG409	1386	1388	1285	1384	46,142	13,744	1373	537,500	143.616
FG410	1379	1379	0	1322	2	-4	1379	30	0.008
FG411	1359	1359	0	1354	28	26	1377	28	0.008
FG412	1307	1368	0	1368	4	4	1368	20	0.005
FG501	1368	1390	1296	1385	1,446	1,446	1380	4,684	1.269
Subtotal					226,252			8,325,248	2,103.08
JR403	3143	3215	0	3199	204	0	3193	144	0.091
JR405	3079	3191	3031	3075	2,414	-76	3069	5,062	3.137
JR407	3061	3148	0	3100	2	0	3061	18	0.011
JR409	3060	3105	0	3088	266	-120	3075	248	0.152
JR411	3003	3043	0	3025	54	0	3025	28	0.017
JR501	0	0	0	0	0	0	3121	0	0
Subtotal					2,940			5,500	3.409
ME401	3050	3160	0	3055	0	-104	3055	154	0.225
ME402	3018	3018	0	2950	0	-6	2950	18	0.026
ME403	2930	2978	0	2920	0	0	2930	22	0.032
ME404	2941	3009	0	2946	4	0	2946	36	0.053
ME405	2990	2995	2865	2933	18,630	-18,064	2933	1,214,052	1,772.75
ME406	2881	2969	0	2929	0	-8	2941	50	0.073

ME407	0	0	0	0	2	0	2895	0	0
ME408	2923	2973	0	2973	2	0	2963	32	0.046
ME409	2970	3042	2876	2995	4,764	-1,730	2994	65,580	97.217
ME410	0	0	0	0	2	0	2939	0	0
ME411	0	0	0	0	2	0	2929	0	0
ME412	2954	2954	0	2941	0	-2	2987	28	0.041
ME501	3049	3052	0	3035	8	8	3023	32	0.048
Subtotal					23,414			1,280,004	1,870.51
OI401	7000	7156	0	6444	0	-2,748	6444	2,276	1.577
OI403	7032	7098	0	6838	18	-26	6840	106	0.073
OI405	7060	7142	6792	6864	147,844	-125,342	6870	3,240,512	2,253.68
OI407	6854	7148	0	7038	2	0	6872	412	0.286
OI409	7108	7140	6700	6736	163,872	116,866	6728	806,128	560.637
OI411	7188	7188	0	7002	18	-16	6778	74	0.052
OI501	7020	7056	6712	6736	19,980	19,980	6742	41,590	28.876
Subtotal					331,734			4,091,098	2,845.18
PM401	2630	2650	0	2650	0	-36	2641	14	0.018
PM403	2650	2650	0	2650	2	-2	2671	2	0.003
PM405	2613	2613	0	2592	10	-6	2592	48	0.062
PM407	0	0	0	0	0	0	2625	0	0
PM409	2562	2562	0	2540	18	4	2539	174	0.22
PM411	2505	2591	0	2591	2	2	2626	12	0.015
PM501	2423	2575	0	2575	0	0	2574	12	0.015
Subtotal					32			262	0.333
RI401	2215	2215	0	2199	0	-1,230	2200	198	0.087
RI403	2283	2283	0	2283	2	0	2296	2	0.001
RI405	2307	2308	2211	2291	29,714	-1,418	2290	138,058	62.678
RI407	2298	2298	0	2298	4	2	2314	2	0.001
RI409	2434	2447	2360	2420	834	700	2421	1,886	0.904
RI411	2487	2487	0	2466	6	0	2474	4	0.002
RI501	2297	2498	0	2454	22	22	2468	44	0.022
Subtotal					30,582			140,194	63.693
RM401	2718	2735	2662	2726	0	-12,932	2683	9,952	2.688
RM403	2658	2740	2625	2738	3,040	-910	2709	4,470	1.197
RM405	2616	2711	2563	2612	632,176	-308,888	2597	41,005,430	10,737.25
RM407	2573	2664	2526	2585	1,004	-368	2569	3,856	0.995
RM408	2538	2618	2461	2556	582	202	2548	1,322	0.337
RM409	2491	2538	2404	2482	725,520	202,486	2467	8,839,460	2,183.37
RM411	2342	2388	2270	2335	33,800	-1,650	2329	502,982	116.896
RM501	2290	2348	2260	2293	124,306	124,306	2288	841,780	194.384
Subtotal					1,520,428			51,209,252	13,237.11

RS407	4965	5099	0	5014	2	0	5012	16	0.008
RS408	0	0	0	0	0	0	5106	0	0
RS409	4918	4987	0	4821	176	148	4805	1,078	0.522
RS411	4820	5075	0	4789	22	20	4775	134	0.065
Subtotal					200			1,228	0.595
SR401	4780	4860	4532	4600	0	-7,840	4563	8,278	3.938
SR403	4702	4702	0	4417	526	30	4493	264	0.122
SR405	4787	4802	4355	4386	584,624	-32,308	4383	7,811,136	3,541.37
SR407	4830	4830	0	4408	360	96	4404	734	0.335
SR409	4831	4845	4381	4395	327,932	146,884	4398	1,521,954	692.127
SR411	4900	4900	4410	4432	1,120	914	4416	1,696	0.778
SR501	4911	4921	4542	4560	83,246	36,038	4560	196,136	91.727
SR503	4903	4923	0	4559	14	2	4559	256	0.119
SR505	4892	4955	4604	4615	4,386	3,096	4613	11,610	5.475
SR507	4600	4722	0	4649	20	20	4649	38	0.018
Subtotal					1,002,228			9,552,102	4,336.01
TA401	7602	7604	6830	6830	0	-179,602	6856	93,210	33.849
TA402	7392	7392	0	6342	614	540	6596	844	0.301
TA403	7286	7286	0	6826	62	34	6840	220	0.077
TA404	7326	7326	0	6894	52	-4	6870	62	0.022
TA405	7364	7364	6816	6860	406,450	41,202	6862	4,655,348	1,634.41
TA406	7320	7320	0	6882	74	60	6860	692	0.242
TA407	7304	7310	0	6860	68	26	6840	118	0.042
TA408	7190	7190	0	6776	16	-142	6800	160	0.057
TA409	7328	7328	6720	6750	98,164	81,838	6758	552,424	190.632
TA410	7080	7080	0	6828	16	10	6800	36	0.013
TA411	6962	7042	0	7010	0	0	6798	18	0.006
TA412	7104	7104	0	7104	2	0	6788	2	0.001
TA501	6990	7048	6718	6746	716	716	6756	2,006	0.682
Subtotal					506,234			5,305,140	1,860.34
TC401	583	587.6	0	572	0	-700	572	174	0.2
TC402	551	564	0	541.2	52	48	540.6	136	0.149
TC403	551.4	554	0	548	2	0	542	34	0.037
TC404	562	562	0	541.8	0	-10	519.2	32	0.035
TC405	563.2	564.8	535	540	35,394	-21,116	539.6	1,117,976	1,226.42
TC406	554.4	556.6	0	542	12	4	540.4	292	0.322
TC407	556.4	556.4	0	535.2	0	-2	537.4	40	0.044
TC408	552.8	552.8	0	539.6	2	-4	538.2	14	0.015
TC409	563.4	565.4	535.4	541	7,092	-2,948	540.2	49,056	53.844
TC410	546.6	551	0	540	2	-4	543.2	14	0.015
TC411	555.8	555.8	0	548.2	2	2	544.4	8	0.009

TC412	553.6	553.6	0	548.8	6	6	547.8	16	0.018
TC501	552.2	560.2	0	546.6	54	54	546.6	220	0.243
Subtotal					42,618			1,168,012	1,281.35
WH401	2908	2908	2740	2750	0	-22,482	2760	9,642	5.489
WH403	2888	2910	0	2779	0	0	2845	32	0.018
WH405	2847	2861	2805	2841	101,948	-21,702	2843	361,114	204.675
WH407	2783	2787	0	2771	30	6	2762	52	0.029
WH409	2775	2835	2732	2761	16,784	2,084	2766	26,256	14.466
WH411	2712	2788	0	2760	4	0	2760	20	0.011
WH501	2751	2845	2683	2790	1,578	1,578	2790	2,006	1.117
Subtotal					120,344			399,122	225.805
Total					3,948,356			82,534,560	28,837.59

Note: 1. Price: Yuan/Ton ; 2 .Trading volume and month-end open interest in contract ; 3. Turnover :10,000 Yuan ; 4. Trading volume、turnover and Month-end open interest include buying and selling volume; 5. EFPs not included.

V Daily Settlement Price by Contracts

Cotton No. 1									
Date	401	403	405	407	409	411	501	Vol	O. I.
2014-1-2	18950	19145	19380	19055	18845	16990		76156	135298
2014-1-3	18960	19145	19330	19035	18820	16900		31174	133760
2014-1-6	19080	19125	19305	19055	18760	16545		54394	136934
2014-1-7	18980	19110	19405	18935	18645	16450		51712	146500
2014-1-8	19320	19315	19635	19075	18770	16525		117006	148954
2014-1-9	19225	19445	19705	19145	18670	16480		63476	137414
2014-1-10	19395	19560	19760	19200	18705	16490		127996	135490
2014-1-13	19270	19550	19745	19200	18605	16520		74096	144552
2014-1-14	19170	19635	19830	19190	18670	16535		45370	143588
2014-1-15	19170	19560	19820	19300	18670	16575		29610	143100
2014-1-16		19575	19790	19140	18665	16580	16360	34562	144536
2014-1-17		19675	19860	19190	18700	16755	16640	61934	150970
2014-1-20		19645	19825	19155	18710	17010	16825	56034	151882
2014-1-21		19590	19790	19135	18720	17100	16845	50998	153592
2014-1-22		19590	19830	18805	18860	17185	16775	38268	152564
2014-1-23		19590	19785	18805	18760	17075	16705	22874	153412
2014-1-24		19565	19830	18805	18760	16985	16605	31932	157310
2014-1-27		19565	19840	18820	18790	16950	16655	27390	152956
2014-1-28		19565	19710	18820	18705	16820	16510	42600	149234
2014-1-29		19565	19735	18820	18705	16820	16515	10466	144920
2014-1-30		19565	19780	18820	18765	16820	16515	9350	141350

Strong Gluten Wheat									
Date	401	403	405	407	409	411	501	Vol	O. I.
2014-1-2	2869	2848	2829	2781	2753	2747		48516	172044
2014-1-3	2876	2848	2820	2755	2742	2742		33232	170844
2014-1-6	2882	2848	2827	2746	2746	2742		20088	169644
2014-1-7	2855	2854	2839	2760	2764	2742		34810	160458
2014-1-8	2854	2854	2841	2761	2762	2760		18698	159734
2014-1-9	2885	2816	2823	2751	2746	2760		44682	162946
2014-1-10	2848	2808	2821	2751	2746	2760		15788	159986
2014-1-13	2845	2828	2817	2745	2740	2760		14590	160990
2014-1-14	2828	2828	2830	2751	2747	2760		18500	155366
2014-1-15	2760	2828	2828	2752	2744	2760		17046	140824
2014-1-16		2828	2836	2764	2746	2760	2781	10402	139740
2014-1-17		2828	2844	2765	2751	2760	2786	27396	135770
2014-1-20		2828	2848	2765	2757	2760	2791	14296	135234
2014-1-21		2828	2846	2770	2755	2760	2787	7758	134902
2014-1-22		2828	2846	2770	2755	2760	2784	13134	135294
2014-1-23		2828	2847	2760	2759	2760	2784	9788	135776
2014-1-24		2828	2850	2771	2764	2760	2785	10872	135276
2014-1-27		2828	2854	2771	2769	2760	2783	11170	131576
2014-1-28		2828	2847	2768	2774	2760	2792	13990	127020
2014-1-29		2828	2844	2762	2772	2760	2794	7942	123460
2014-1-30		2845	2843	2762	2766	2760	2790	6424	120344

Common Wheat									
Date	401	403	405	407	409	411	501	Vol	O. I.
2014-1-2	2620	2650	2613	2633	2562	2622		8	72
2014-1-3	2620	2650	2596	2616	2533	2592		44	98
2014-1-6	2641	2671	2583	2603	2551	2610		36	80
2014-1-7	2641	2671	2584	2604	2546	2515		24	84
2014-1-8	2641	2671	2587	2607	2526	2526		12	82
2014-1-9	2641	2671	2574	2607	2526	2526		0	82
2014-1-10	2641	2671	2574	2607	2526	2526		0	82
2014-1-13	2641	2671	2573	2606	2526	2525		4	84
2014-1-14	2641	2671	2573	2606	2526	2530		0	84
2014-1-15	2641	2671	2573	2606	2511	2532		34	56
2014-1-16		2671	2596	2629	2526	2532	2532	22	58
2014-1-17		2671	2596	2629	2525	2532	2532	32	50
2014-1-20		2671	2596	2629	2525	2531	2423	8	54
2014-1-21		2671	2596	2629	2517	2591	2480	8	56
2014-1-22		2671	2596	2629	2557	2632	2575	8	50
2014-1-23		2671	2596	2629	2540	2632	2575	0	50
2014-1-24		2671	2596	2629	2540	2632	2575	0	50

2014-1-27		2671	2592	2625	2540	2628	2575	2	48
2014-1-28		2671	2592	2625	2521	2608	2556	2	48
2014-1-29		2671	2592	2625	2529	2616	2564	12	36
2014-1-30		2671	2592	2625	2539	2626	2574	6	32

White Sugar												
Date	401	403	405	407	409	411	501	503	505	507	Vo1	O. I.
2014-1-2	4842	4806	4791	4830	4837	4899	4913	4952	4944		195770	852410
2014-1-3	4835	4786	4766	4806	4816	4864	4899	4903	4921		258046	852556
2014-1-6	4787	4687	4673	4737	4723	4820	4821	4871	4847		731832	933786
2014-1-7	4740	4675	4641	4670	4691	4744	4791	4813	4813		462858	933548
2014-1-8	4672	4666	4578	4636	4623	4700	4726	4764	4750		523214	951470
2014-1-9	4632	4576	4533	4598	4583	4644	4672	4752	4707		711822	974096
2014-1-10	4697	4593	4539	4589	4570	4625	4661	4727	4699		473152	996378
2014-1-13	4691	4635	4553	4594	4577	4643	4667	4661	4704		328810	1024636
2014-1-14	4533	4635	4585	4616	4605	4658	4690	4689	4730		531818	1032924
2014-1-15	4563	4677	4555	4586	4580	4641	4680	4689	4712		412294	1058388
2014-1-16		4607	4488	4513	4512	4570	4633	4663	4669	4712	647232	1115360
2014-1-17		4607	4497	4532	4519	4558	4645	4663	4683	4600	463364	1101838
2014-1-20		4586	4491	4510	4502	4552	4646	4663	4686	4687	698322	1111394
2014-1-21		4586	4490	4514	4509	4553	4646	4663	4684	4687	409900	1146262
2014-1-22		4586	4488	4512	4509	4536	4638	4663	4679	4687	386300	1135148
2014-1-23		4558	4468	4496	4496	4530	4634	4663	4678	4687	320926	1138820
2014-1-24		4577	4479	4508	4501	4540	4650	4676	4695	4687	292204	1146836
2014-1-27		4597	4472	4499	4491	4528	4654	4676	4711	4690	320606	1126314
2014-1-28		4546	4403	4410	4426	4462	4578	4613	4640	4690	776520	1102810
2014-1-29		4493	4414	4442	4431	4446	4585	4579	4641	4691	357644	1038720
2014-1-30		4493	4383	4404	4398	4416	4560	4559	4613	4649	249468	1002228

Rapeseed Oil												
Date	401	403	405	407	409	411	501	Vo1	O. I.			
2014-1-2	6996	7090	7070	7078	7114	7156		205226	332378			
2014-1-3	7016	7030	7000	7058	7040	7134		196934	323744			
2014-1-6	6936	6908	6898	6948	6946	7000		271980	312764			
2014-1-7	6900	6938	6836	6872	6886	6936		233676	316522			
2014-1-8	6900	6876	6840	6854	6936	6936		313596	314666			
2014-1-9	6900	6874	6866	6854	6946	7010		209292	314438			
2014-1-10	6900	6900	6896	6854	6942	7004		194646	319392			
2014-1-13	6900	6900	6870	6854	6936	6994		139994	315658			
2014-1-14	6650	6800	6862	6898	6920	6994		147136	315816			
2014-1-15	6444	6800	6892	6928	6934	6988		172228	312042			
2014-1-16		6800	6888	6924	6926	6958	6956	139180	320982			

2014-1-17		6800	6876	6896	6912	6948	6926	121636	320778
2014-1-20		6800	7062	7098	7026	7032	6990	548834	340492
2014-1-21		6800	7084	7072	7026	7078	6978	249250	354304
2014-1-22		6850	7056	7054	6988	7056	6952	163934	354494
2014-1-23		6900	7082	7072	7012	7056	6988	236224	359670
2014-1-24		6900	7072	7072	7004	7032	6984	140214	359236
2014-1-27		6952	7008	7008	6930	6990	6922	139564	351926
2014-1-28		6830	6932	6924	6834	6860	6826	128996	352072
2014-1-29		6840	6922	6924	6810	6860	6814	65792	344152
2014-1-30		6840	6870	6872	6728	6778	6742	72766	331734

Rapeseed

Date	407	408	409	411	Vol	O. I.
2014-1-2	4980	5015	4943	4918	26	32
2014-1-3	4980	5015	4917	4911	42	34
2014-1-6	4980	5015	4936	5075	122	60
2014-1-7	4980	5015	4932	4918	32	42
2014-1-8	4980	5015	4904	4918	122	30
2014-1-9	4980	5015	4913	4918	30	28
2014-1-10	4964	4999	4829	4878	146	78
2014-1-13	5099	5135	4803	4878	110	82
2014-1-14	5040	5135	4821	4924	74	110
2014-1-15	5012	5106	4805	4924	40	104
2014-1-16	5012	5106	4760	4779	102	98
2014-1-17	5012	5106	4752	4787	42	98
2014-1-20	5012	5106	4808	4790	22	94
2014-1-21	5012	5106	4854	4790	10	96
2014-1-22	5012	5106	4824	4841	108	152
2014-1-23	5012	5106	4824	4989	2	152
2014-1-24	5012	5106	4804	4838	150	214
2014-1-27	5012	5106	4766	4775	10	208
2014-1-28	5012	5106	4793	4775	18	204
2014-1-29	5012	5106	4750	4775	2	202
2014-1-30	5012	5106	4805	4775	18	200

Rapeseed Meal

Date	401	403	405	407	408	409	411	501	Vol	O. I.
2014-1-2	2704	2683	2622	2583	2550	2487	2342		2856108	1719694
2014-1-3	2681	2679	2623	2586	2556	2486	2339		3847208	1749870
2014-1-6	2720	2686	2624	2581	2541	2468	2320		2987348	1813490
2014-1-7	2705	2666	2597	2548	2506	2430	2288		4011146	1792452
2014-1-8	2715	2662	2576	2539	2504	2425	2285		2569658	1748140

2014-1-9	2707	2670	2592	2556	2511	2432	2288		2908622	1718108
2014-1-10	2694	2671	2578	2536	2500	2419	2278		2076034	1699766
2014-1-13	2689	2680	2591	2554	2507	2427	2289		2132538	1722180
2014-1-14	2690	2686	2606	2570	2531	2449	2304		3210540	1801660
2014-1-15	2683	2696	2637	2597	2565	2475	2321		2446578	1835226
2014-1-16		2703	2668	2626	2576	2490	2335	2276	2591914	1895388
2014-1-17		2714	2686	2643	2596	2513	2362	2318	3672510	1985342
2014-1-20		2708	2677	2629	2594	2512	2373	2335	2231572	2000136
2014-1-21		2698	2671	2625	2594	2508	2369	2325	2106158	1930862
2014-1-22		2646	2610	2569	2540	2467	2335	2294	3142226	1822886
2014-1-23		2632	2596	2568	2542	2469	2344	2305	1621384	1842314
2014-1-24		2636	2590	2561	2528	2456	2337	2301	1658182	1795366
2014-1-27		2651	2615	2579	2547	2471	2348	2305	1721824	1760314
2014-1-28		2634	2603	2575	2540	2470	2343	2300	1276910	1712372
2014-1-29		2652	2591	2559	2546	2471	2337	2291	1303090	1597090
2014-1-30		2709	2597	2569	2548	2467	2329	2288	837702	1520428

Early Rice									
Date	401	403	405	407	409	411	501	Vol	O. I.
2014-1-2	2212	2337	2303	2359	2437	2487		3460	32340
2014-1-3	2192	2316	2275	2359	2410	2446		13978	31904
2014-1-6	2192	2316	2276	2360	2397	2446		5774	30210
2014-1-7	2194	2318	2267	2339	2381	2446		4898	29924
2014-1-8	2182	2318	2249	2332	2370	2446		5572	29822
2014-1-9	2188	2324	2246	2328	2372	2434		6440	29206
2014-1-10	2188	2324	2248	2298	2371	2434		3320	29162
2014-1-13	2188	2283	2249	2298	2368	2434		3636	29434
2014-1-14	2200	2296	2256	2298	2375	2441		4232	29470
2014-1-15	2200	2296	2266	2298	2383	2441		10836	29690
2014-1-16		2296	2269	2301	2383	2441	2349	4114	29514
2014-1-17		2296	2258	2301	2377	2441	2385	5802	28286
2014-1-20		2296	2272	2301	2394	2441	2434	3598	28200
2014-1-21		2296	2285	2301	2409	2441	2444	9282	27532
2014-1-22		2296	2284	2305	2404	2436	2459	8008	26348
2014-1-23		2296	2283	2305	2411	2436	2453	2242	26506
2014-1-24		2296	2279	2305	2406	2436	2447	3126	26230
2014-1-27		2296	2267	2305	2402	2436	2447	6080	26808
2014-1-28		2296	2263	2313	2387	2421	2421	22738	31988
2014-1-29		2296	2288	2313	2413	2466	2480	7200	30266
2014-1-30		2296	2290	2314	2421	2474	2468	5858	30582

PTA

Date	401	402	403	404	405	406	407	408	409	410	411	412	501	Vo1	O. I.
2014-1-2	7506	7334	7376	7326	7304	7302	7304	7268	7276	7288	7298	7288		338366	604360
2014-1-3	7436	7258	7286	7260	7240	7218	7230	7184	7194	7180	7180	7180		189036	612290
2014-1-6	7380	7230	7196	7200	7174	7142	7110	7130	7060	7054	7088	7104		288502	617552
2014-1-7	7282	7170	7158	7110	7100	7072	7008	6980	6964	6988	6988	6990		254874	634988
2014-1-8	7182	7112	7148	7132	7102	7074	7046	6980	6982	6988	6990	6990		178594	612174
2014-1-9	7132	7110	7148	7132	7100	7066	7046	6980	6968	6988	6990	6990		268380	592710
2014-1-10	7030	7044	7106	7102	7066	7032	6996	6986	6980	6988	6990	6990		340152	578070
2014-1-13	6972	6982	7068	7066	7072	7052	6998	6986	7010	6988	6990	7020		200038	579522
2014-1-14	6920	6946	7002	7026	6970	6948	6998	6986	6918	6908	6990	7010		530480	600714
2014-1-15	6856	6902	7002	6988	6978	6968	6982	6956	6940	6908	6970	7032		191174	482028
2014-1-16		6902	7006	7008	7020	7010	7002	6972	6984	6962	6970	7022	6990	212598	469706
2014-1-17		6902	7006	7008	6998	7014	7002	6972	6956	6962	6970	6994	6942	177900	474672
2014-1-20		6862	7006	7008	7006	7006	7006	6974	6978	6962	6970	7016	6944	163560	480732
2014-1-21		6830	6928	6928	6932	6904	6982	6936	6866	6860	6874	6872	6846	460194	561030
2014-1-22		6816	6872	6896	6884	6856	6848	6828	6810	6808	6818	6816	6784	347680	561496
2014-1-23		6816	6872	6896	6900	6886	6870	6828	6814	6808	6818	6816	6796	218698	551214
2014-1-24		6882	6922	6940	6944	6902	6872	6840	6822	6828	6818	6816	6784	260128	539454
2014-1-27		6806	6842	6936	6904	6902	6880	6840	6816	6828	6818	6810	6778	188810	530432
2014-1-28		6806	6840	6914	6896	6860	6860	6840	6812	6828	6818	6810	6778	151652	522556
2014-1-29		6748	6840	6870	6896	6880	6860	6840	6800	6828	6818	6798	6788	147760	508738
2014-1-30		6596	6840	6870	6862	6860	6840	6800	6758	6800	6798	6788	6756	196564	506234

Methanol															
Date	401	402	403	404	404	405	406	407	408	409	410	411	501	Vo1	O. I.
2014-1-2	2979	3018	3004	2932	2934	2934	2918	2939	2934	2895	2891	2954		136712	43612
2014-1-3	2867	2954	2891	2885	2885	2914	2869	2890	2895	2857	2853	2915		97968	41526
2014-1-6	2752	2954	2900	2885	2896	2914	2880	2901	2898	2860	2856	2911		91656	44306
2014-1-7	2863	2932	2878	2901	2881	2912	2865	2898	2887	2849	2845	2900		53902	44366
2014-1-8	2798	2932	2813	2901	2885	2912	2869	2881	2890	2852	2848	2903		51698	46178
2014-1-9	2800	2932	2815	2901	2906	2904	2869	2881	2907	2869	2865	2920		73678	44278
2014-1-10	2771	2896	2881	2969	2906	2891	2869	2892	2914	2874	2872	2911		83790	45046
2014-1-13	2882	2896	2881	2930	2936	2895	2873	2902	2948	2908	2906	2941		84938	43242
2014-1-14	3055	3012	2997	2931	2947	2930	2908	2959	2989	2948	2946	2982		69924	40712
2014-1-15	3055	3012	2997	2931	2966	2950	2928	2969	3019	2978	2976	3012		72058	38622
2014-1-16		2950	2935	2995	2965	2949	2927	2969	3022	2981	2979	3015	3049	42336	37748
2014-1-17		2950	2935	2930	2907	2913	2891	2969	2962	2922	2920	2955	2999	101056	34174
2014-1-20		2950	2935	2950	2921	2918	2896	2969	2978	2938	2936	2971	3015	47030	34494
2014-1-21		2950	2935	2931	2929	2929	2907	2969	2977	2937	2935	2970	3015	55182	34900
2014-1-22		2950	2930	2954	2939	2929	2917	2953	2985	2945	2935	2978	3022	46608	33072
2014-1-23		2950	2930	2954	2922	2929	2900	2953	2960	2920	2910	2953	2997	40320	29256
2014-1-24		2950	2930	2954	2937	2938	2915	2953	2981	2941	2931	2974	2999	32398	28692

2014-1-27		2950	2930	2954	2953	2938	2915	2953	2996	2941	2931	2989	2999	34806	28166
2014-1-28		2950	2930	2954	2926	2936	2888	2953	2985	2930	2920	2978	3006	28846	26550
2014-1-29		2950	2930	2946	2928	2936	2890	2958	2996	2941	2931	2989	3023	24376	24382
2014-1-30		2950	2930	2946	2933	2941	2895	2963	2994	2939	2929	2987	3023	10722	23414

Flat Glass															
Date	401	402	403	404	405	406	407	408	409	410	411	412	501	Vol	O. I.
2014-1-2	1264	1300	1297	1303	1285	1367	1371	1383	1380	1379	1385	1391		497566	331144
2014-1-3	1265	1294	1297	1291	1279	1357	1368	1373	1370	1379	1383	1391		275054	307984
2014-1-6	1250	1282	1279	1283	1268	1351	1357	1369	1359	1348	1359	1366		401548	357758
2014-1-7	1249	1248	1265	1249	1237	1313	1337	1321	1323	1324	1334	1366		528402	336312
2014-1-8	1229	1248	1245	1244	1233	1306	1330	1325	1320	1307	1329	1307		331004	332162
2014-1-9	1231	1241	1238	1258	1242	1322	1346	1333	1324	1322	1329	1353		429690	302188
2014-1-10	1228	1241	1235	1256	1244	1319	1336	1333	1323	1322	1329	1350		273246	286824
2014-1-13	1237	1228	1222	1258	1250	1323	1336	1333	1330	1322	1329	1357		200520	285304
2014-1-14	1255	1213	1207	1254	1248	1324	1325	1346	1331	1330	1331	1330		206376	274586
2014-1-15	1255	1260	1254	1273	1257	1331	1332	1350	1339	1335	1334	1338		143490	274252
2014-1-16		1260	1254	1266	1259	1332	1332	1350	1343	1342	1334	1339	1349	226660	280686
2014-1-17		1257	1220	1261	1245	1324	1324	1335	1329	1339	1334	1344	1334	295016	266688
2014-1-20		1228	1248	1258	1252	1325	1324	1339	1333	1335	1334	1344	1344	270200	272114
2014-1-21		1231	1244	1241	1232	1306	1306	1335	1310	1292	1291	1332	1324	424718	324772
2014-1-22		1214	1236	1224	1227	1282	1282	1319	1304	1295	1305	1332	1311	519006	295640
2014-1-23		1214	1244	1238	1249	1316	1318	1326	1328	1326	1324	1336	1337	787276	301930
2014-1-24		1230	1265	1266	1263	1325	1346	1350	1344	1350	1354	1344	1349	516796	277944
2014-1-27		1274	1278	1262	1274	1346	1352	1368	1354	1356	1359	1352	1360	611750	277474
2014-1-28		1270	1300	1273	1275	1316	1352	1364	1355	1356	1359	1352	1361	504082	263374
2014-1-29		1254	1292	1286	1284	1354	1362	1379	1361	1366	1367	1368	1383	553316	250606
2014-1-30		1254	1292	1289	1294	1359	1372	1384	1373	1379	1377	1368	1380	329532	226252

Thermal Coal															
Date	401	402	403	404	405	406	407	408	409	410	411	412	501	Vol	O. I.
2014-1-2	583	571	569.4	561.8	563.2	563.8	566.2	561	564	566.4	571	568.8		39748	69332
2014-1-3	587	565.8	564.6	558.6	559	558.2	554.8	556.2	555.4	555.4	560.6	560.2		72556	68230
2014-1-6	587	551	559.8	553.2	553.2	554.6	555	551.4	550.2	549	555.4	555		66786	70882
2014-1-7	575.2	553.4	551.6	553.2	552	552.2	552.8	550.6	548.2	546.6	555.8	550.6		80122	69614
2014-1-8	572	552.6	554	552.6	552	550.6	552.8	550.6	549.2	546.6	553.2	550.6		43674	68300
2014-1-9		548.4	550.4	550.6	550	550	552.8	549.8	548.2	546.6	551	550.6	550.6	95254	70756
2014-1-10		540.6	550.8	546.4	548.4	548.4	547.4	549.8	547.2	549.2	546	550.6	554.2	82400	68190
2014-1-13		540.6	550.8	547.8	552	548.4	553	549.8	551.8	549.2	546	550.6	558.6	49736	65570
2014-1-14		544	551.2	550.2	551.8	551	553	549.8	551	550.2	550.4	552	556	53864	63496

2014-1-15		544	552.8	551.8	552.6	552.8	553	549.8	552.4	550.8	551	552	555.2	32702	59034
2014-1-16		550	552.8	551.8	553	552.8	553	551.8	554.2	550.8	551.4	553	557.6	30188	56504
2014-1-17		550	552.8	551.8	552.4	552.8	553	551.8	552	551.6	551.4	553	556.6	43668	58968
2014-1-20		545.6	550.8	550.2	549.6	553	553	548.2	549.8	548.6	551.2	550	553.4	80492	60760
2014-1-21		545.6	545.4	545.4	545.2	544.6	545	543.8	544.6	546.4	546.4	544.8	549.6	62306	59632
2014-1-22		545.6	541.6	543.6	543.2	543.8	545	541.8	543.2	544.6	546.4	546.2	547.8	60376	59314
2014-1-23		545.6	541.6	536.6	538.2	536.6	544.8	539.6	539	542.8	544.8	547	543.8	102778	58134
2014-1-24		545	542.6	542.6	541.8	542.2	544.8	540.2	541.8	542.8	544.8	548.8	546.6	59686	55486
2014-1-27		545	541.8	542.2	540.4	542	544.6	540.2	540.6	542.8	543.4	547.6	546.4	36368	51528
2014-1-28		545	538.8	538.8	538	540.4	537.4	538.2	538.6	541.4	542.8	546.2	544.8	36204	49008
2014-1-29		562.6	542	540.4	538	540.4	537.4	538.2	538.4	541.4	542.6	546	544.6	25370	44828
2014-1-30		540.6	542	519.2	539.6	540.4	537.4	538.2	540.2	543.2	544.4	547.8	546.6	13734	42618

Japonic Rice								
Date	403	405	407	409	411	501	Vol	O. I.
2014-1-2	3143	3073	3050	3060	3016		224	3134
2014-1-3	3180	3072	3049	3060	2997		464	3128
2014-1-6	3180	3071	3049	3063	2997		234	3024
2014-1-7	3215	3079	3049	3066	2997		226	3008
2014-1-8	3166	3102	3060	3076	3043		254	2990
2014-1-9	3166	3102	3060	3076	3006		190	2988
2014-1-10	3166	3105	3060	3076	3006		90	3002
2014-1-13	3166	3108	3094	3076	3006		136	3012
2014-1-14	3166	3112	3094	3076	3006		212	3006
2014-1-15	3166	3101	3094	3064	3006		222	2978
2014-1-16	3166	3113	3094	3069	3006	3018	170	3018
2014-1-17	3166	3117	3094	3069	3006	3022	206	3002
2014-1-20	3166	3116	3094	3070	3006	3023	122	2978
2014-1-21	3122	3113	3094	3088	3006	3041	196	2978
2014-1-22	3199	3117	3094	3101	3006	3054	310	2980
2014-1-23	3199	3135	3148	3101	3006	3107	402	3078
2014-1-24	3193	3109	3101	3075	3006	3107	682	3076
2014-1-27	3193	3094	3086	3075	3010	3107	280	3038
2014-1-28	3193	3075	3067	3061	3011	3107	618	3028
2014-1-29	3193	3064	3056	3056	2928	3021	130	2974
2014-1-30	3193	3069	3061	3075	3025	3121	132	2940

Note: 1. Price: Yuan/Ton ; 2 .Trading volume and month-end open interest in contract ; 3. Trading volume and Month-end open interest include buying and selling volume; 4. EFPs included.

VI Announcements

ZCE's Announcement on Temporary Suspension of Delivery Business at Taibo Changjiang Glass Company Limited

(2014)NO.1

Taibo Changjiang Glass Company Limited is unable to conduct glass delivery business due to its own reasons. Upon prudent consideration, glass delivery business is suspended as of date hereby.

2014年1月3日

3 January 2014

ZCE's Announcement on Appointment of Rapeseed Meal Delivery Factory Warehouses

(2014)NO.2

郑州商品交易所已以郑商函13号-15号批准大海粮油工业（防城港）有限公司
By NO.13~NO.15 ZCE's Letters, Dahai Grains and Oil Industry
(Fangchenggang) Company Limited, Fuzhou Jijia Oil Company Limited,
Chinatex Corporation (Fujian) Company Limited are approved as Appointed
Delivery Factory Warehouses for Rapeseed Meal.

Profiles of these warehouses are as follows:

1. Dahai Grains and Oil Industry (Fangchenggang) Company Limited (1016)
Address: NO.1, Chuhai Street, Port District of Fangchenggang, Guangxi
Postcode: 538001
Contract: Pan Yiguo
Phone: 0770-6130724 13877088327
Fax. 0770-2800717
Railway Station: Fangchenggang
Wharf: Wharf of Fangchenggang Port Administration Group Company
Price Correction Per Ton against Futures Contract: -100 Yuan

2. Fuzhou Jijia Oil Company Limited (1017)

Address: Yuanhong Investment Zone, Fuzhou, Fujian

Postcode: 350314

Contract: Xu Donghang

Phone: 0591-85589778 15959045869

Fax. 0591-85582200

Railway Station: East Station of Fuzhou

Wharf: Yuanhong Company

Price Correction Per Ton against Futures Contract: 0 Yuan

3. Chinatex Corporation (Fujian) Company Limited

Address: NO. 129, Zhaoshang Street, Municipal Merchant Bureau Zhangzhou,
Fujian

Postcode: 363105

Contract: Wang Dagang

Phone: 0596-6856582 13516334599

Fax. 0596-6856581

Railway Station: Hai Cang

Wharf: Zhangzhou Port Merchant Bureau Wharf Company

Price Correction Per Ton against Futures Contract: 0 Yuan

The above units may conduct rapeseed meal delivery business as of 1 March
2014.

15 January 2014



郑州商品交易所

Zhengzhou Commodity Exchange

地址：郑州市未来路69号

网址：<http://www.cceex.com.cn>