



Zhengzhou
Commodity Exchange

*MONTHLY
REPORT*

3

Contents

I	Market Summary.....	2
II	Price Charts of All Products.....	4
III	Trading Volume, Turnover, Open Interest and Physical Delivery	10
IV	List of Quotations.....	13
V	Daily Settlement Price by Contracts	16
VI	Announcements.....	23

I Market Summary

Strong Gluten Wheat Futures oscillated down. The dominant contract WH1405 fluctuated within 66 Yuan/ton between 2765 and 2831 Yuan/ton, and closed down 30 Yuan/ton or 1.07% at 2782 Yuan/ton from the price of the last month-end.

Cotton Futures oscillated down. The dominant contract CF1501 fluctuated within 690 Yuan/ton between 15700 and 16390 Yuan/ton, and closed down 335 Yuan/ton or 2.05% at 15970 Yuan/ton from the price of the last month-end.

White Sugar Futures fell after early rally and recovered from the bottom in the end. The dominant contract SR1409 fluctuated within 318 Yuan/ton between 4598 and 4916 Yuan/ton, and closed up 169 Yuan/ton or 3.61% at 4849 Yuan/ton from the price of the last month-end.

PTA Futures rallied up after early losses and picked up in oscillation. The dominant contract TA1409 fluctuated within 534 Yuan/ton between 6132 and 6666 Yuan/ton, and closed up 154 Yuan/ton or 2.39% at 6586 Yuan/ton from the price of the last month-end.

Rapeseed Futures oscillated up. The dominant contract RS1409 fluctuated within 340 Yuan/ton between 4720 and 5060 Yuan/ton, and closed up 123 Yuan/ton or 2.54% at 4958 Yuan/ton from the price of the last month-end.

Rapeseed Oil Futures oscillated in a certain range. The dominant contract OI1409 fluctuated within 604 Yuan/ton between 6866 and 7470 Yuan/ton, and closed down 34 Yuan/ton or 0.48% at 7030 Yuan/ton from the price of the last month-end.

Rapeseed Meal Futures oscillated in a certain range with an upward trend. The dominant contract RM1409 fluctuated within 144 Yuan/ton between 2466 and 2610 Yuan/ton, and closed up 56 Yuan/ton or 2.22% at 2575 Yuan/ton from the price of the last month-end.

Early Long-grain Non-glutinous Rice Futures oscillated down. The dominant contract RI1405 fluctuated within 112 Yuan/ton between 2245 and 2357 Yuan/ton, and closed down 62 Yuan/ton or 2.65% at 2274 Yuan/ton from the price of the last month-end.

Methanol Futures regained early losses and picked up from bottom. The dominant contract ME1405 fluctuated within 265 Yuan/ton between 2535 and

2800 Yuan/ton, and closed down 46 Yuan/ton or 1.67% at 2711 Yuan/ton from the price of the last month-end.

Glass Futures oscillated down. The dominant contract FG1409 fluctuated within 105 Yuan/ton between 1231 and 1336 Yuan/ton, and closed down 64 Yuan/ton or 4.83% at 1262 Yuan/ton from the price of the last month-end.

Thermal Coal Futures regained early losses with a bounce up from bottom. The dominant contract TC1409 fluctuated within 38.6 Yuan/ton between 496.8 and 535.4 Yuan/ton, and closed down 13.6 Yuan/ton or 2.51% at 527.8 Yuan/ton from the price of the last month-end.

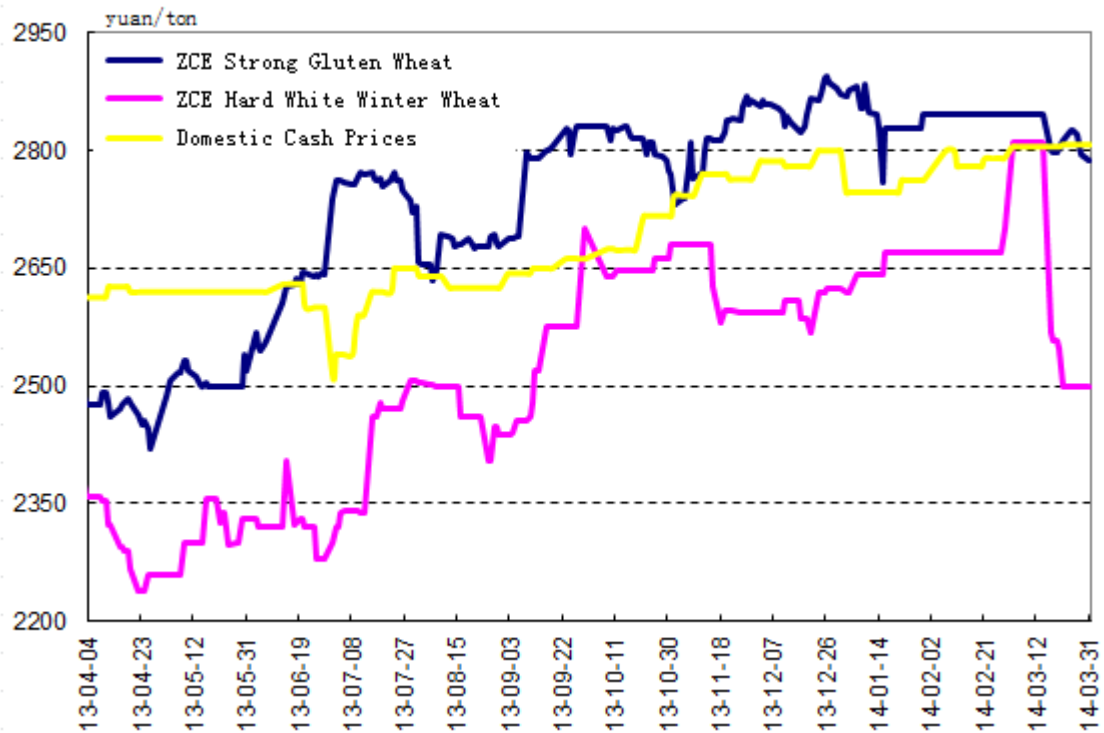
Japonica Rice Futures oscillated up. The dominant contract JR1405 fluctuated within 103 Yuan/ton between 3085 and 3188 Yuan/ton, and closed up 37 Yuan/ton or 1.19% at 3141 Yuan/ton from the price of the last month-end.

The total trading volume of ZCE in this month was 44,184,321 contracts, including 189 contracts of Common Wheat, 136,297 contracts of Strong Gluten Wheat, 524,910 contracts of Cotton, 9,142,461 contracts of White Sugar, 7,551,938 contracts of PTA, 1,033 contracts of Rapeseed, 2,192,329 contracts of Rapeseed Oil, 18,234,422 contracts of Rapeseed Meal, 56,300 contracts of Early Long-grain Non-glutinous Rice, 722,939 contracts of Methanol, 4,951,546 contracts of Glass Futures, 668,017 contracts of Thermal Coal Futures and 1,940 contracts of Japonica Rice. The month-end open interest was 2,048,564 contracts in total, including 41 contracts of Common Wheat, 47,121 contracts of Strong Gluten Wheat, 91,359 contracts of Cotton, 461,909 contracts of White Sugar, 435,355 contracts of PTA, 160 contracts of Rapeseed, 171,156 contracts of Rapeseed Oil, 632,534 contracts of Rapeseed Meal, 7,046 contracts of Early Long-grain Non-glutinous Rice, 16,368 contracts of Methanol, 166,645 contracts of Glass, 16,796 contracts of Thermal Coal and 2,074 contracts of Japonica Rice.

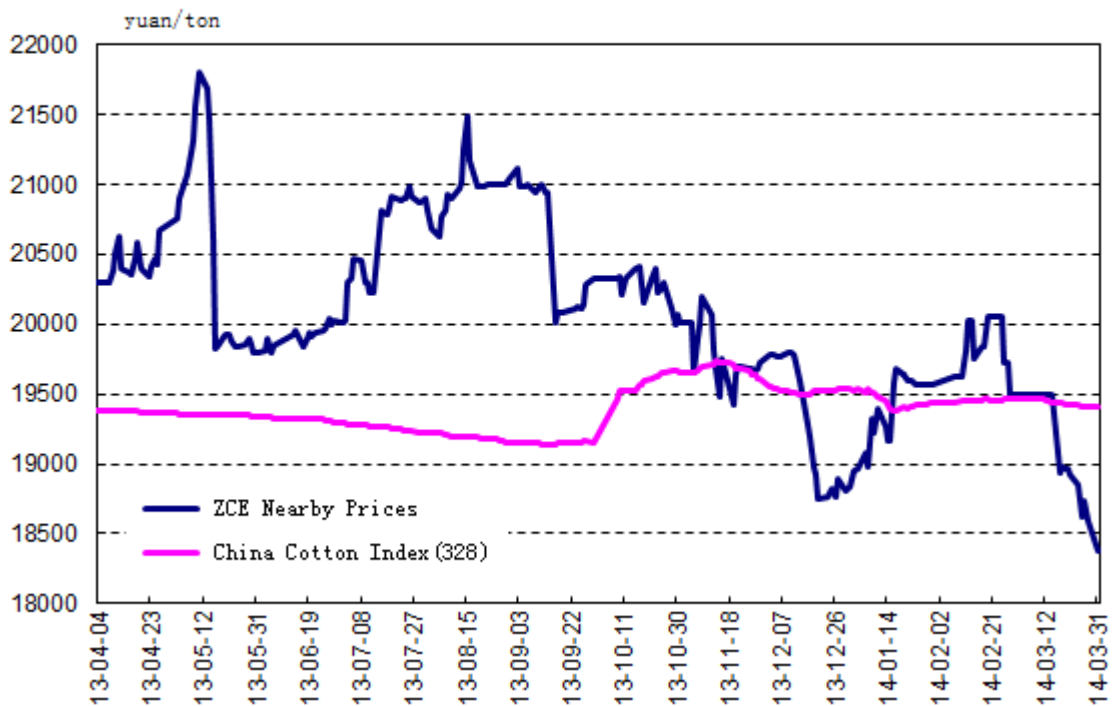
(Note: the trading volume and open interest are counted unilaterally)

II Price Charts of All Products

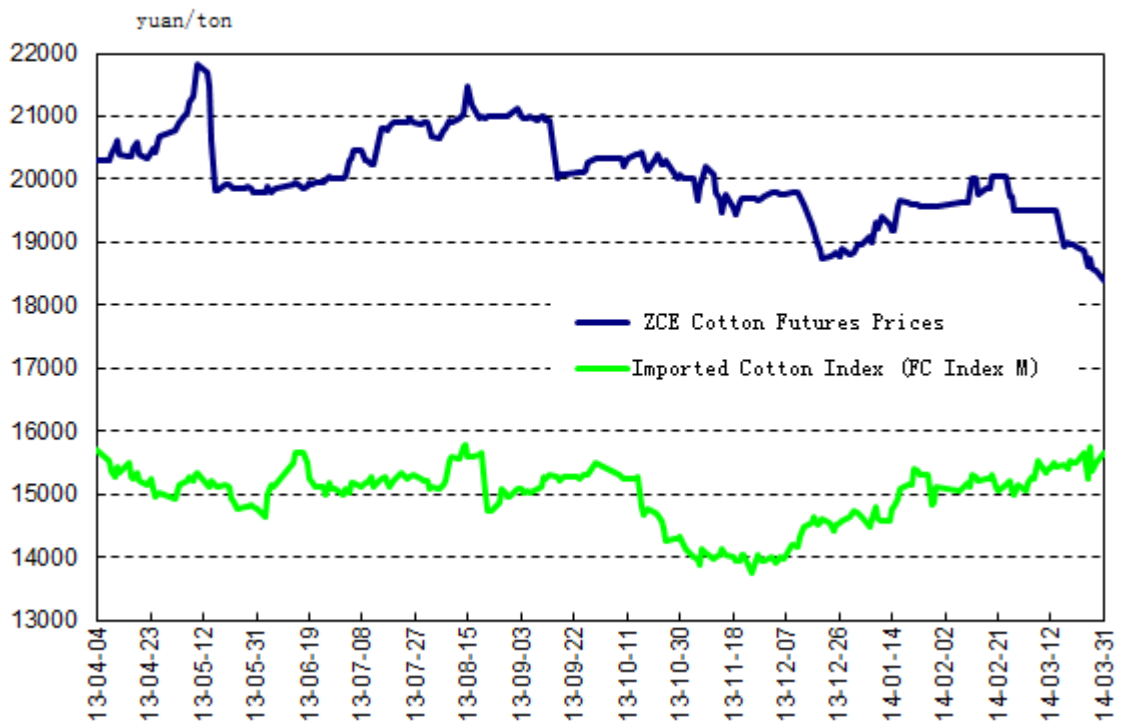
ZCE Wheat Futures Prices vs Domestic Cash Prices Chart



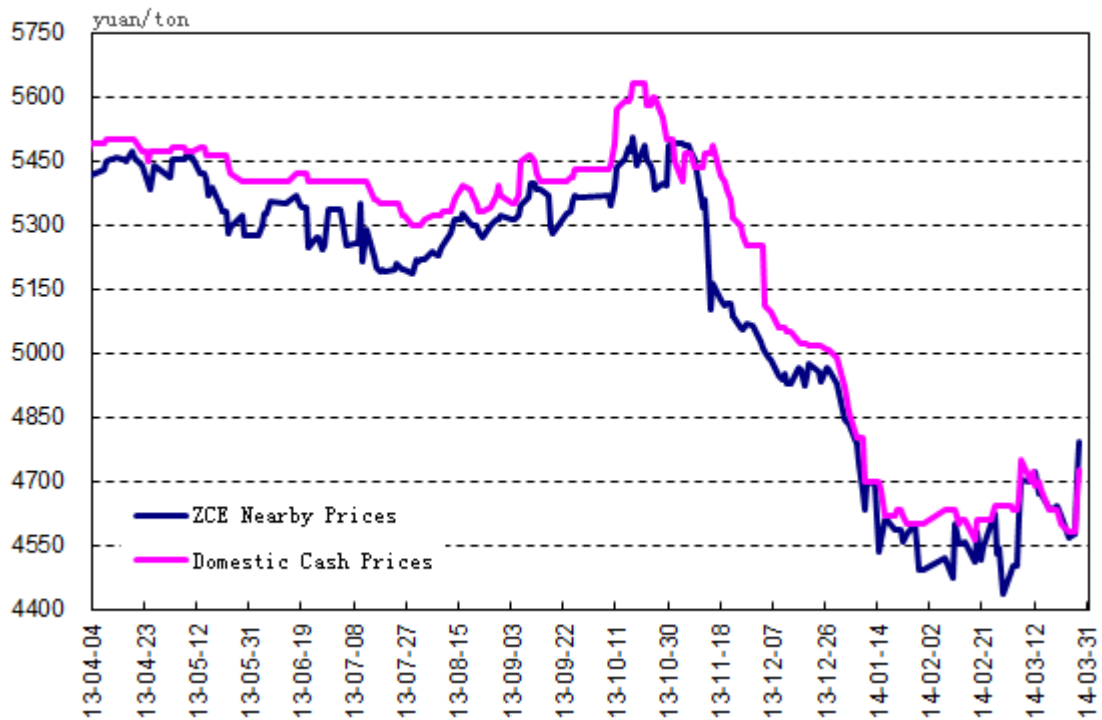
ZCE Cotton Futures vs China Cotton Index Chart



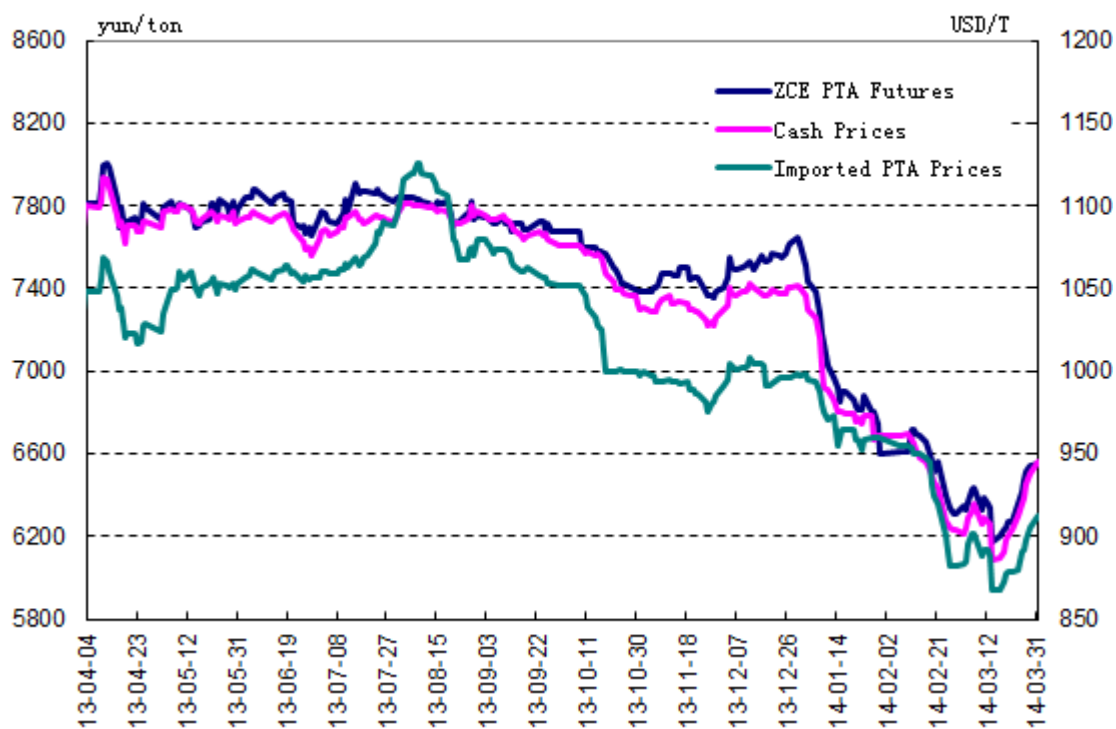
ZCE Cotton Futures Prices vs Imported Cotton Prices



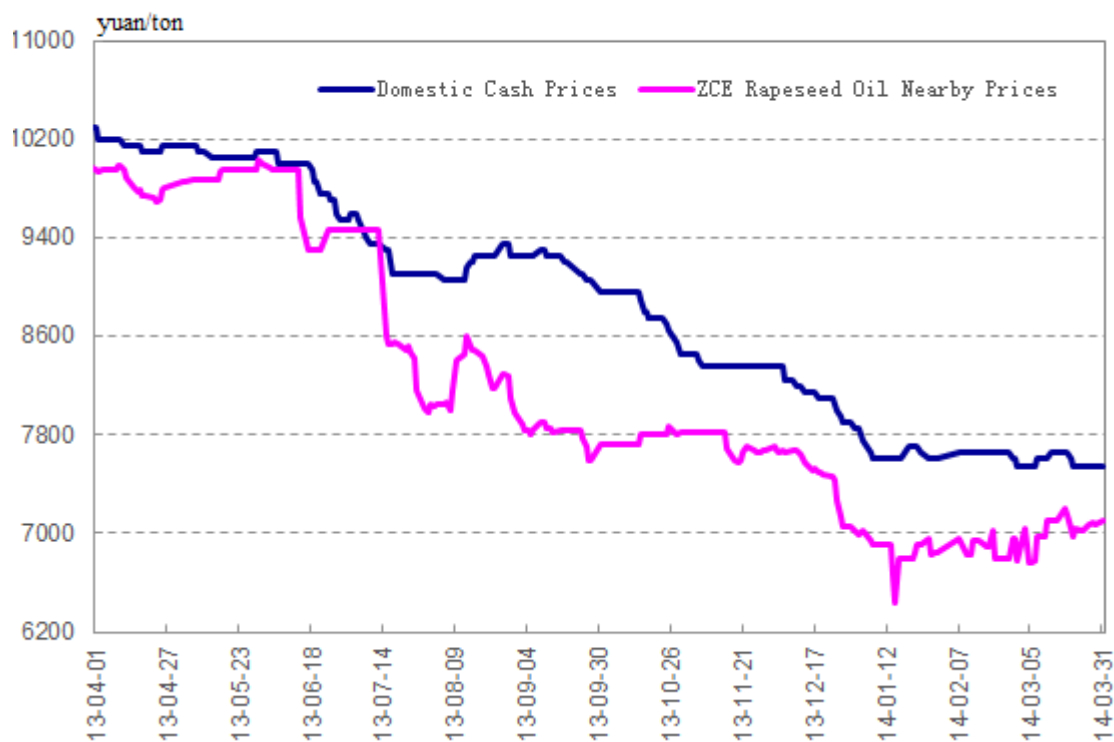
ZCE Sugar Futures Prices vs Domestic Cash Prices Chart



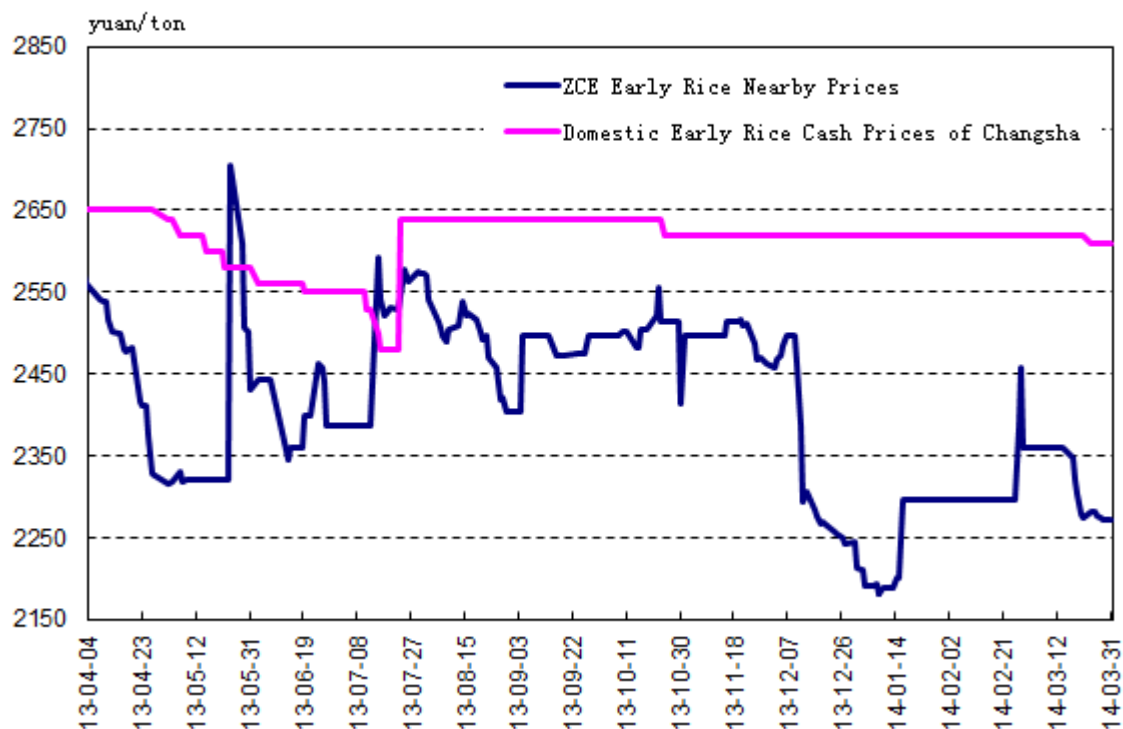
ZCE PTA Futures vs PTA Cash Prices Chart



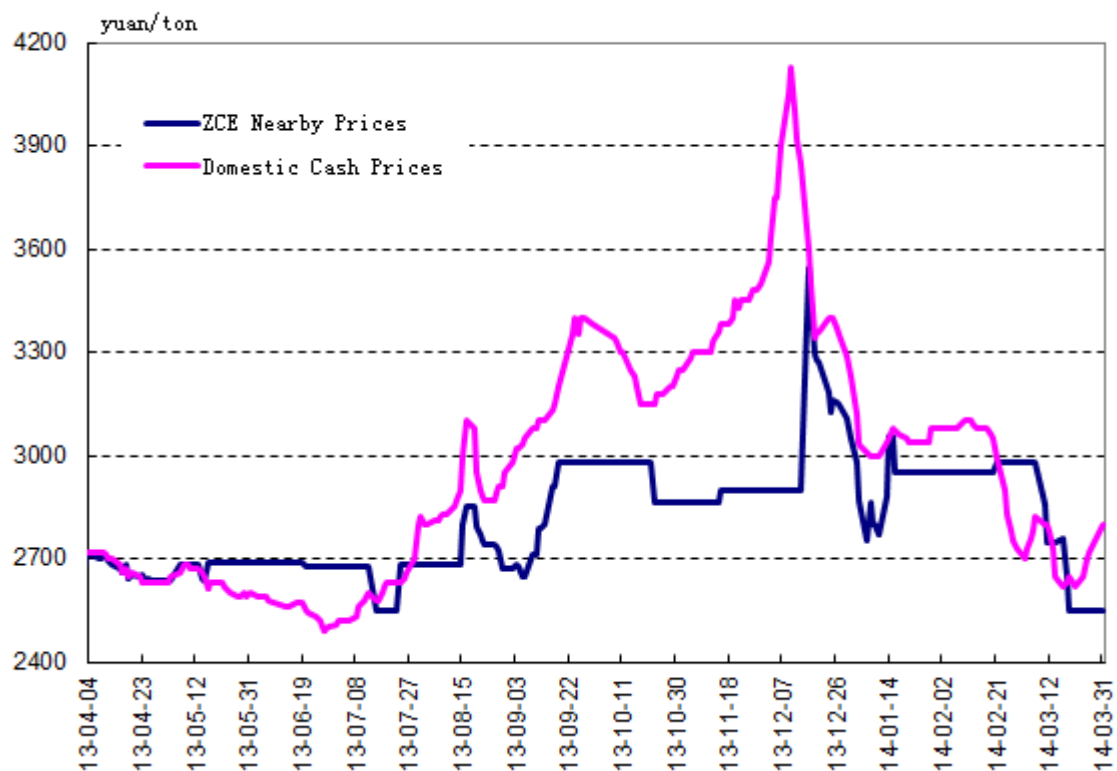
ZCE Rapeseed Oil Futures Prices vs Domestic Cash Prices Chart



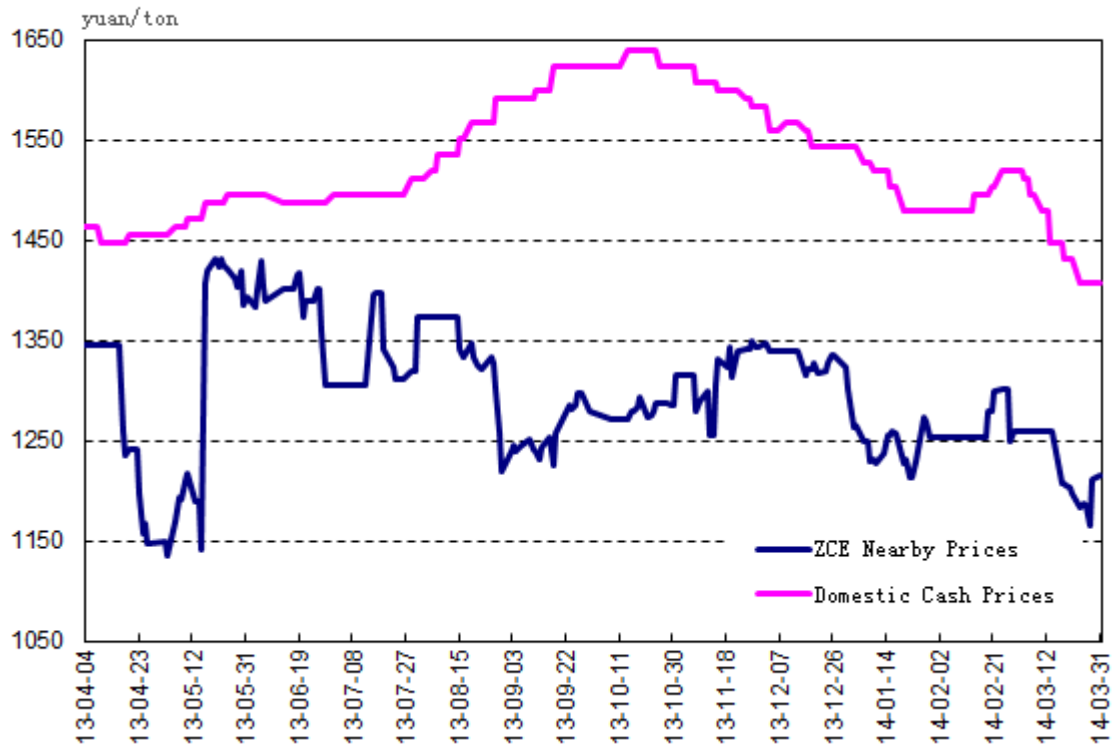
ZCE Early Rice Futures Prices vs Domestic Cash Prices Chart



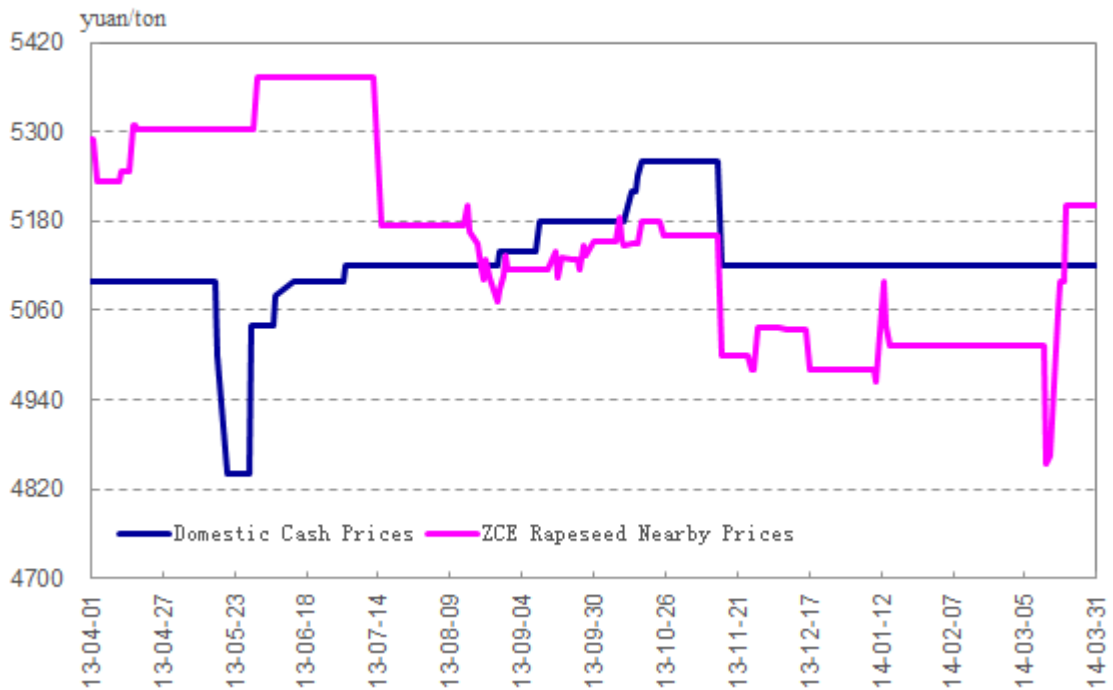
ZCE Methanol Futures Prices vs Domestic Cash Prices Chart



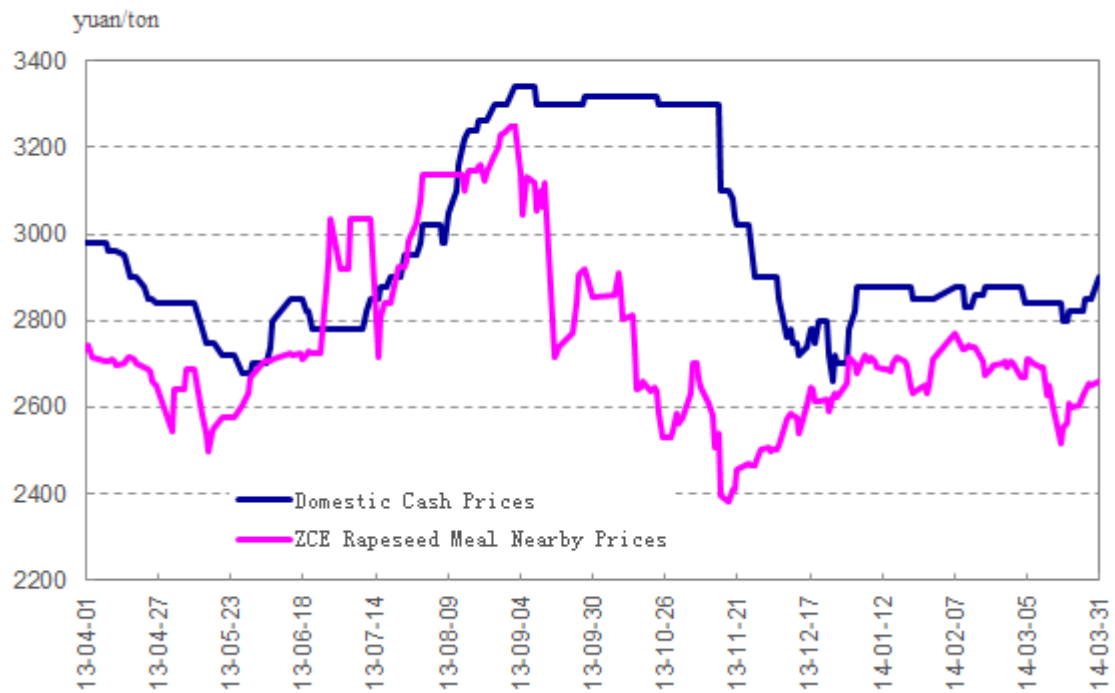
ZCE Glass Futures Prices vs Domestic Cash Prices Chart



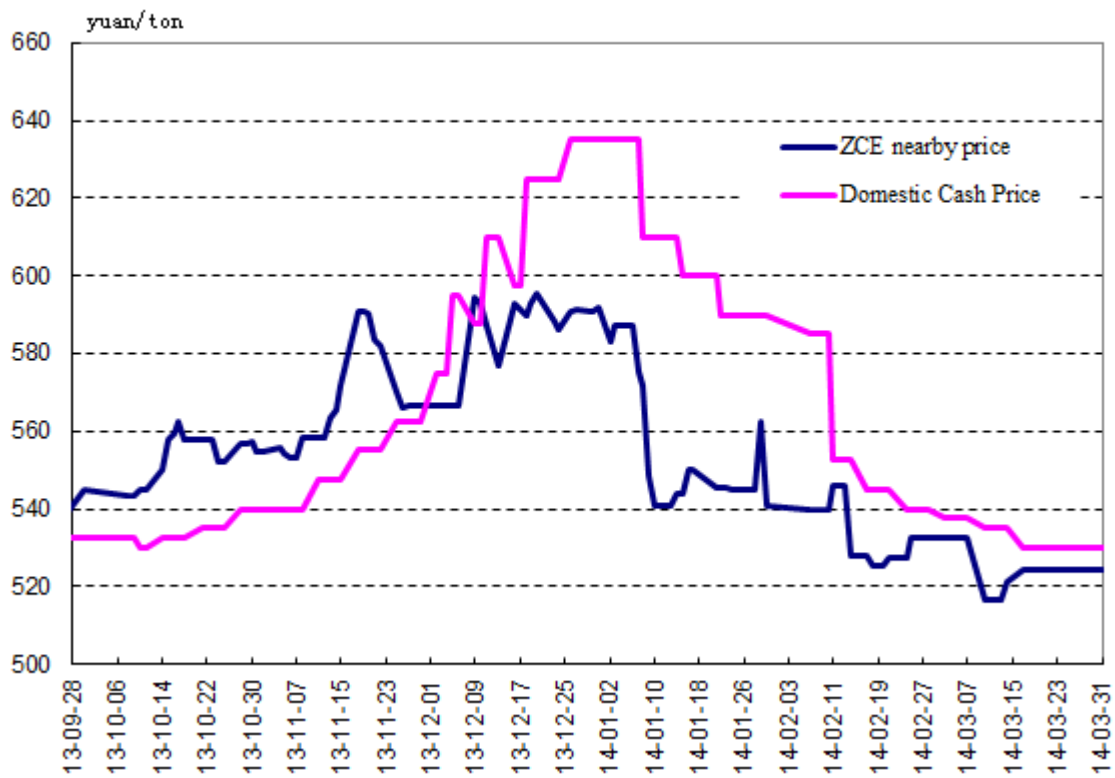
ZCE Rapeseed Futures Prices vs Domestic Cash Prices Chart



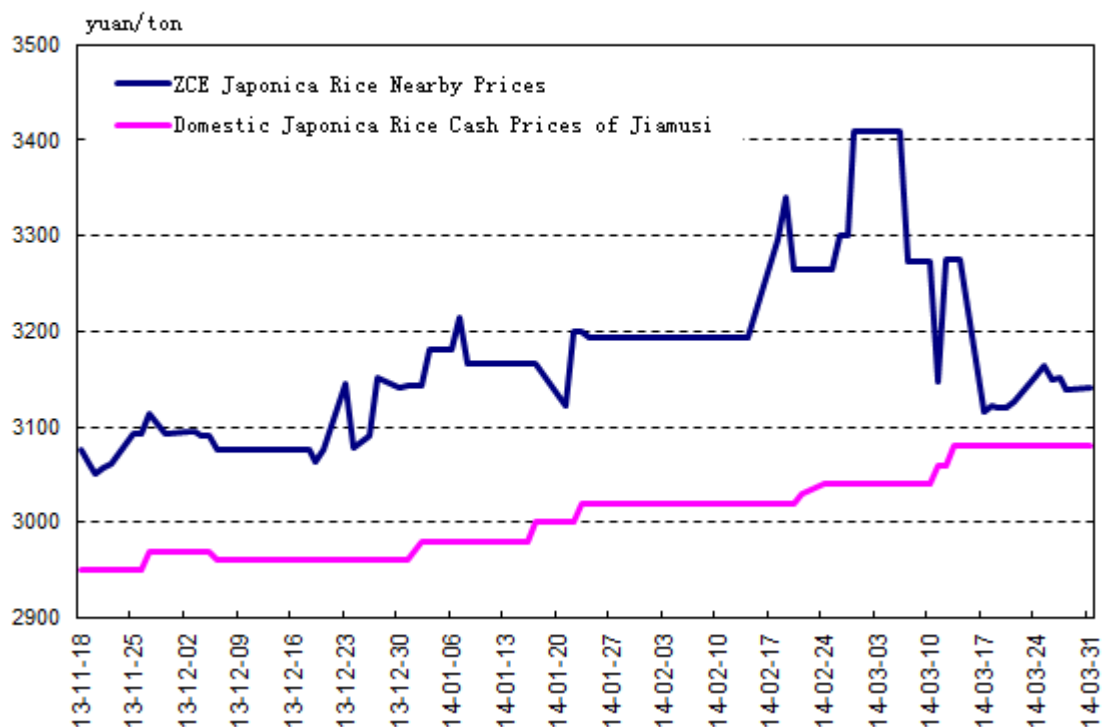
ZCE Rapeseed Meal Futures Prices vs Domestic Cash Prices Chart



ZCE Thremal coal Futures vs Domestic Cash Prices Chart



ZCE Japonica Rice Futures Prices vs Domestic Cash Prices Chart



III Trading Volume, Turnover, Open Interest and Physical Delivery

Trading Volume

	Mar-14	Mar -13	Change%	Jan'- Mar' 2014	Jan'-Mar' 2013	Change%
Cotton No.1 (CF)	1,049,820	2,887,762	-63.65%	2,740,632	8,773,322	-68.76%
Early Rice (ER)		107,274	-100.00%	0	676,292	-100.00%
Flat Glass (FG)	9,903,092	45,069,998	-78.03%	25,860,798	133,514,406	-80.63%
Japonica Rice (JR)	3,880		-	14,208	0	-
Methanol (ME)	1,445,878	150,738	859.20%	4,015,742	1,146,750	250.18%
Rapeseed Oil (OI)	4,384,658	134,440	3,161.42%	10,753,850	232,556	4,524.20%
Common Wheat (PM)	378	410	-7.80%	1,370	1,042	31.48%
Early Rice (RI)	112,600	40,530	177.82%	438,584	53,916	713.46%
Rapeseed Meal (RM)	36,468,844	20,647,018	76.63%	118,013,374	56,978,470	107.12%
Rapeseed Oil (RO)		218,490	-100.00%	0	1,658,154	-100.00%
Rapeseed (RS)	2,066	197,690	-98.95%	3,598	2,184,520	-99.84%
Sugar (SR)	18,284,922	16,340,230	11.90%	39,174,576	43,885,802	-10.74%
PTA	15,103,876	22,496,248	-32.86%	27,535,278	46,138,102	-40.32%
Thermal Coal (TC)	1,336,034		-	3,416,724	0	-
Strong Gluten Wheat (WH)	272,594	119,710	127.71%	872,618	206,322	322.94%

Strong Gluten Wheat (WS)		350,482	-100.00%	0	1,984,898	-100.00%
Hard White Wheat (WT)			-	0	0	-
Total	88,368,642	108,761,020	-18.75%	232,841,352	297,434,552	-21.72%

Note: 1. Unit: Trading volume in contract; 2. Trading volume includes buying and selling volume; 3. Contract size: 10 tons(WT & ER & SR & RS & RM), 5 tons(CF & TA & RO), 50tons(ME & PM), 20 tons (RI & WH & FG&JR); 4. EFPs included.

Turnover

	Mar -14	Mar -13	Change%	Jan'- Mar' 2014	Jan'-Mar' 2013	Change%
Cotton No.1 (CF)	9,297,064	29,166,523	-68.12%	25,374,036	87,814,029	-71.10%
Early Rice (ER)		281,921	-100.00%	0	1,819,014	-100.00%
Flat Glass (FG)	24,726,233	133,456,316	-81.47%	65,510,606	403,944,989	-83.78%
Japonic Rice (JR)	24,205		-	88,179	0	-
Methanol (ME)	19,395,132	2,158,336	798.62%	57,237,798	16,681,543	243.12%
Rapeseed Oil (OI)	31,345,823	1,309,537	2,293.66%	75,801,123	2,276,018	3,230.43%
Common Wheat (PM)	4,820	4,973	-3.08%	17,539	12,702	38.08%
Early Rice (RI)	523,654	223,542	134.25%	2,029,575	298,296	580.39%
Rapeseed Meal (RM)	92,913,492	50,736,488	83.13%	303,582,056	142,284,654	113.36%
Rapeseed Oil (RO)		1,075,909	-100.00%	0	8,232,346	-100.00%
Rapeseed (RS)	10,195	1,047,365	-99.03%	17,616	11,832,898	-99.85%
Sugar (SR)	87,591,706	88,798,204	-1.36%	183,553,569	239,478,110	-23.35%
PTA	48,433,538	90,423,920	-46.44%	90,763,774	192,006,895	-52.73%
Thermal Coal (TC)	13,697,651		-	36,205,247	0	-
Strong Gluten Wheat (WH)	1,516,811	617,139	145.78%	4,904,625	1,071,537	357.72%
Strong Gluten Wheat (WS)		873,057	-100.00%	0	5,052,963	-100.00%
Hard White Wheat (WT)			-	0	0	-
Total	329,480,324	400,173,230	-17.67%	845,085,743	1,112,805,994	-24.06%

Note: 1. Turnover in 10,000 Yuan; 2. Turnover includes buying and selling volume; 3. EFPs included.

Open Interest

	Mar -14	Mar -13	Change%	Feb-13	Change%
Cotton No.1 (CF)	182,718	195,706	-6.64%	160,894	13.56%
Early Rice (ER)		16,164	-100.00%		0.00%
Flat Glass (FG)	333,290	541,776	-38.48%	310,548	7.32%
Japonic Rice (JR)	4,148		-	4,910	-15.52%
Methanol (ME)	32,736	8,760	273.70%	45,448	-27.97%
Rapeseed Oil (OI)	342,312	60,482	465.97%	292,668	16.96%
Common Wheat (PM)	82	106	-22.64%	74	10.81%
Early Rice (RI)	14,092	7,074	99.21%	34,228	-58.83%
Rapeseed Meal (RM)	1,265,068	411,628	207.33%	1,649,084	-23.29%

Rapeseed Oil (RO)		39,298	-100.00%		0.00%
Rapeseed (RS)	320	20,964	-98.47%	156	105.13%
Sugar (SR)	923,818	747,074	23.66%	985,550	-6.26%
PTA	870,710	658,676	32.19%	1,033,482	-15.75%
Thermal Coal (TC)	33,592		-	47,682	-29.55%
Strong Gluten Wheat (WH)	94,242	42,268	122.96%	120,228	-21.61%
Strong Gluten Wheat (WS)		53,878	-100.00%		0.00%
Hard White Wheat (WT)			-		0.00%
Total	4,097,128	2,803,854	46.12%	4,684,952	-12.55%

Note: 1.Unit: Trading volume in contract; 2. Trading volume includes buying and selling volume; 3. Contract size: 10 tons(WT &ER & SR & RS & RM), 5 tons(CF & TA & RO) ,50tons(ME & PM), 20 tons (RI & WH & FG&JR); 4. EFPs included .

Physical Delivery

	Mar 2014	Mar 2014	Mar 2013	Mar 2013	Mar'-	Jan'- Mar'
	Delivery Volume	EFPs	Delivery Volume	EFPs	Mar' 2014	2013
CF	8	0	272	0	912	5,512
ER			10	0		1,087
FG	20	0	227	0	493	227
JR	50	0			50	
ME	1	0		0	48	1,268
OI	2	0			1,609	
PM		0		0	14	
RI		0			523	
RM	801	0			4,953	
RO			45	0		8,385
RS						
SR	76	0	100	0	4,116	1,659
TA	5,315	0	1,249	0	107,784	11,903
TC		0			225	
WH		0			7,805	
WS			701	1,114		15,719
WT						
Total	6,273	0	2,604	1,114	128,532	45,760

Note: 1.Unit: Trading volume in contract; 2. Trading volume includes buying and selling volume; 3. Contract size: 10 tons(WT &ER & SR & RS & RM), 5 tons(CF & TA & RO) ,50tons(ME & PM), 20 tons (RI & WH & FG&JR); 4. EFPs included .

IV List of Quotations

Contract	Open	High	Low	Close	Month-end O.I	Change	Month-end Settlement	Volume	Turnover
CF403	0	0	0	0	0	-16	19500	0	0
CF405	18745	19500	18180	18300	41350	-25596	18375	381864	363.951
CF407	17950	18055	0	17530	54	14	17700	114	0.101
CF409	17555	18000	17355	17585	39462	17342	17615	358302	316.348
CF411	16615	16685	16185	16340	15708	-11748	16315	54428	44.859
CF501	16290	16390	15700	15970	85988	41672	15940	254818	204.212
CF503	16430	16430	0	16025	156	156	16035	294	0.235
Subtotal					182718			1049820	929.706
FG403	0	0	0	0	0	-40	1260	0	0
FG404	1251	1294	0	1215	70	-178	1215	580	0.141
FG405	1245	1260	1171	1189	92260	-126634	1193	4012700	982.312
FG406	1312	1359	1227	1263	568	-96	1264	962	0.248
FG407	1264	1300	0	1255	6	4	1254	22	0.006
FG408	1331	1344	0	1262	200	4	1262	316	0.082
FG409	1327	1336	1231	1262	236726	148274	1264	5863988	1483.52
FG410	1274	1303	0	1263	10	8	1269	92	0.023
FG411	1274	1301	0	1257	32	4	1264	18	0.005
FG412	1309	1309	0	1286	2	0	1283	154	0.039
FG501	1328	1342	1254	1285	3416	1396	1286	24260	6.248
FG502	0	0	0	0	0	0	1310	0	0
FG503	0	0	0	0	0	0	1318	0	0
Subtotal					333290			9903092	2472.62
JR403	3273	3274	0	3274	0	-186	3274	88	0.058
JR405	3105	3188	3085	3141	3774	-678	3141	3290	2.055
JR407	2980	3140	0	3140	0	0	3098	4	0.002
JR409	3070	3089	0	3080	340	128	3077	444	0.272
JR411	3096	3128	0	3128	18	-28	3109	42	0.026
JR501	3065	3140	0	3100	16	2	3100	12	0.007
JR503	0	0	0	0	0	0	3119	0	0
Subtotal					4148			3880	2.421
ME403	2860	2860	0	2745	0	0	2745	4	0.006
ME404	2756	2756	0	2610	0	0	2549	94	0.123
ME405	2751	2800	2535	2711	17742	-20742	2715	1186902	1585.75
ME406	2741	2765	0	2717	10	6	2712	156	0.206
ME407	2647	2719	0	2630	0	0	2728	24	0.032
ME408	2699	2699	0	2650	0	0	2738	8	0.011

ME409	2821	2866	2625	2762	12970	6058	2776	252132	344.389
ME410	2773	2773	0	2773	0	-2	2793	2	0.003
ME411	0	0	0	0	0	0	2820	0	0
ME412	0	0	0	0	0	0	2863	0	0
ME501	2850	2891	2644	2831	2010	1968	2842	6548	8.982
ME502	2850	2860	0	2852	4	0	2887	8	0.011
ME503	0	0	0	0	0	0	2884	0	0
Subtotal					32736			1445878	1939.51
OI403	7044	7100	0	7100	0	-22	7100	34	0.024
OI405	7072	7422	6920	7102	20218	-48864	7110	251444	180.396
OI407	7134	7392	0	6992	4	-10	7034	56	0.041
OI409	7092	7470	6866	7030	268316	74986	7044	3919124	2800.75
OI411	7266	7482	0	7102	22	4	7134	76	0.055
OI501	7102	7460	6938	7094	53752	23550	7096	213876	153.284
OI503	7064	7170	0	7102	0	0	7062	48	0.034
Subtotal					342312			4384658	3134.58
PM403	2810	2810	0	2810	0	-2	2810	2	0.003
PM405	2565	2588	0	2500	44	20	2500	162	0.206
PM407	0	0	0	0	0	0	2556	0	0
PM409	2513	2526	0	2507	34	-12	2507	110	0.138
PM411	0	0	0	0	2	0	2604	0	0
PM501	2617	2617	0	2558	2	2	2567	104	0.135
PM503	0	0	0	0	0	0	2571	0	0
Subtotal					82			378	0.482
RI403	0	0	0	0	0	0	2360	0	0
RI405	2340	2357	2245	2274	9900	-20926	2273	101768	47.118
RI407	2324	2353	0	2272	554	-52	2256	460	0.211
RI409	2471	2479	2378	2406	3558	798	2403	10160	4.931
RI411	2407	2500	0	2500	2	0	2487	4	0.002
RI501	2493	2532	0	2450	78	44	2445	192	0.095
RI503	2519	2519	0	2440	0	0	2440	16	0.008
Subtotal					14092			112600	52.365
RM403	2800	2800	0	2590	0	-2306	2600	1594	0.424
RM405	2601	2674	2488	2663	147994	-357888	2662	5423566	1410.54
RM407	2578	2653	2495	2644	682	-1522	2644	5668	1.466
RM408	2598	2648	2512	2627	424	-428	2629	2288	0.595
RM409	2535	2610	2466	2575	802568	-82584	2578	28641556	7318.20
RM411	2400	2450	2344	2423	8968	-11730	2426	69994	16.863
RM501	2329	2377	2286	2351	304014	72024	2354	2321894	542.729
RM503	2280	2382	2278	2367	418	418	2371	2284	0.536
Subtotal					1265068			36468844	9291.35
RS407	4854	5302	0	5100	2	0	5201	14	0.007
RS408	0	0	0	0	0	0	5297	0	0

RS409	4814	5060	4720	4958	298	166	4966	1972	0.974
RS411	4778	5034	0	5034	20	-2	5034	80	0.039
Subtotal					320			2066	1.02
SR403	4578	4720	0	4670	0	-292	4670	150	0.07
SR405	4594	4825	4547	4773	68838	-233706	4782	1200772	565.397
SR407	4654	4869	0	4792	478	128	4808	1716	0.82
SR409	4651	4916	4598	4849	672422	109388	4865	15894204	7592.09
SR411	4740	4952	4632	4871	862	-590	4889	3906	1.886
SR501	4928	5200	4890	5144	159796	55206	5155	1124948	568.483
SR503	5085	5229	0	5229	30	-14	5191	230	0.118
SR505	5006	5279	4979	5230	17644	4558	5242	51538	26.451
SR507	5018	5299	0	5267	154	-4	5272	126	0.065
SR509	5200	5355	5066	5315	3594	3594	5324	7332	3.792
Subtotal					923818			18284922	8759.17
TA403	6338	6454	6080	6080	0	-2706	6174	14286	4.524
TA404	6412	6578	0	6548	4694	1960	6548	4478	1.417
TA405	6438	6680	6152	6608	301368	-336380	6636	2848252	920.764
TA406	6464	6598	0	6478	14	-66	6586	530	0.171
TA407	6410	6584	0	6282	82	10	6618	28	0.009
TA408	6536	6598	0	6592	4	-6	6594	200	0.064
TA409	6450	6666	6132	6586	540080	161294	6618	12093308	3871.23
TA410	6446	6610	0	6610	18	-2	6580	866	0.277
TA411	0	0	0	0	0	0	6576	0	0
TA412	6478	6532	0	6532	2	0	6580	10	0.003
TA501	6386	6596	6114	6536	24442	13118	6558	141898	44.893
TA502	6254	6518	0	6254	0	0	6502	8	0.003
TA503	6060	6308	0	6308	6	6	6428	12	0.004
Subtotal					870710			15103876	4843.35
TC403	0	0	0	0	0	0	532.6	0	0
TC404	516.6	534.2	0	524.2	0	0	524.2	10	0.01
TC405	523	526	487.8	518.2	7584	-28810	518.8	860560	873.424
TC406	512.2	518.6	0	511	0	-16	516	56	0.057
TC407	527.8	527.8	0	524	0	0	525.6	22	0.023
TC408	507.6	523.4	0	521.6	38	34	522.6	202	0.209
TC409	530.4	535.4	496.8	527.8	24670	13610	529.4	469628	490.151
TC410	515.2	536	0	528.6	4	-2	529.2	38	0.04
TC411	518	537	0	532.8	8	6	532.8	38	0.04
TC412	528	530.2	0	530.2	2	-12	536.8	26	0.027
TC501	537.8	543.8	515.2	538	1278	1094	539.8	5426	5.754
TC502	525	536	0	534.2	8	6	543	28	0.029
TC503	0	0	0	0	0	0	545.6	0	0
Subtotal					33592			1336034	1369.77
WH403	0	0	0	0	0	0	2845	0	0

WH405	2814	2831	2765	2782	75932	-22936	2787	211684	118.977
WH407	2736	2736	0	2720	218	200	2729	208	0.114
WH409	2716	2723	2638	2663	16020	-3672	2663	56482	30.268
WH411	2727	2727	0	2727	4	0	2731	2	0.001
WH501	2767	2781	2700	2743	2068	422	2746	4,218	2.321
WH503	0	0	0	0	0	0	2756	0	0
Subtotal					94242			272594	151.681
Total					4097128			88368642	32948.03

Note: 1. Price: Yuan/Ton ; 2 .Trading volume and month-end open interest in contract ; 3. Turnover :10,000 Yuan ; 4. Trading volume、turnover and Month-end open interest include buying and selling volume; 5. EFPs not included.

V Daily Settlement Price by Contracts

Cotton No. 1									
Date	403	405	407	409	411	501	503	Vol	O. I.
2014-3-3	19500	18980	18045	17665	16545	16305		136000	166110
2014-3-4	19500	19220	17950	17835	16620	16315		83286	166648
2014-3-5	19500	19310	18055	17885	16560	16290		38750	172146
2014-3-6	19500	19305	17900	17750	16555	16255		77930	175534
2014-3-7	19500	19395	17985	17925	16605	16275		50196	172722
2014-3-10	19500	19090	17985	17685	16525	16185		93134	164066
2014-3-11	19500	19000	17900	17710	16545	16180		43004	159030
2014-3-12	19500	18885	17900	17605	16545	16195		32784	158078
2014-3-13	19500	18900	17815	17700	16600	16265		33592	158130
2014-3-14	19500	18905	17670	17605	16525	16190		31288	160198
2014-3-17		18935	17670	17575	16530	16165	16190	36614	164044
2014-3-18		18980	17670	17590	16520	16130	16340	27602	162612
2014-3-19		18960	17655	17615	16540	16195	16250	19580	159692
2014-3-20		18970	17680	17675	16520	16180	15850	20354	156024
2014-3-21		18925	17665	17625	16510	16185	16245	23094	157462
2014-3-24		18855	17665	17580	16495	16185	16245	19284	158962
2014-3-25		18620	17445	17460	16380	16005	16245	88038	174482
2014-3-26		18730	17550	17620	16420	16010	16130	33122	176190
2014-3-27		18595	17425	17605	16315	15790	15925	76978	184378
2014-3-28		18545	17700	17580	16240	15775	15845	29150	187270
2014-3-31		18375	17700	17615	16315	15940	16035	56040	182718

Strong Gluten Wheat									
Date	403	405	407	409	411	501	503	Vol	O. I.
2014-3-3	2845	2819	2735	2719	2742	2767		17268	115,772
2014-3-4	2845	2822	2735	2717	2742	2774		10260	113,942
2014-3-5	2845	2826	2735	2717	2742	2773		13214	110,674

2014-3-6	2845	2826	2735	2713	2742	2773		10088	108,082
2014-3-7	2845	2821	2735	2699	2742	2768		16190	106,546
2014-3-10	2845	2810	2735	2669	2736	2750		19134	104,700
2014-3-11	2845	2808	2735	2674	2727	2749		9426	104,234
2014-3-12	2845	2807	2735	2683	2727	2757		12286	102,332
2014-3-13	2845	2811	2735	2697	2727	2762		10022	101,552
2014-3-14	2845	2803	2735	2687	2727	2756		13228	100,404
2014-3-17		2799	2735	2672	2727	2745	2756	11212	99072
2014-3-18		2797	2735	2675	2727	2727	2756	12880	97446
2014-3-19		2798	2735	2676	2731	2749	2756	4934	97734
2014-3-20		2803	2735	2680	2731	2747	2756	6028	96030
2014-3-21		2814	2735	2681	2731	2750	2756	12490	94106
2014-3-24		2825	2735	2672	2731	2744	2756	18158	90194
2014-3-25		2825	2735	2671	2731	2746	2756	11938	86528
2014-3-26		2820	2735	2655	2731	2737	2756	10790	87284
2014-3-27		2809	2735	2652	2731	2736	2756	10912	86390
2014-3-28		2794	2735	2659	2731	2741	2756	25632	91038
2014-3-31		2787	2729	2663	2731	2746	2756	16504	94242

Common Wheat									
Date	403	405	407	409	411	501	503	Vol	O. I.
2014-3-3	2810	2566	2623	2516	2619	2587		178	44
2014-3-4	2810	2567	2624	2526	2629	2568		6	42
2014-3-5	2810	2567	2624	2526	2629	2568		2	42
2014-3-6	2810	2567	2624	2526	2629	2568		0	42
2014-3-7	2810	2567	2624	2515	2618	2568		12	46
2014-3-10	2810	2567	2624	2491	2593	2543		4	50
2014-3-11	2810	2567	2624	2502	2604	2554		2	48
2014-3-12	2810	2567	2624	2497	2599	2554		6	44
2014-3-13	2810	2567	2624	2514	2617	2571		4	42
2014-3-14	2810	2567	2624	2514	2617	2571		0	42
2014-3-17		2567	2624	2514	2617	2571	2571	0	42
2014-3-18		2558	2615	2505	2608	2571	2571	10	42
2014-3-19		2558	2615	2496	2599	2562	2571	2	42
2014-3-20		2548	2605	2496	2589	2552	2571	110	78
2014-3-21		2500	2556	2509	2602	2565	2571	4	78
2014-3-24		2500	2556	2509	2602	2565	2571	0	78
2014-3-25		2500	2556	2514	2607	2570	2571	8	74
2014-3-26		2500	2556	2510	2607	2570	2571	0	74
2014-3-27		2500	2556	2510	2607	2570	2571	10	74
2014-3-28		2500	2556	2513	2610	2573	2571	18	84
2014-3-31		2500	2556	2507	2604	2567	2571	2	82

White Sugar												
Date	403	405	407	409	411	501	503	505	507	509	VoI	O. I.
2014-3-3	4489	4622	4644	4702	4745	4953	5008	5037	5079		899512	993458
2014-3-4	4501	4633	4668	4712	4753	4966	5008	5049	5095		488850	960322
2014-3-5	4501	4638	4680	4710	4769	4968	5008	5049	5095		563062	937110
2014-3-6	4618	4720	4741	4803	4835	5075	5125	5160	5211		1523082	1036092
2014-3-7	4700	4786	4817	4870	4915	5163	5189	5244	5282		1307296	975364
2014-3-10	4696	4734	4782	4818	4858	5107	5166	5187	5217		935698	946440
2014-3-11	4710	4800	4860	4888	4920	5168	5216	5255	5268		1131086	920036
2014-3-12	4720	4787	4826	4872	4914	5156	5192	5227	5268		768496	923380
2014-3-13	4670	4754	4818	4840	4883	5120	5159	5198	5233		441880	916092
2014-3-14	4670	4728	4799	4818	4868	5105	5126	5177	5213		804066	880202
2014-3-17		4638	4677	4722	4776	5016	5047	5097	5163	5184	638184	873600
2014-3-18		4633	4693	4715	4768	5006	5036	5087	5163	5175	673780	888826
2014-3-19		4638	4693	4714	4765	5005	5043	5089	5135	5173	530950	888752
2014-3-20		4642	4705	4719	4765	5010	5047	5090	5123	5162	712868	832920
2014-3-21		4620	4673	4687	4727	4983	5012	5065	5123	5149	613114	812984
2014-3-24		4566	4587	4622	4645	4925	4956	5024	5078	5109	729552	854320
2014-3-25		4569	4601	4623	4641	4913	4948	5001	5042	5089	617702	839170
2014-3-26		4574	4612	4632	4644	4928	4966	5015	5042	5103	652906	874864
2014-3-27		4700	4737	4752	4798	5057	5083	5134	5042	5230	1778240	899270
2014-3-28		4791	4822	4870	4897	5163	5229	5247	5244	5330	1593236	935690
2014-3-31		4782	4808	4865	4889	5155	5191	5242	5272	5324	881362	923818

Rapeseed Oil											
Date	403	405	407	409	411	501	503	VoI	O. I.		
2014-3-3	7044	7110	7134	7148	7106	7156		170726	295324		
2014-3-4	6762	7112	7140	7158	7110	7178		127766	292806		
2014-3-5	6762	7194	7192	7244	7276	7260		182174	300246		
2014-3-6	6780	7206	7244	7282	7276	7302		171300	295184		
2014-3-7	6970	7296	7326	7390	7380	7410		146736	288234		
2014-3-10	6970	7222	7326	7298	7380	7314		149794	275106		
2014-3-11	7100	7284	7392	7368	7404	7382		188628	269774		
2014-3-12	7100	7318	7308	7374	7442	7380		159518	264092		
2014-3-13	7100	7362	7358	7420	7460	7398		244530	273338		
2014-3-14	7100	7302	7388	7344	7428	7328		207276	267878		
2014-3-17		7200	7228	7240	7226	7232	7328	220804	284590		
2014-3-18		7156	7080	7146	7104	7170	7328	387710	331914		
2014-3-19		7036	7080	7056	7074	7134	7118	411960	366202		
2014-3-20		6974	6950	6956	6996	7024	7054	365260	375572		
2014-3-21		7030	7006	6948	6990	7002	7036	305780	363778		
2014-3-24		7028	6978	6972	7016	7008	7036	153904	364750		

2014-3-25		7048	6978	6992	7014	7022	7036	222684	350692
2014-3-26		7068	6992	7022	7028	7062	7062	130430	348702
2014-3-27		7088	7012	7036	7046	7080	7062	167760	349274
2014-3-28		7076	7000	7026	7042	7078	7062	116940	347054
2014-3-31		7110	7034	7044	7134	7096	7062	152978	342312

Rapeseed						
Date	407	408	409	411	Vol	O. I.
2014-3-3	5012	5106	4812	4775	18	154
2014-3-4	5012	5106	4831	4775	54	170
2014-3-5	5014	5106	4943	4816	140	206
2014-3-6	5014	5106	4941	4786	210	242
2014-3-7	5014	5106	4935	4851	220	334
2014-3-10	5014	5106	4883	4800	80	322
2014-3-11	5014	5106	4927	4800	102	332
2014-3-12	5014	5106	4985	4800	460	342
2014-3-13	4854	4943	4951	4811	66	340
2014-3-14	4866	4955	4954	4811	80	326
2014-3-17	5059	5152	4947	4800	36	324
2014-3-18	5100	5194	4940	4800	32	322
2014-3-19	5100	5194	4937	4800	30	316
2014-3-20	5201	5297	4878	4848	116	292
2014-3-21	5201	5297	4872	4848	142	294
2014-3-24	5201	5297	4943	4848	64	290
2014-3-25	5201	5297	4947	4848	58	300
2014-3-26	5201	5297	4951	4848	12	298
2014-3-27	5201	5297	4963	4848	34	296
2014-3-28	5201	5297	4956	4848	60	294
2014-3-31	5201	5297	4966	5034	52	320

Rapeseed Meal										
Date	403	405	407	408	409	411	501	503	Vol	O. I.
2014-3-3	2669	2594	2571	2591	2530	2398	2322		1320034	1610180
2014-3-4	2668	2584	2566	2581	2523	2392	2322		1189164	1596244
2014-3-5	2711	2625	2599	2608	2551	2411	2334		2332940	1711232
2014-3-6	2710	2634	2615	2623	2567	2422	2346		1773494	1662882
2014-3-7	2702	2633	2621	2629	2588	2434	2361		2938844	1765598
2014-3-10	2694	2622	2609	2635	2594	2436	2366		2839626	1607640
2014-3-11	2694	2615	2610	2623	2586	2427	2353		2080752	1609552
2014-3-12	2629	2623	2605	2617	2578	2432	2352		1447910	1581160
2014-3-13	2650	2600	2600	2591	2549	2413	2333		2047080	1597950
2014-3-14	2600	2555	2548	2562	2523	2398	2324		1813736	1578122

2014-3-17		2515	2507	2524	2480	2354	2296	2315	1923434	1606680
2014-3-18		2554	2542	2536	2489	2357	2298	2321	1632026	1554902
2014-3-19		2565	2554	2564	2521	2382	2323	2344	1917726	1443336
2014-3-20		2607	2583	2584	2546	2403	2335	2356	1880792	1360474
2014-3-21		2600	2571	2573	2531	2388	2318	2337	1283388	1377032
2014-3-24		2604	2581	2589	2542	2396	2325	2345	1402428	1402654
2014-3-25		2630	2611	2618	2570	2422	2345	2362	1800282	1368420
2014-3-26		2637	2614	2617	2573	2421	2348	2366	1163720	1328246
2014-3-27		2657	2640	2637	2588	2432	2359	2374	1579232	1279126
2014-3-28		2652	2635	2630	2585	2428	2358	2372	1073948	1287628
2014-3-31		2662	2644	2629	2578	2426	2354	2371	1028288	1265068

Early Rice

Date	403	405	407	409	411	501	503	Vol	O. I.
2014-3-3	2360	2339	2322	2474	2495	2512		2240	34126
2014-3-4	2360	2338	2323	2472	2407	2512		1900	34030
2014-3-5	2360	2341	2321	2471	2406	2522		1764	33506
2014-3-6	2360	2337	2321	2470	2405	2501		1816	33396
2014-3-7	2360	2347	2316	2472	2500	2514		5930	33090
2014-3-10	2360	2337	2313	2467	2500	2486		3152	32248
2014-3-11	2360	2334	2308	2465	2501	2500		5472	30008
2014-3-12	2360	2344	2315	2471	2501	2515		1710	29768
2014-3-13	2360	2347	2322	2465	2495	2495		2344	29196
2014-3-14	2360	2347	2323	2460	2495	2495		1834	28456
2014-3-17		2347	2316	2455	2495	2515	2495	2320	28020
2014-3-18		2321	2298	2435	2495	2479	2495	31508	17968
2014-3-19		2304	2292	2412	2495	2476	2495	31890	17060
2014-3-20		2279	2281	2395	2495	2449	2495	5130	16538
2014-3-21		2275	2281	2393	2495	2447	2495	1348	16034
2014-3-24		2283	2273	2389	2495	2448	2495	2854	15716
2014-3-25		2283	2281	2402	2509	2450	2495	2054	15482
2014-3-26		2276	2277	2402	2486	2445	2519	2528	15032
2014-3-27		2275	2281	2401	2485	2445	2484	2484	14658
2014-3-28		2272	2268	2403	2487	2445	2484	1022	14352
2014-3-31		2273	2256	2403	2487	2445	2440	1300	14092

PTA

Date	403	404	405	406	407	408	409	410	411	412	501	502	503	Vol	O. I.
2014-3-3	6346	6406	6472	6444	6410	6398	6448	6440	6430	6396	6370	6362		473620	1016392
2014-3-4	6332	6406	6466	6444	6444	6432	6432	6440	6414	6380	6350	6386		359504	996144
2014-3-5	6366	6458	6512	6486	6544	6522	6494	6480	6414	6450	6402	6386		721072	984808
2014-3-6	6426	6510	6560	6552	6574	6554	6534	6502	6414	6484	6446	6394		627998	977180

2014-3-7	6436	6530	6578	6584	6584	6574	6544	6548	6460	6484	6468	6416		713012	995076
2014-3-10	6324	6332	6478	6432	6366	6374	6394	6340	6430	6412	6328	6360		1250132	1033924
2014-3-11	6390	6448	6516	6470	6484	6464	6466	6482	6430	6426	6384	6360		885236	983456
2014-3-12	6354	6448	6490	6456	6484	6464	6438	6432	6430	6426	6376	6360		766726	1000880
2014-3-13	6334	6402	6476	6416	6428	6426	6432	6412	6426	6394	6374	6360		644080	1028798
2014-3-14	6174	6222	6298	6270	6282	6280	6246	6228	6240	6212	6186	6172		1366228	1232804
2014-3-17		6204	6252	6270	6274	6264	6220	6228	6240	6212	6190	6172	6172	845470	1135426
2014-3-18		6230	6274	6236	6274	6192	6228	6228	6240	6212	6188	6170	6170	714504	1147108
2014-3-19		6244	6310	6268	6298	6266	6262	6244	6240	6216	6216	6170	6170	439928	1153296
2014-3-20		6266	6338	6286	6282	6284	6276	6258	6246	6218	6224	6176	6184	564992	1134846
2014-3-21		6266	6350	6332	6332	6274	6292	6294	6274	6252	6236	6188	6196	597720	1141578
2014-3-24		6360	6414	6372	6392	6394	6370	6334	6344	6316	6292	6254	6228	795630	1142958
2014-3-25		6418	6490	6464	6474	6432	6454	6434	6426	6402	6376	6364	6344	852036	1048926
2014-3-26		6470	6526	6486	6504	6500	6482	6500	6450	6468	6404	6364	6344	526844	978370
2014-3-27		6510	6556	6492	6522	6508	6514	6536	6464	6478	6434	6416	6356	676346	919406
2014-3-28		6542	6596	6586	6624	6594	6570	6580	6576	6532	6496	6502	6418	690584	881118
2014-3-31		6548	6636	6586	6618	6594	6618	6580	6576	6580	6558	6502	6428	592214	870710

Methanol															
Date	403	404	405	406	407	408	409	410	411	412	501	502	503	VoI	O. I.
2014-3-3	2980	2991	2716	2718	2776	2835	2785	2755	2831	2862	2806	2850		71398	47728
2014-3-4	2980	2991	2744	2743	2802	2861	2797	2755	2843	2874	2831	2875		96420	45972
2014-3-5	2980	2991	2772	2771	2831	2861	2836	2793	2883	2914	2860	2860		89582	41820
2014-3-6	2980	2991	2774	2773	2833	2863	2831	2788	2878	2909	2856	2856		41076	40258
2014-3-7	2980	2991	2754	2753	2813	2842	2807	2764	2854	2884	2836	2836		61082	37654
2014-3-10	2860	2871	2689	2708	2767	2796	2761	2764	2807	2837	2799	2816		72870	37814
2014-3-11	2745	2756	2742	2763	2823	2853	2802	2805	2849	2879	2835	2852		69924	31662
2014-3-12	2745	2756	2714	2744	2794	2824	2783	2803	2830	2859	2817	2852		78790	34640
2014-3-13	2745	2756	2676	2683	2732	2761	2756	2773	2800	2828	2810	2852		95352	35370
2014-3-14	2745	2756	2645	2652	2682	2710	2714	2731	2757	2785	2769	2810		99060	40302
2014-3-17		2756	2604	2619	2649	2675	2673	2690	2715	2743	2695	2735	2735	76306	43506
2014-3-18		2647	2583	2585	2615	2640	2657	2674	2699	2727	2674	2714	2714	88750	42564
2014-3-19		2549	2582	2621	2616	2641	2674	2691	2716	2744	2701	2741	2741	57262	45676
2014-3-20		2549	2567	2601	2596	2621	2668	2685	2710	2738	2705	2745	2745	66906	44462
2014-3-21		2549	2548	2605	2600	2625	2643	2660	2685	2727	2700	2740	2740	47210	43294
2014-3-24		2549	2575	2612	2628	2653	2652	2669	2694	2736	2724	2764	2764	45294	41618
2014-3-25		2549	2616	2662	2678	2704	2698	2715	2741	2783	2768	2809	2809	71628	39022
2014-3-26		2549	2624	2678	2694	2704	2697	2714	2740	2782	2765	2809	2806	39244	37544
2014-3-27		2549	2637	2676	2692	2702	2703	2720	2746	2788	2773	2817	2814	37542	36132
2014-3-28		2549	2636	2679	2695	2705	2702	2719	2745	2787	2773	2817	2814	22590	34948
2014-3-31		2549	2715	2712	2728	2738	2776	2793	2820	2863	2842	2887	2884	117592	32736

Flat Glass															
Date	403	404	405	406	407	408	409	410	411	412	501	502	503	Vol	O. I.
2014-3-3	1260	1268	1241	1311	1318	1327	1318	1326	1327	1339	1325	1370		312104	318972
2014-3-4	1260	1250	1235	1307	1318	1320	1312	1325	1325	1334	1320	1370		339010	319970
2014-3-5	1260	1250	1252	1326	1318	1341	1328	1325	1328	1334	1335	1370		438030	305436
2014-3-6	1260	1269	1253	1328	1318	1339	1329	1325	1332	1339	1335	1358		258432	311564
2014-3-7	1260	1238	1237	1306	1312	1323	1314	1322	1323	1334	1324	1358		603166	346474
2014-3-10	1260	1210	1204	1272	1263	1280	1279	1272	1274	1285	1286	1319		563152	370056
2014-3-11	1260	1216	1212	1285	1288	1268	1279	1293	1299	1309	1294	1319		704490	316322
2014-3-12	1260	1217	1222	1282	1288	1276	1288	1293	1301	1309	1303	1319		564698	307342
2014-3-13	1260	1208	1227	1298	1288	1293	1295	1295	1301	1309	1307	1323		208872	303712
2014-3-14	1260	1214	1219	1282	1288	1284	1281	1295	1298	1309	1294	1318		352902	303530
2014-3-17		1208	1217	1276	1288	1279	1268	1282	1272	1292	1283	1307	1318	612006	413202
2014-3-18		1208	1219	1277	1288	1287	1272	1281	1280	1292	1286	1310	1318	528660	419238
2014-3-19		1205	1219	1278	1288	1285	1275	1277	1280	1292	1289	1313	1318	309656	415950
2014-3-20		1203	1218	1276	1288	1278	1275	1276	1279	1291	1291	1315	1318	364574	411054
2014-3-21		1197	1215	1282	1294	1276	1269	1274	1277	1287	1285	1309	1318	369260	386780
2014-3-24		1184	1192	1264	1273	1257	1245	1243	1258	1276	1264	1288	1318	399726	409896
2014-3-25		1188	1202	1279	1285	1260	1263	1263	1262	1276	1281	1305	1318	603732	383368
2014-3-26		1186	1185	1242	1248	1260	1245	1244	1249	1266	1265	1289	1318	795890	492892
2014-3-27		1165	1181	1247	1240	1247	1241	1244	1249	1266	1264	1288	1318	647176	425406
2014-3-28		1212	1188	1261	1245	1259	1250	1253	1257	1271	1274	1298	1318	540918	345982
2014-3-31		1215	1193	1264	1254	1262	1264	1269	1264	1283	1286	1310	1318	386638	333290

Thermal Coal															
Date	403	404	405	406	407	408	409	410	411	412	501	502	503	Vol	O. I.
2014-3-3	532.6	538.2	518.0	521.0	519.4	520.0	522.0	524.0	524.2	527.0	529.0	521.6		40836	47086
2014-3-4	532.6	516.6	509.2	512.2	519.4	515.0	515.4	514.8	520.2	527.0	527.0	526.2		81306	47652
2014-3-5	532.6	516.6	511.0	513.0	521.2	515.2	517.8	518.2	522.2	527.0	528.6	532.0		47214	46954
2014-3-6	532.6	516.6	511.4	513.0	521.6	515.2	517.6	519.8	522.2	527.0	529.6	532.0		25438	46656
2014-3-7	532.6	516.6	508.0	513.2	521.4	514.0	515.8	518.4	522.2	527.0	530.2	532.0		87328	51074
2014-3-10		516.6	496.2	505.6	513.6	506.0	505.4	503.8	515.8	523.4	521.6	528.6	532.0	153896	60896
2014-3-11		516.6	500.2	510.2	513.6	514.0	513.2	516.0	521.8	530.2	530.6	535.4	538.8	138080	50352
2014-3-12		516.6	505.4	510.2	519.0	514.0	515.4	516.6	525.0	533.4	528.4	534.2	537.6	71250	51662
2014-3-13		516.6	506.4	510.2	520.0	514.0	516.8	516.6	525.0	534.8	530.2	534.2	539.4	39132	52214
2014-3-14		521.0	506.6	510.4	519.2	514.6	515.0	519.2	525.0	533.0	528.6	534.2	539.4	58886	51432
2014-3-17		524.2	513.6	514.4	526.4	519.0	523.2	523.0	527.0	541.4	537.2	537.0	539.4	58306	52974
2014-3-18		524.2	514.0	515.8	526.8	513.4	521.8	523.0	527.0	540.0	537.2	537.0	539.4	45548	52754
2014-3-19		524.2	516.0	518.4	529.4	519.0	524.4	527.6	535.0	548.2	538.6	540.4	539.4	39430	53272
2014-3-20		524.2	514.0	518.4	527.4	519.6	523.6	527.6	532.8	540.8	537.6	540.4	539.4	57012	50650
2014-3-21		524.2	513.0	516.2	525.2	514.8	522.6	526.2	532.0	539.2	536.2	540.4	538.0	66514	50490
2014-3-24		524.2	510.8	508.0	516.8	511.2	516.8	525.4	526.2	535.4	531.2	540.0	538.0	72368	53316

2014-3-25		524.2	516.6	513.8	522.6	521.2	527.8	531.8	533.6	536.8	538.6	541.4	545.4	111498	48680
2014-3-26		524.2	517.2	514.4	523.2	522.0	526.8	532.4	533.6	536.8	537.2	541.4	544.0	46880	42826
2014-3-27		524.2	518.2	515.4	524.2	522.0	527.8	529.2	533.6	536.8	538.8	541.4	544.0	32150	41188
2014-3-28		524.2	518.2	515.4	525.0	522.0	527.4	529.2	532.8	536.8	538.2	541.4	544.0	29668	35694
2014-3-31		524.2	518.8	516.0	525.6	522.6	529.4	529.2	532.8	536.8	539.8	543.0	545.6	33294	33592

Japonic Rice									
Date	403	405	407	409	411	501	503	Vol	O. I.
2014-3-3	2360	2339	2322	2474	2495	2512		2240	34126
2014-3-4	2360	2338	2323	2472	2407	2512		1900	34030
2014-3-5	2360	2341	2321	2471	2406	2522		1764	33506
2014-3-6	2360	2337	2321	2470	2405	2501		1816	33396
2014-3-7	2360	2347	2316	2472	2500	2514		5930	33090
2014-3-10	2360	2337	2313	2467	2500	2486		3152	32248
2014-3-11	2360	2334	2308	2465	2501	2500		5472	30008
2014-3-12	2360	2344	2315	2471	2501	2515		1710	29768
2014-3-13	2360	2347	2322	2465	2495	2495		2344	29196
2014-3-14	2360	2347	2323	2460	2495	2495		1834	28456
2014-3-17		2347	2316	2455	2495	2515	2495	2320	28020
2014-3-18		2321	2298	2435	2495	2479	2495	31508	17968
2014-3-19		2304	2292	2412	2495	2476	2495	31890	17060
2014-3-20		2279	2281	2395	2495	2449	2495	5130	16538
2014-3-21		2275	2281	2393	2495	2447	2495	1348	16034
2014-3-24		2283	2273	2389	2495	2448	2495	2854	15716
2014-3-25		2283	2281	2402	2509	2450	2495	2054	15482
2014-3-26		2276	2277	2402	2486	2445	2519	2528	15032
2014-3-27		2275	2281	2401	2485	2445	2484	2484	14658
2014-3-28		2272	2268	2403	2487	2445	2484	1022	14352
2014-3-31		2273	2256	2403	2487	2445	2440	1300	14092

Note: 1. Price: Yuan/Ton ; 2 .Trading volume and month-end open interest in contract ; 3. Trading volume and Month-end open interest include buying and selling volume; 4. EFPs included.

VI Announcements

ZCE's Announcement on Suspension of Check-in Business of Strong Gluten Wheat and Common Wheat at Henan Xinhua Warehouse under State Grains Reserve

(2014)NO. 5

Upon prudent consideration, check-in business of strong gluten wheat and common wheat at Henan Xinhua Warehouse under State Grains Reserve is

suspended as of the date of this announcement.

March 7, 2014

ZCE's Announcement of Soliciting Delivery Warehouses for Thermal Coal

(2014)NO. 6

Thermal Coal Futures has been functioning smoothly since listed at ZCE on September 26, 2013. In order to service spot enterprises better, meet the investors' demands and further improve the sound development of thermal coal futures market, ZCE hereby initiates public solicitation for appointed delivery warehouses for thermal coal futures among the society in line with ideas and suggestions fed back since listing of this variety. The requirements are as follows:

I. Qualification

1. having qualification for production and operation concerning the commodity under application;
2. having business license issued by industrial and commercial administration authorities.
3. having strict management system concerning production and distribution of the commodity.
4. having no record of actions in violation of laws, regulations and disciplines.
5. having a good image within the industry, and at least 1 letter of recommendation written by 1 futures company is required.

II. Credit Standing and Respectability

The applicant shall have at least 100 million of registered capital and at least 1 billion of total capital.

III. Terms of Delivery

Supply capacity shall be at least 150,000 ton per month at ports appointed by ZCE.

IV. Location Requirement

1. The applicant must be large thermal coal enterprises of either production or distribution.

2. The applicant must maintain a long term and stable relationship with one of the ports appointed by ZCE for delivery of thermal coal futures;

3. The applicant shall specify places of delivery other than ports;

4. Places of delivery specified by the applicant shall major production, consumption or distribution centers of thermal coal where there are relatively more spot enterprises of thermal coal.

V. Other Requirements

1. Acknowledge and respect all transaction rules and implementation regulations formulated by ZCE;

2. All the requirements mentioned above are subject to alteration at ZCE's discretion in accordance with principle of careful supervision and risks of each business;

3. In conformity with other requirements laid out by ZCE;

4. Application documents that the applicants need to submit are open for download at ZCE homepage/Member service/delivery guidance/warehouse application.

We are very grateful that the member units may actively recommend qualified enterprises to conduct delivery business for thermal coal. Application documents shall be mailed(sent) to ZCE prior to March 25, 2014, whereby ZCE will select in accordance with the documents and field inspection.

Contact to: Feng Anjun Phone:0371-65612359; 13937151001

Address: Delivery Department of ZCE, NO. 69 of Weilai Road, Zhengzhou

March 13, 2014

ZCE's Announcement on Approve PTA Delivery Brands Exempted from Inspection

(2014)NO. 7

In accordance with *ZCE's Management Guidance Concerning Delivery Brands of PTA* and upon field survey, Ninbo Mitsubishi Chemical Company Limited and Shishi Jialong Petrochemical Spinning Company Limited are recognized as PTA delivery brands exempted from inspection.

March 19, 2014

**ZCE's Announcement on Rename of Appointed Delivery Warehouse for
Methanol Originally Named Jiangsu Haiqi Chemical Industry Storage Company
Limited**

(2014) NO. 8

In accordance with ZCE's Letter [2014]NO.65, the appointed delivery warehouse for methanol originally named "Jiangsu Haiqi Chemical Industry Storage Company Limited" is now renamed as "Jiangsu Haiqi Chemical Industry Storage Incorporated", while contact person and methods remain unchanged.

March 31, 2014



郑州商品交易所

Zhengzhou Commodity Exchange

地址：郑州市未来路69号

网址：<http://www.zcex.com.cn>