



Zhengzhou
Commodity Exchange

*MONTHLY
REPORT*

2

Contents

I	Market Summary	2
II	Price Charts of All Products	4
III	Trading Volume, Turnover, Open Interest and Physical Delivery	13
IV	List of Quotations	16
V	Daily Settlement Price by Contracts	20
VI	Announcements	28

I Market Summary

Strong Gluten Wheat Futures oscillated up. The dominant contract WH1805 fluctuated within 79 Yuan/ton between 2,579 and 2,658 Yuan/ton, and closed up 27 Yuan/ton or 1.05% at 2,605 Yuan/ton from the price of the last month-end.

Early Long-grain Non-glutinous Rice Futures oscillated with a smaller volume. The dominant contract RI1807 fluctuated within 209 Yuan/ton between 2,658 and 2,867 Yuan/ton, which did not trade at the month-end.

Late Long-grain Non-glutinous Rice Futures oscillated with a smaller volume. The dominant contract LR1805 fluctuated within 247 Yuan/ton between 2,964 and 3,211 Yuan/ton, which did not trade at the month-end.

Japonica Rice Futures oscillated with a smaller volume. The dominant contract RI1807 fluctuated within 92 Yuan/ton between 3,112 and 3,204 Yuan/ton, and did not trade at the month-end.

Cotton Futures fell after early rally. The dominant contract CF1805 fluctuated within 725 Yuan/ton between 14,910 and 15,635 Yuan/ton, and closed up 250 Yuan/ton or 1.67% at 15,195 Yuan/ton from the price of the last month-end.

Cotton Yarn Futures oscillated up. The dominant contract CY1805 fluctuated within 835 Yuan/ton between 22,800 and 23,635 Yuan/ton, and closed up 230 Yuan/ton or 1.00% at 23,330 Yuan/ton at the month-end.

Rapeseed Futures oscillated with a smaller volume. The dominant contract RS1809 fluctuated within 232 Yuan/ton between 5,318 and 5,550 Yuan/ton, and did not trade at the month-end.

Rapeseed Oil Futures fell after early rally. The dominant contract OI1805 fluctuated within 272 Yuan/ton between 6,380 and 6,652 Yuan/ton, and closed up 40 Yuan/ton or 0.62% at 6,458 Yuan/ton from the price of the last month-end.

Rapeseed Meal Futures oscillated up. The dominant contract RM1805 fluctuated within 112 Yuan/ton between 2,241 and 2,353 Yuan/ton, and closed up 55 Yuan/ton or 2.4% at 2,345 Yuan/ton from the price of the last month-end.

White Sugar Futures oscillated down. The dominant contract SR1805 fluctuated within 244 Yuan/ton between 5,721 and 5,965 Yuan/ton, and closed down 130 Yuan/ton or 2.19% at 5,807 Yuan/ton from the price of the last month-end.

Apple Futures oscillated down. The dominant contract AP1805 fluctuated within 661 Yuan/ton between 7,461 and 8,122 Yuan/ton, and closed down 601 Yuan/ton or 7.43%

at 7,487 Yuan/ton from the price of the last month-end.

Thermal Coal Futures oscillated up. The dominant contract ZC1805 fluctuated within 78.8 Yuan/ton between 601 and 679.8 Yuan/ton, and closed up 59 Yuan/ton or 9.75% at 664.4 Yuan/ton from the price of the last month-end.

PTA Futures oscillated up. The dominant contract TA1805 fluctuated within 300 Yuan/ton between 5,496 and 5,796 Yuan/ton, and closed up 206 Yuan/ton or 3.73% at 5,726 Yuan/ton from the price of the last month-end.

Methanol Futures fell after early rally. The dominant contract MA1805 fluctuated within 282 Yuan/ton between 2,758 and 3,040 Yuan/ton, and closed down 69 Yuan/ton or 2.42% at 2,784 Yuan/ton from the price of the last month-end.

Glass Futures oscillated down. The dominant contract FG1805 fluctuated within 76 Yuan/ton between 1,441 and 1,517 Yuan/ton, and closed down 5 Yuan/ton or 0.34% at 1,478 Yuan/ton from the price of the last month-end.

Ferrosilicon Futures oscillated up. The dominant contract SF1805 fluctuated within 742 Yuan/ton between 6,250 and 6,992 Yuan/ton, and closed up 84 Yuan/ton or 1.29% at 6,594 Yuan/ton from the price of the last month-end.

Silicon Manganese Futures oscillated up. The dominant contract SM1805 fluctuated within 870 Yuan/ton between 7,006 and 7,876 Yuan/ton, and closed up 386 Yuan/ton or 5.33% at 7,622 Yuan/ton at the month-end.

The total trading volume of ZCE in this month was 43,482,902 contracts, including 0 contracts of Common Wheat, 3,628 contracts of Strong Gluten Wheat, 14 contracts of Early Long-grain Non-glutinous Rice, 22 contracts of Late Long-grain Non-glutinous Rice, 25 contracts of Japonica Rice, 2,398,438 contracts of Cotton, 444 contracts of Cotton Yarn, 20 contracts of Rapeseed, 1,353,104 contracts of Rapeseed Oil, 5,284,985 contracts of Rapeseed Meal, 3,728,469 contracts of White Sugar, 469,794 contracts of Apple Futures, 2,914,724 contracts of Thermal Coal Futures, 9,238,983 contracts of PTA, 10,415,010 contracts of Methanol, 2,853,528 contracts of Glass Futures, 3,049,072 contracts of Ferrosilicon Futures and 1,772,642 contracts of Silicon Manganese Futures.

The month-end open interest was 3,294,681 contracts in total, including 1 contracts of Common Wheat, 1,045 contracts of Strong Gluten Wheat, 1 contracts of Early Long-grain Non-glutinous Rice, 4 contracts of Late Long-grain Non-glutinous Rice, 3 contracts of Japonica Rice, 239,042 contracts of Cotton, 39 contracts of Cotton Yarn, 12 contracts of Rapeseed, 218,417 contracts of Rapeseed Oil, 533,215 contracts of Rapeseed Meal, 351,654 contracts of White Sugar, 21,949 contracts of Apple Futures, 248,339 contracts of Thermal Coal, 902,660 contracts of PTA, 398,948 contracts of

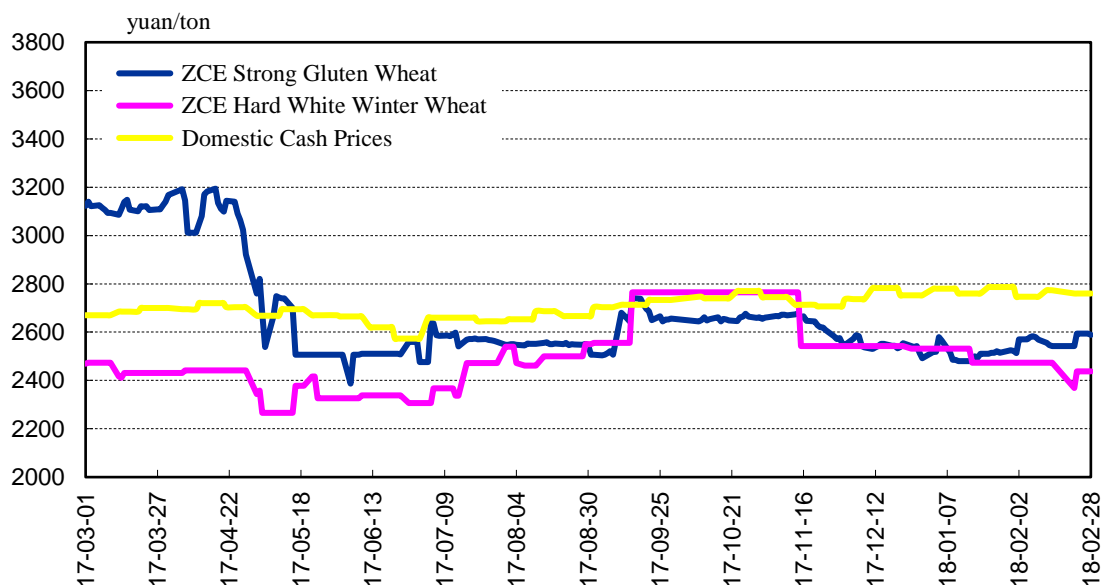
Methanol, 252,709 contracts of Glass, 81,443 contracts of Ferrosilicon and 45,200 contracts of Silicon Manganese.

The trading volume of White Sugar option in this month was 266,534 contracts, and the month-end open interest of White Sugar option was 96,379 contracts.

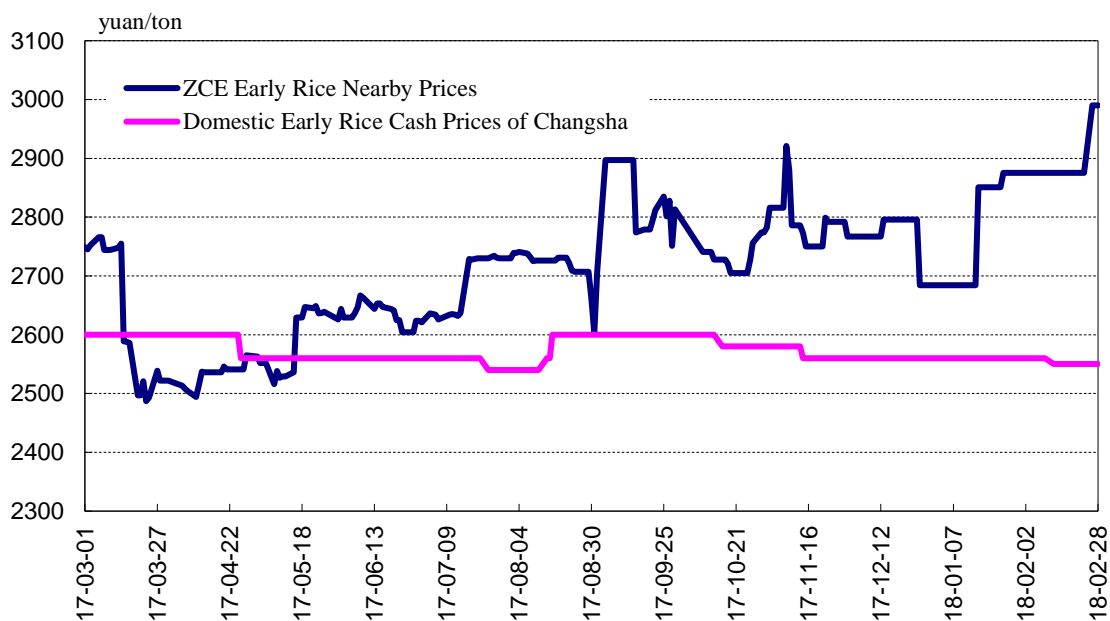
(Note: the trading volume and open interest are counted unilaterally)

II Price Charts of All Products

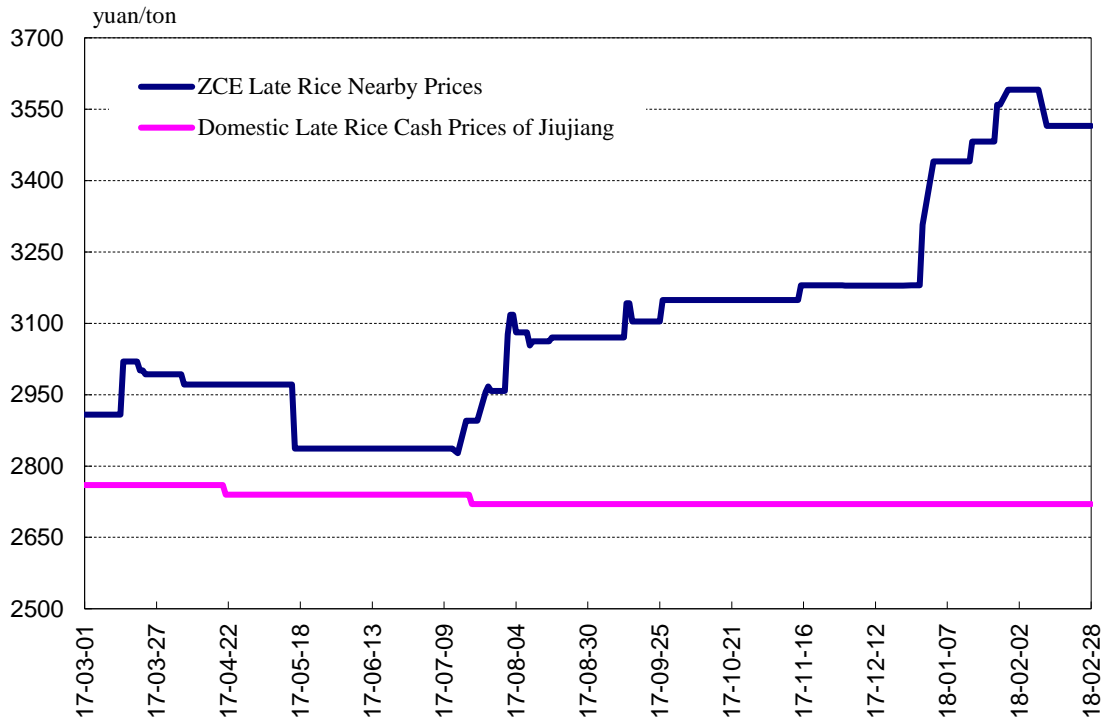
ZCE Wheat Futures Prices vs Domestic Cash Prices Chart



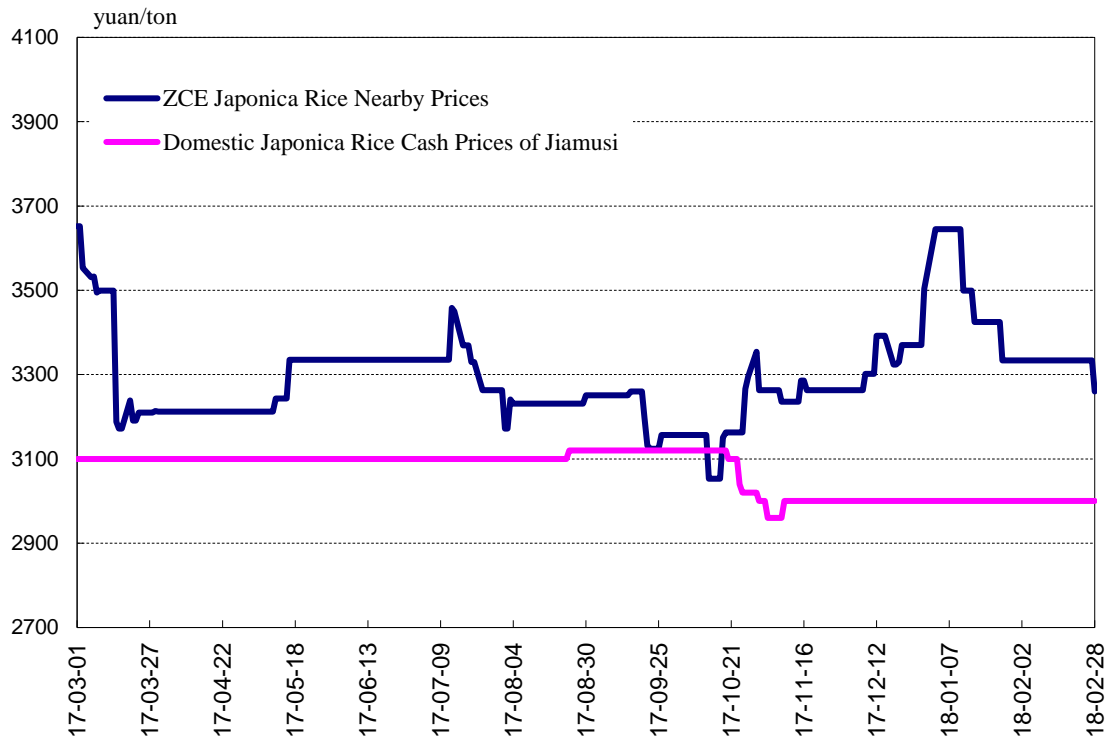
ZCE Early Rice Futures Prices vs Domestic Cash Prices Chart



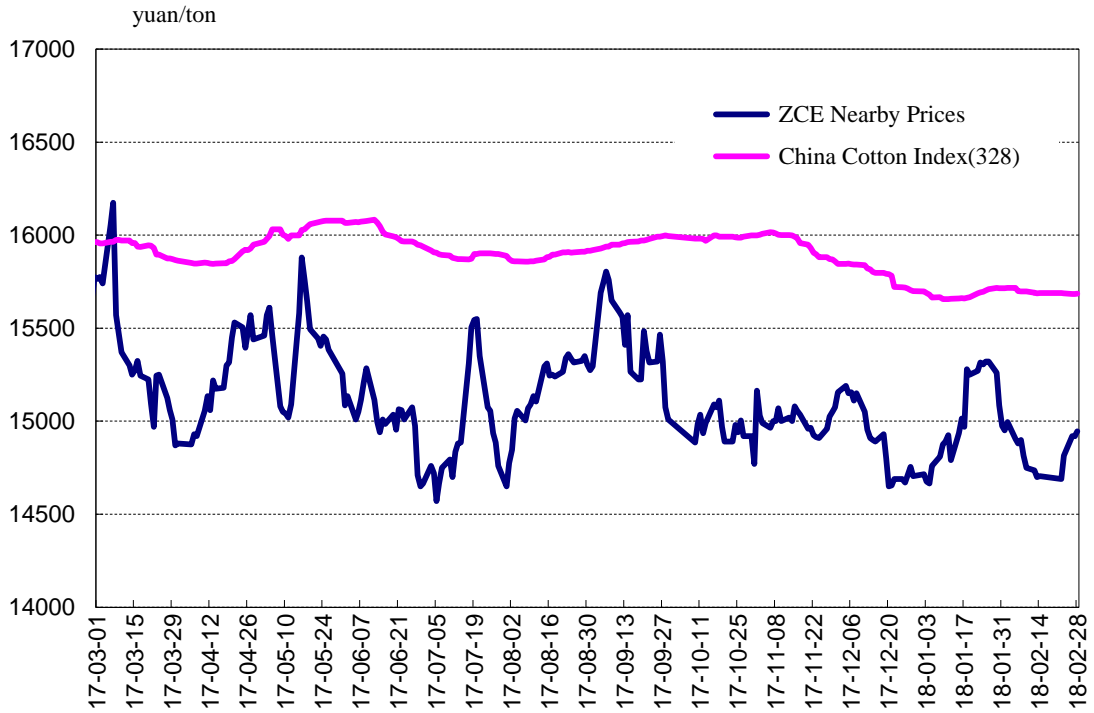
ZCE Late Rice Futures Prices vs Domestic Cash Prices Chart



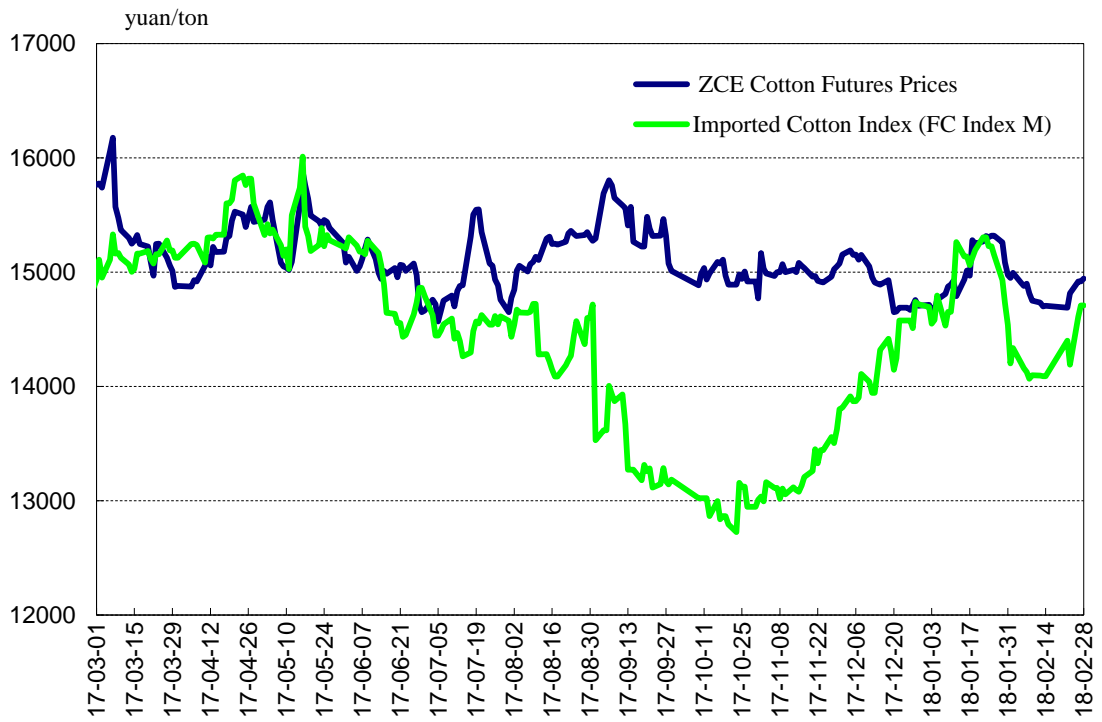
ZCE Japonica Rice Futures Prices vs Domestic Cash Prices Chart



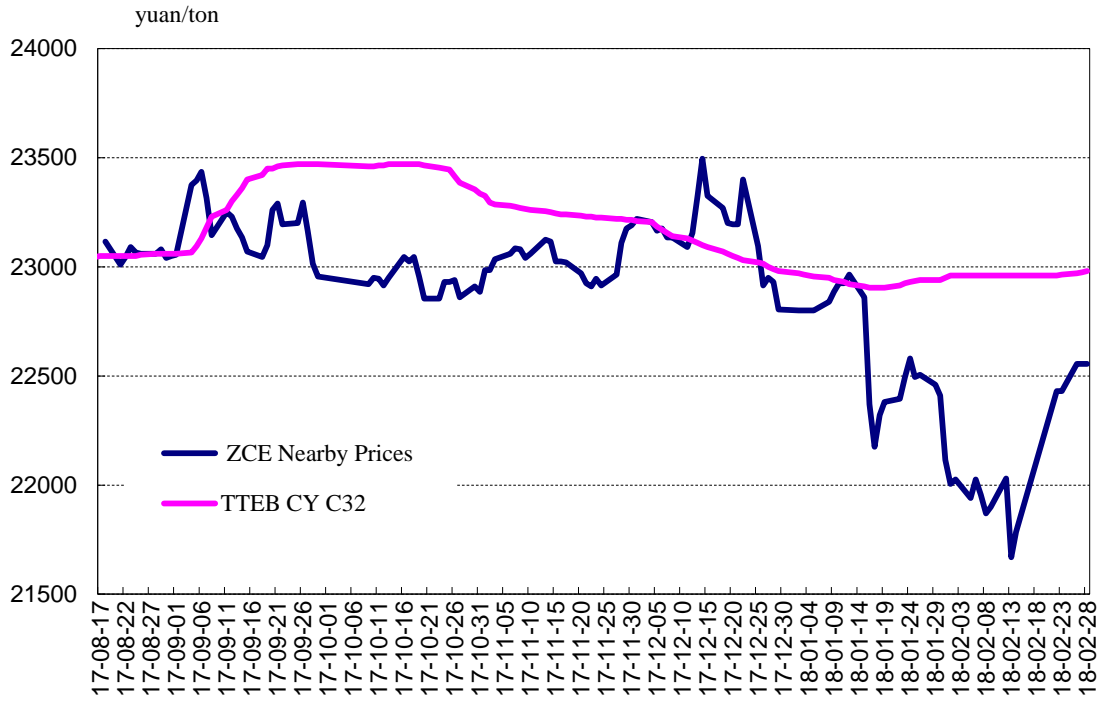
ZCE Cotton Futures vs China Cotton Index Chart



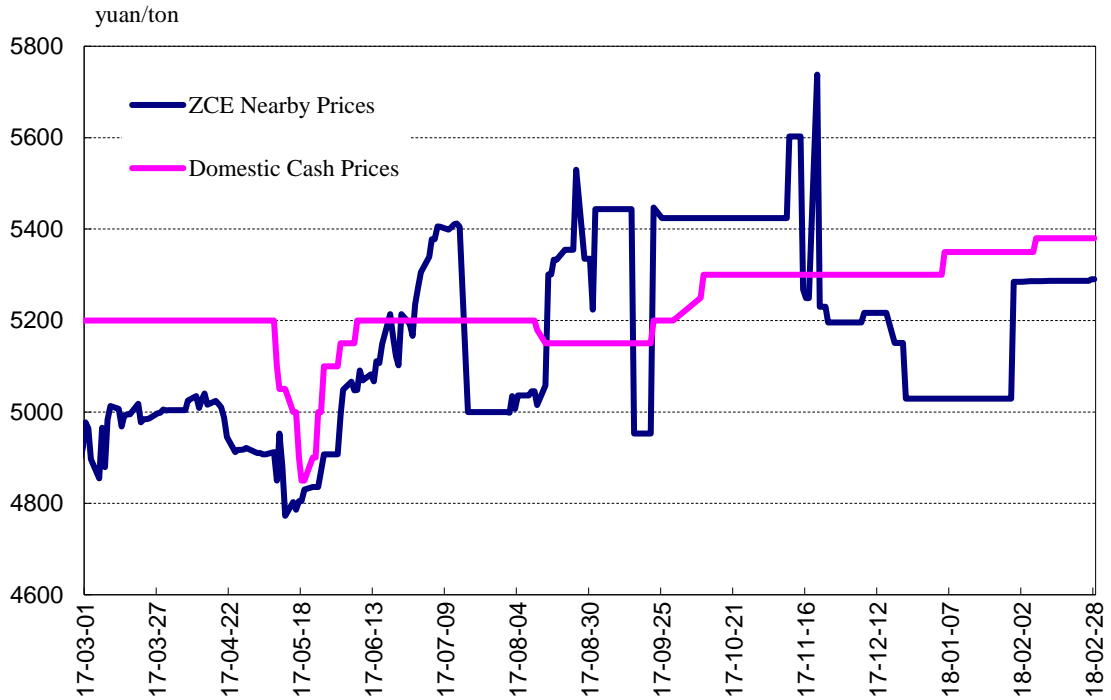
ZCE Cotton Futures Prices vs Imported Cotton Prices



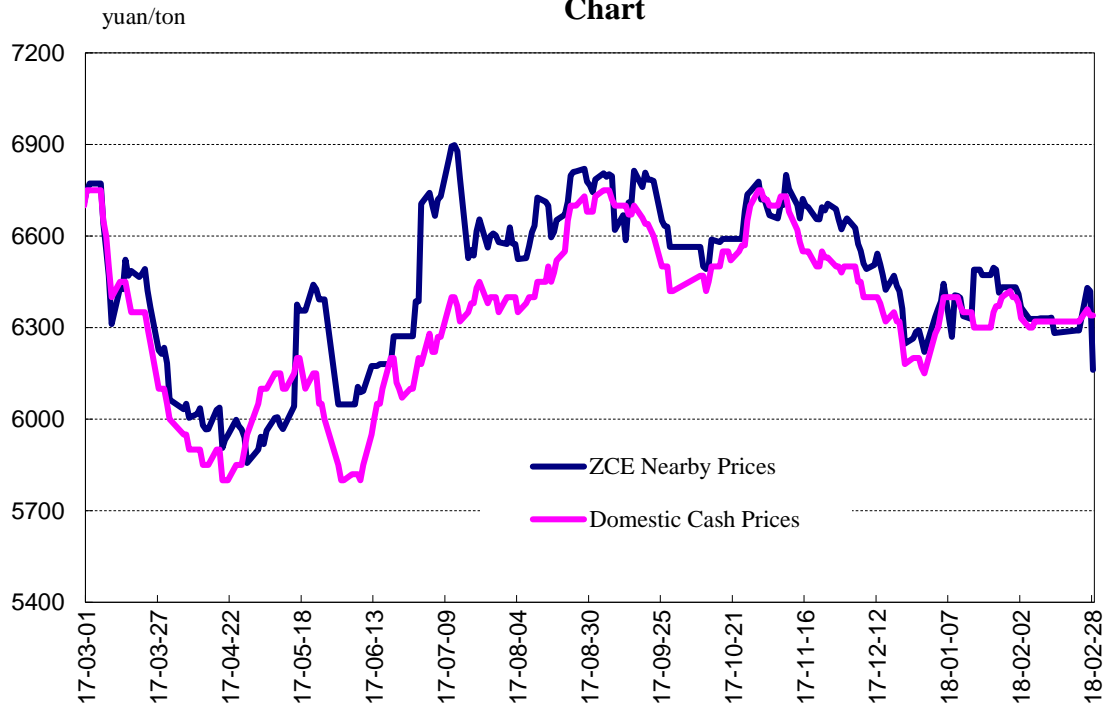
ZCE Cotton Yarn vs China Cotton Yarn Index Chart



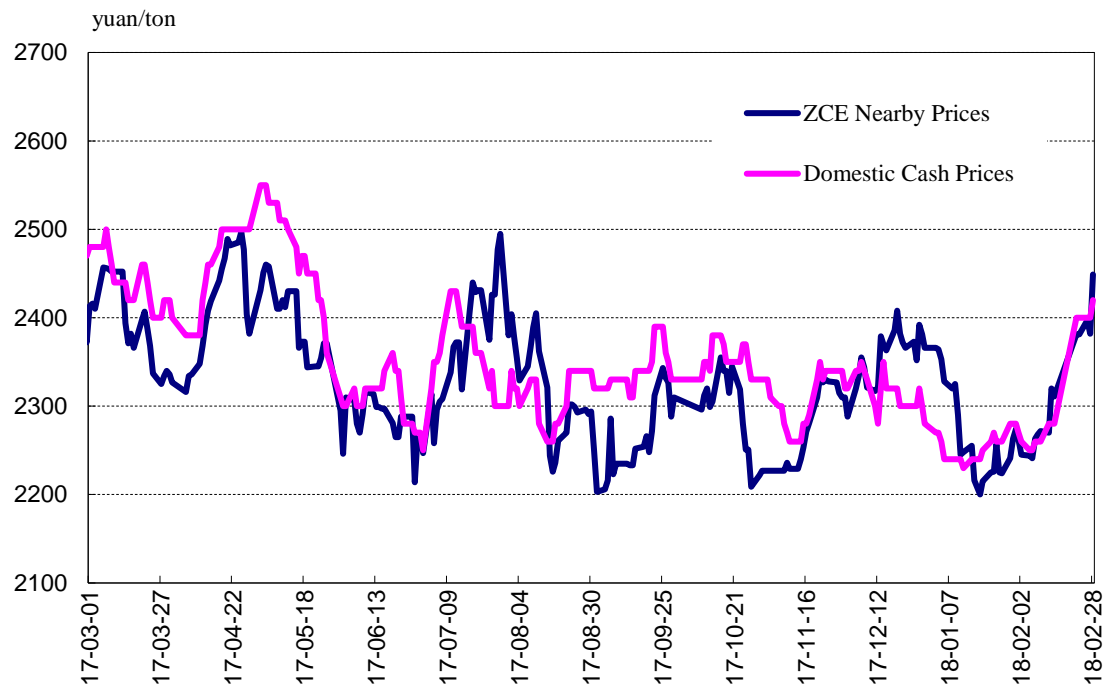
ZCE Rapeseed Futures Prices vs Domestic Cash Prices Chart



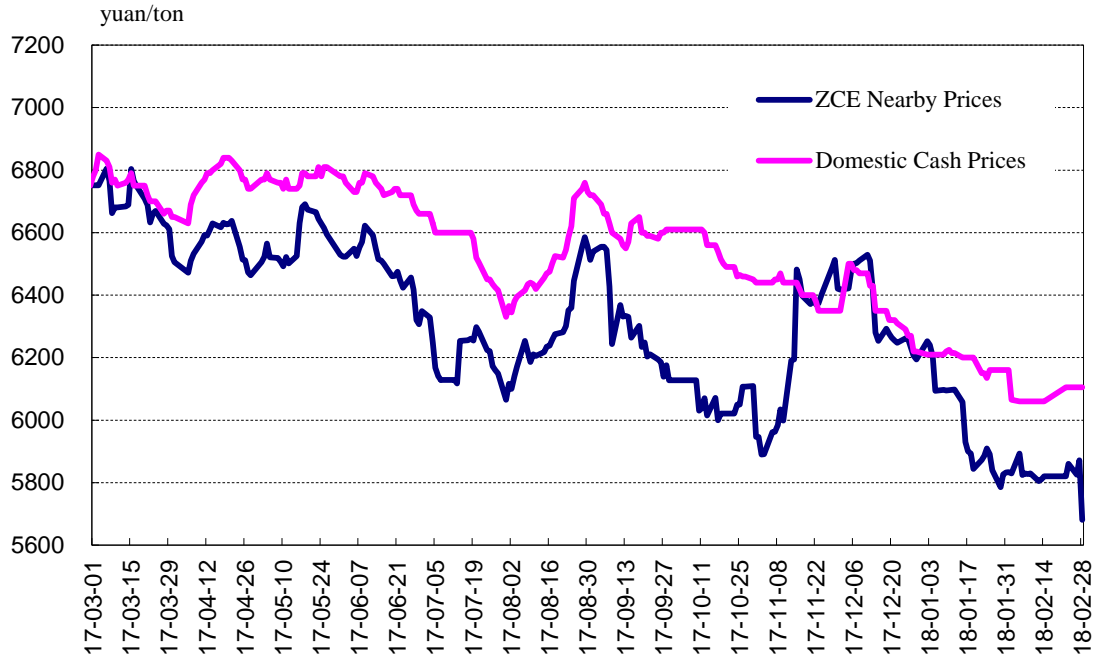
**ZCE Rapeseed Oil Futures Prices vs Domestic Cash Prices
Chart**



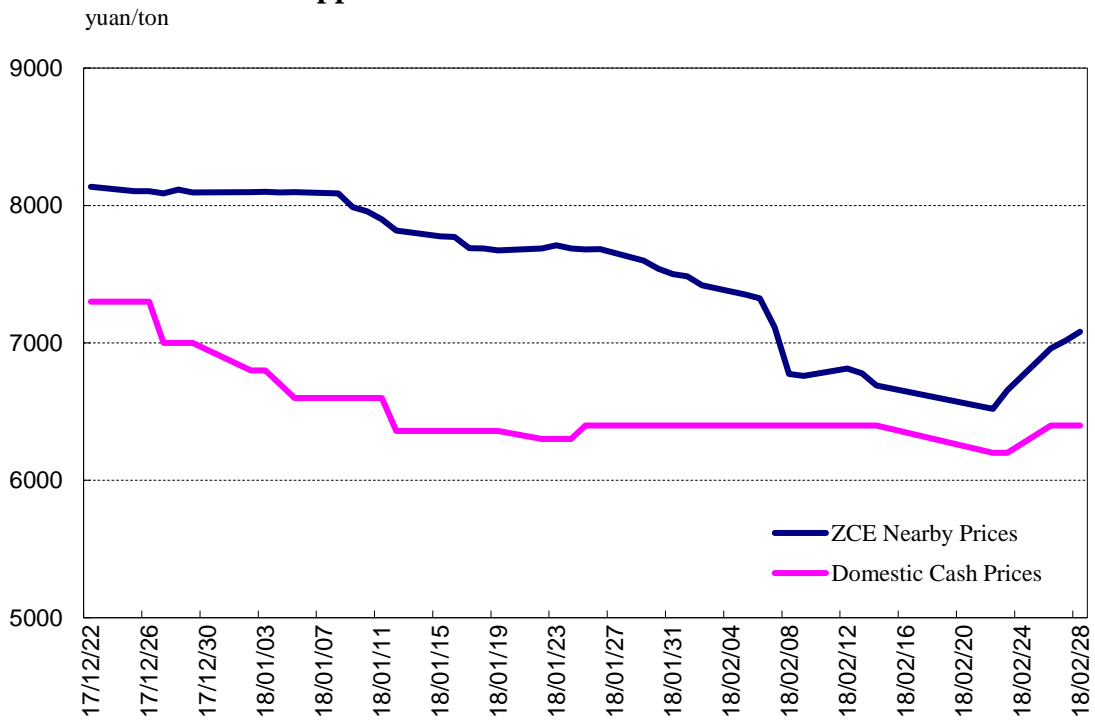
ZCE Rapeseed Meal Futures Prices vs Domestic Cash Prices Chart



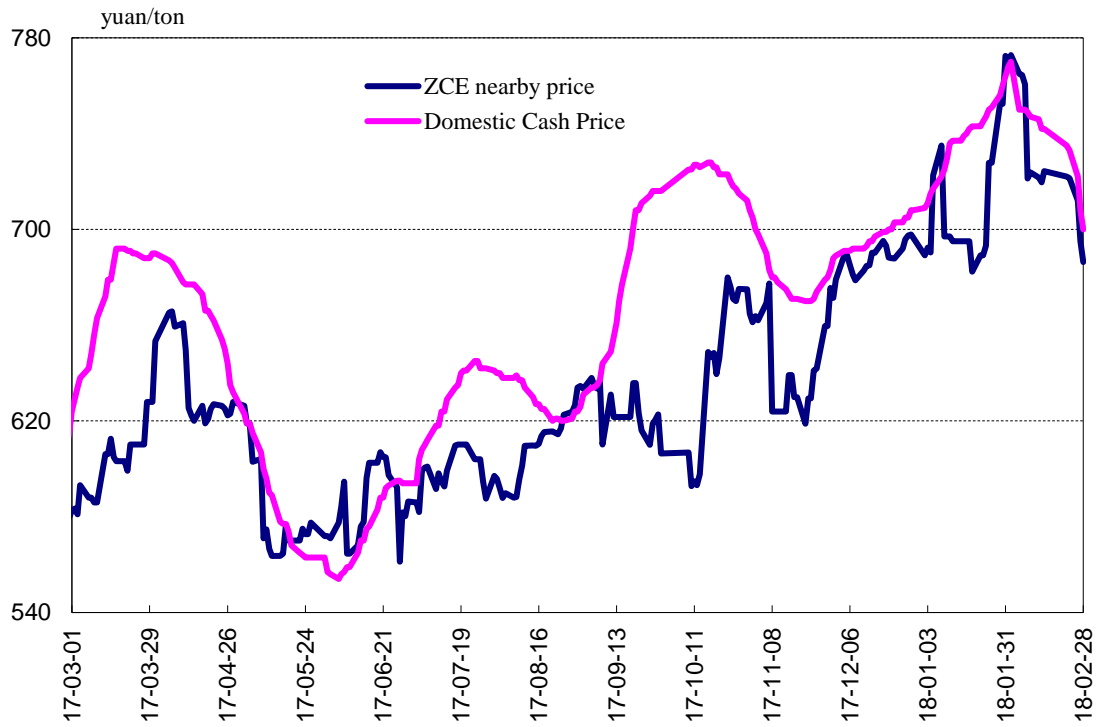
ZCE Sugar Futures Prices vs Domestic Cash Prices Chart



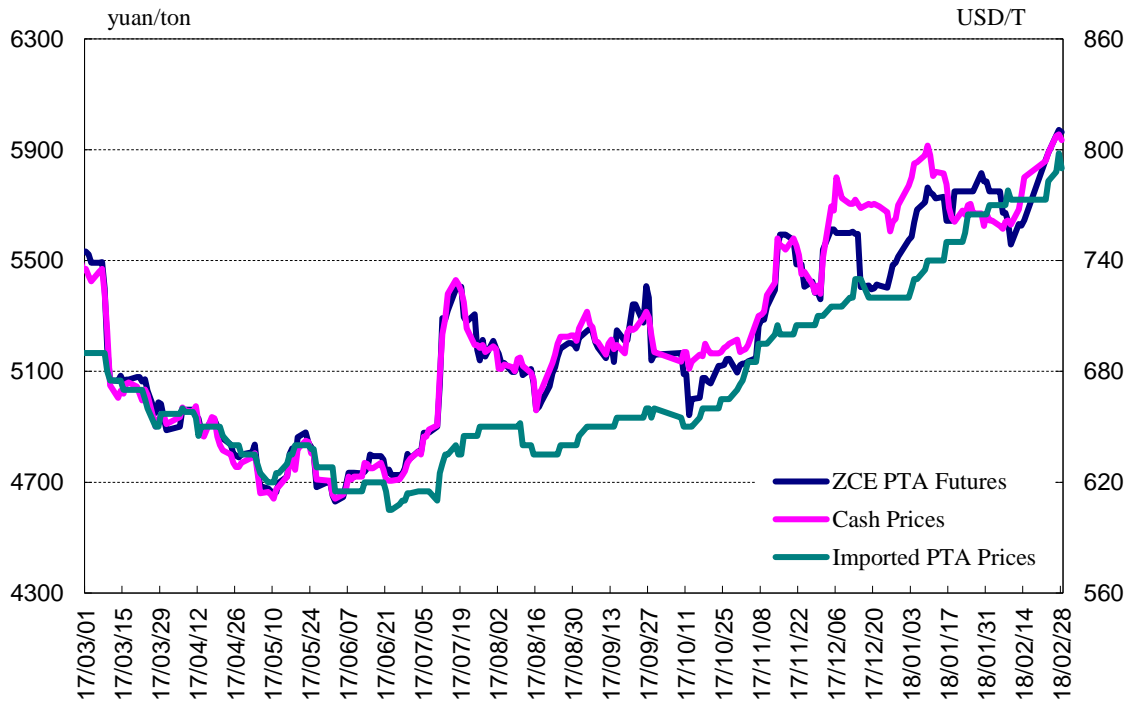
ZCE Apple Futures Prices vs Domestic Cash Prices Chart



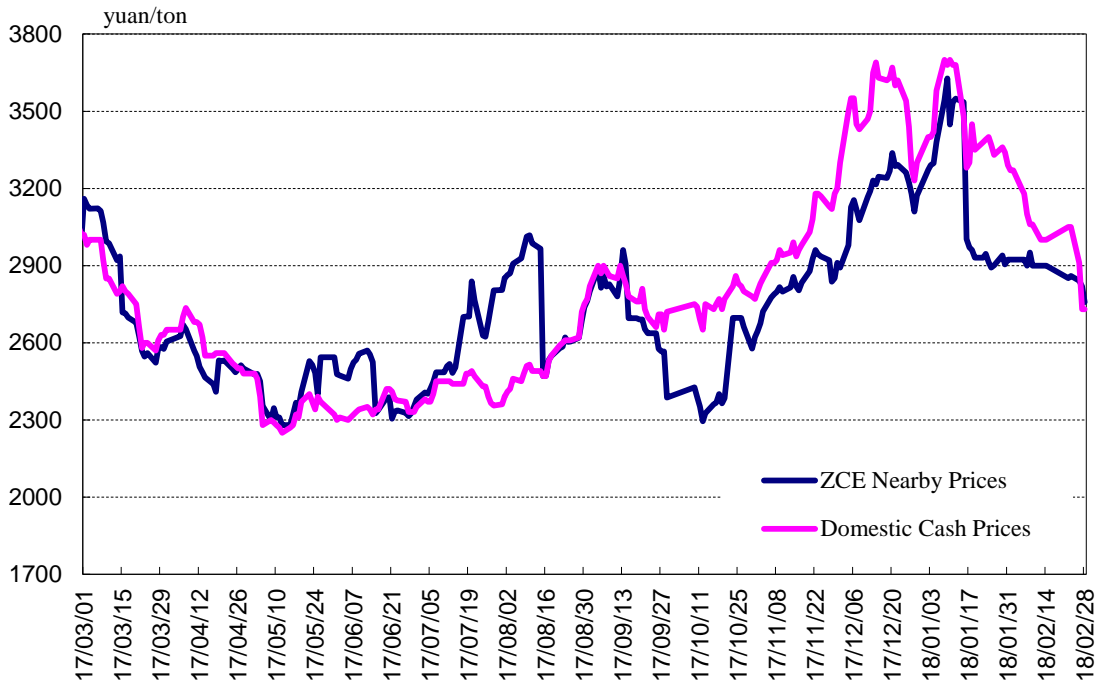
ZCE Thermal coal Futures vs Domestic Cash Prices Chart



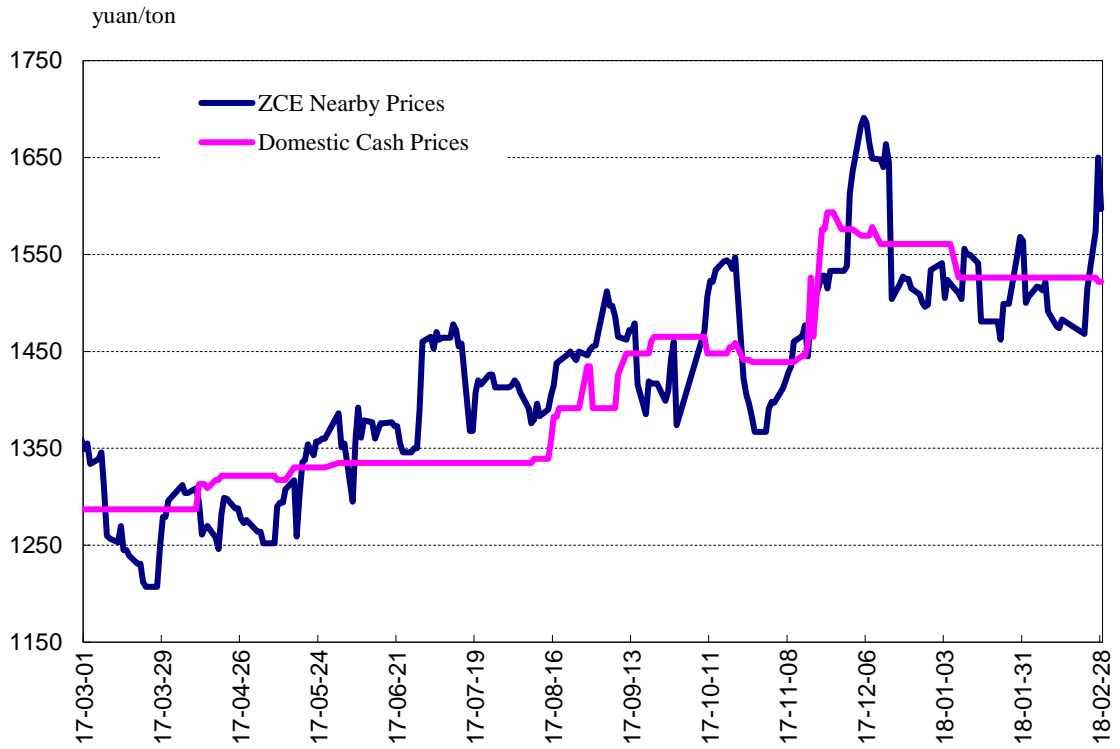
ZCE PTA Futures vs PTA Cash Prices Chart



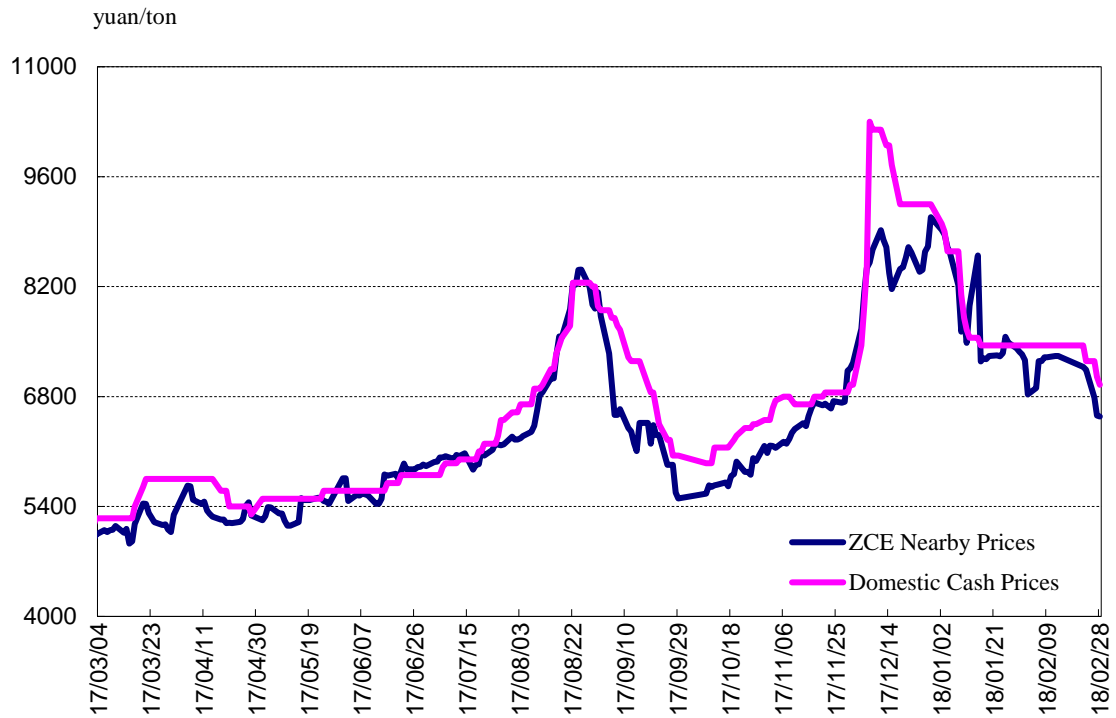
ZCE Methanol Futures Prices vs Domestic Cash Prices Chart



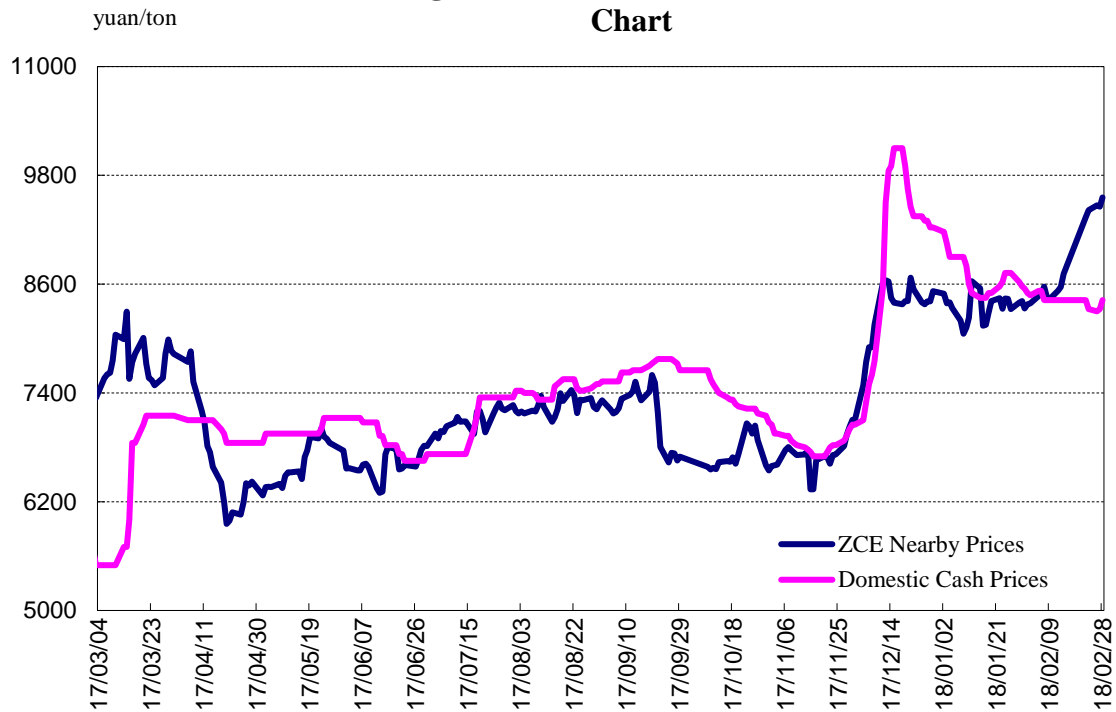
ZCE Glass Futures Prices vs Domestic Cash Prices Chart



ZCE Ferrosilicon Futures Prices vs Domestic Cash Prices Chart



ZCE Silicon Manganese Futures Prices vs Domestic Cash Prices Chart



III Trading Volume, Turnover, Open Interest and Physical Delivery

Trading Volume

	Feb. -18	Feb. -17	Change%	Jan.'- Feb.'2018	Jan.'- Feb.'2017	Change%
Apple (AP)	5,809,106		-	6,748,694	0	-
Cotton No.1 (CF)	1,793,642	4,190,486	-57.20%	6,590,518	8,337,672	-20.95%
Cotton Yarn (CY)	182		-	1,070	0	-
Early Rice (ER)			-	0	0	-
Flat Glass (FG)	3,947,394	7,301,172	-45.93%	9,654,450	13,257,282	-27.18%
Japonica Rice (JR)	4	36	-88.89%	54	122	-55.74%
Late Rice (LR)	14	122	-88.52%	58	138	-57.97%
Methanol (MA)	11,672,198	19,025,822	-38.65%	32,502,218	35,477,866	-8.39%
Methanol (ME)			-	0	0	-
Rapeseed Oil (OI)	1,817,076	3,648,190	-50.19%	4,523,284	6,850,534	-33.97%
Common Wheat (PM)	10	8	25.00%	10	14	-28.57%
Early Rice (RI)	4	222	-98.20%	32	426	-92.49%
Rapeseed Meal (RM)	7,144,446	12,906,502	-44.64%	17,714,416	24,826,826	-28.65%
Rapeseed Oil (RO)			-	0	0	-
Rapeseed (RS)	44	356	-87.64%	84	1,098	-92.35%
Ferrosilicon (SF)	2,251,480	65,888	3,317.13%	8,349,624	113,158	7,278.73%
Silicon Manganese (SM)	2,021,322	1,000,400	102.05%	5,566,606	1,636,188	240.22%
Sugar (SR)	3,861,340	8,134,732	-52.53%	11,318,278	15,652,912	-27.69%
PTA	10,353,114	28,345,996	-63.48%	28,831,080	55,686,494	-48.23%
Thermal Coal (TC)			-	0	0	-
Strong Gluten Wheat (WH)	4,944	101,044	-95.11%	12,200	183,260	-93.34%
Strong Gluten Wheat (WS)			-	0	0	-
Hard White Wheat (WT)			-	0	0	-
Thermal Coal (ZC)	4,743,614	2,464,238	92.50%	10,573,062	4,550,774	132.34%
Total	55,419,934	87,185,214	-36.43%	142,385,738	166,574,764	-14.52%

Note: 1. Unit: Trading volume in contract; 2. Trading volume includes buying and selling volume; 3. Contract size: 10 tons (WT & ER & SR & OI & RS & RM & MA & AP), 5 tons(CF & TA & RO & SF & SM & CY), 50tons (ME & PM), 20 tons (RI & WH & FG & JR & LR), 200 tons(TC), 100 tons (ZC); 4. EFPs included .

Turnover

	Feb. -18	Feb. -17	Change%	Jan.'- Feb.'2018	Jan.'- Feb.'2017	Change%
Apple (AP)	39,867,646		-	47,115,092	0	-
Cotton No.1 (CF)	13,592,487	33,267,343	-59.14%	50,496,839	65,006,593	-22.32%
Cotton Yarn (CY)	2,107		-	12,429	0	-

Early Rice (ER)			-	0	0	-
Flat Glass (FG)	11,672,029	19,810,181	-41.08%	28,568,950	34,949,067	-18.26%
Japonica Rice (JR)	26	233	-88.84%	373	811	-54.01%
Late Rice (LR)	87	710	-87.75%	367	800	-54.12%
Methanol (MA)	32,151,636	56,812,597	-43.41%	92,042,360	102,237,817	-9.97%
Methanol (ME)			-	0	0	-
Rapeseed Oil (OI)	11,610,421	25,843,857	-55.07%	29,319,706	48,887,627	-40.03%
Common Wheat (PM)	130	98	32.65%	130	178	-26.97%
Early Rice (RI)	23	1,211	-98.10%	180	2,297	-92.16%
Rapeseed Meal (RM)	17,000,924	31,728,412	-46.42%	41,272,098	59,935,942	-31.14%
Rapeseed Oil (RO)			-	0	0	-
Rapeseed (RS)	230	1,757	-86.91%	448	5,421	-91.74%
Ferrosilicon (SF)	7,559,195	166,301	4,445.49%	27,737,937	284,513	9,649.27%
Silicon Manganese(SM)	7,911,313	3,086,815	156.29%	21,122,400	5,171,569	308.43%
Sugar (SR)	22,295,289	55,937,853	-60.14%	65,685,454	107,589,467	-38.95%
PTA	29,444,305	81,101,824	-63.69%	81,721,137	155,737,995	-47.53%
Thermal Coal (TC)			-	0	0	-
Strong Gluten Wheat (WH)	25,833	606,257	-95.74%	63,792	1,095,986	-94.18%
Strong Gluten Wheat (WS)			-	0	0	-
Hard White Wheat (WT)			-	0	0	-
Thermal Coal (ZC)	30,897,461	13,519,062	128.55%	68,877,981	24,288,279	183.59%
Total	224,031,142	321,884,511	-30.40%	554,037,673	605,194,362	-8.45%

Note: 1. Turnover in 10,000 Yuan; 2. Turnover includes buying and selling volume; 3. EFPs included .

Open Interest

	Feb. -18	Feb.-17	Change%	Jan. -2018	Change%
Apple (AP)	96,678		-	43,898	120.23%
Cotton No.1 (CF)	420,840	414,986	1.41%	478,084	-11.97%
Cotton Yarn (CY)	48		-	78	-38.46%
Early Rice (ER)			-		0.00%
Flat Glass (FG)	520,846	291,310	78.79%	505,418	3.05%
Japonica Rice (JR)	2	16	-87.50%	6	-66.67%
Late Rice (LR)	2	4	-50.00%	8	-75.00%
Methanol (MA)	803,832	718,886	11.82%	797,896	0.74%
Methanol (ME)			-		0.00%
Rapeseed Oil (OI)	439,512	433,712	1.34%	436,834	0.61%
Common Wheat (PM)	2	2	-	2	0.00%
Early Rice (RI)	4	26	-84.62%	2	100.00%

Rapeseed Meal (RM)	1,106,174	1,176,850	-6.01%	1,066,430	3.73%
Rapeseed Oil (RO)			-		0.00%
Rapeseed (RS)	14	138	-89.86%	24	-41.67%
Ferrosilicon (SF)	210,002	15,476	1,256.95%	162,886	28.93%
Silicon Manganese(SM)	153,246	95,750	60.05%	90,400	69.52%
Sugar (SR)	652,982	730,304	-10.59%	703,308	-7.16%
PTA	1,650,984	2,850,510	-42.08%	1,805,320	-8.55%
Thermal Coal (TC)			-		0.00%
Strong Gluten Wheat (WH)	2,200	25,246	-91.29%	2,090	5.26%
Strong Gluten Wheat (WS)			-		0.00%
Hard White Wheat (WT)			-		0.00%
Thermal Coal (ZC)	433,268	303,582	42.72%	496,678	-12.77%
Total	6,490,636	7,056,798	-8.02%	6,589,362	-1.50%

Note: 1. Unit: Trading volume in contract; 2. Trading volume includes buying and selling volume; 3. Contract size: 10 tons (WT & ER & SR & OI & RS & RM & MA & AP), 5 tons(CF & TA & RO & SF & SM & CY), 50tons (ME & PM),20 tons (RI & WH & FG & JR & LR) , 200 tons(TC) ,100 tons (ZC) .

Physical Delivery

	Feb.2018 Delivery Volume	Feb.2018 EFPs	Feb.2017 Delivery Volume	Feb.2017 EFPs	Jan.'- Feb.' 2018	Jan.'- Feb.' 2017
AP						
CF					13,360	7,600
CY	0	0			8	
ER						
FG	0	0	1	0	2,995	525
JR					0	0
LR					0	0
MA	33	0	0	0	4,692	3,035
ME						
OI					7,445	8,874
PM					0	0
RI					0	0
RM					9,732	5,100
RO						
RS						
SF	287	0	0	0	1,358	49
SM	0	0	0	0	6,881	196
SR					74,527	44,973
TA	4	0	3	0	36,067	34,854
TC						
WH					324	1,801

WS						
WT						
ZC	0	0	0	0	12,200	1,000
Total	324	0	4	0	169,589	108,007

Note: 1. Unit: Trading volume in contract; 2. Trading volume includes buying and selling volume; 3. Contract size: 10 tons (WT & ER & SR &OI & RS & RM & MA & AP), 5 tons(CF & TA & RO & SF & SM & CY), 50tons (ME & PM),20 tons (RI & WH & FG & JR & LR) , 200 tons(TC) ,100 tons (ZC) .

IV List of Quotations

Contract	Open	High	Low	Close	O.I	Change	Settlement	Volume	Turnover
AP805	7,492.00	7,515.00	6,471.00	7,098.00	66,560	29,988	7,082	5,233,698	3,626.62
AP807	7,504.00	7,511.00	6,458.00	7,169.00	3,706	3,374	7,178	53,938	37.815
AP810	6,917.00	6,939.00	5,841.00	6,257.00	19,340	13,970	6,263	482,168	297.956
AP811	6,955.00	6,964.00	5,792.00	6,245.00	2,752	2,244	6,262	20,032	12.314
AP812	6,966.00	6,982.00	0	6,291.00	694	376	6,306	4,282	2.656
AP901	7,041.00	7,049.00	5,927.00	6,350.00	3,626	2,828	6,353	14,988	9.402
Subtotal					96,678			5,809,106	3,986.77
CF803	14,950.00	14,995.00	0	14,920.00	3,124	338	14,945	1,212	0.898
CF805	15,185.00	15,260.00	14,840.00	15,195.00	275,840	-108,256	15,195	1,487,904	1,121.53
CF807	15,260.00	15,390.00	0	15,390.00	208	124	15,385	212	0.161
CF809	15,590.00	15,725.00	15,290.00	15,670.00	112,798	40,036	15,665	266,768	207.224
CF811	15,765.00	15,890.00	0	15,865.00	52	0	15,865	40	0.031
CF901	15,600.00	15,915.00	15,450.00	15,830.00	28,818	10,514	15,840	37,506	29.401
Subtotal					420,840			1,793,642	1,359.25
CY802	0	0	0	0	0	0	21,785	0	0
CY803	0	0	0	0	0	0	22,555	0	0
CY804	0	0	0	0	0	0	22,590	0	0
CY805	23,305.00	23,750.00	0	23,350.00	24	-14	23,070	154	0.178
CY806	0	0	0	0	0	0	22,740	0	0
CY807	0	0	0	0	0	0	23,350	0	0
CY808	0	0	0	0	2	0	24,025	0	0
CY809	23,120.00	23,220.00	0	23,200.00	20	-14	23,215	20	0.023
CY810	0	0	0	0	2	0	23,510	0	0
CY811	24,580.00	24,580.00	0	23,100.00	0	-2	23,320	8	0.009
CY812	0	0	0	0	0	0	22,925	0	0
CY901	0	0	0	0	0	0	22,560	0	0
CY902	0	0	0	0	0	0	22,560	0	0
Subtotal					48			182	0.211
FG802	1,500.00	1,500.00	0	1,500.00	0	-8	1,483	8	0.002

FG803	1,504.00	1,598.00	0	1,597.00	6	4	1,597	52	0.016
FG804	1,461.00	1,535.00	0	1,484.00	6	0	1,478	96	0.028
FG805	1,480.00	1,518.00	1,435.00	1,496.00	404,410	-2,022	1,493	3,592,102	1,059.86
FG806	1,530.00	1,558.00	1,483.00	1,534.00	11,780	704	1,533	9,272	2.825
FG807	1,506.00	1,514.00	0	1,504.00	2	-28	1,509	34	0.01
FG808	1,514.00	1,514.00	0	1,494.00	10	2	1,509	4	0.001
FG809	1,510.00	1,549.00	1,476.00	1,520.00	100,876	16,376	1,519	341,254	103.152
FG810	1,498.00	1,521.00	0	1,506.00	28	8	1,505	42	0.012
FG811	1,502.00	1,507.00	0	1,495.00	10	-2	1,503	32	0.01
FG812	1,475.00	1,485.00	0	1,483.00	14	2	1,484	22	0.006
FG901	1,435.00	1,462.00	1,402.00	1,450.00	3,704	392	1,446	4,476	1.282
FG902	0	0	0	0	0	0	1,425	0	0
Subtotal					520,846			3,947,394	1,167.20
JR803	3,260.00	3,260.00	0	3,260.00	0	-2	3,260	2	0.001
JR805	0	0	0	0	0	0	3,391	0	0
JR807	3,166.00	3,166.00	0	3,166.00	2	-2	3,096	2	0.001
JR809	0	0	0	0	0	0	3,270	0	0
JR811	0	0	0	0	0	0	3,312	0	0
JR901	0	0	0	0	0	0	3,312	0	0
Subtotal					2			4	0.003
LR803	0	0	0	0	0	0	3,515	0	0
LR805	3,114.00	3,127.00	0	3,119.00	2	-6	3,117	14	0.009
LR807	0	0	0	0	0	0	3,373	0	0
LR809	0	0	0	0	0	0	3,373	0	0
LR811	0	0	0	0	0	0	3,373	0	0
LR901	0	0	0	0	0	0	3,373	0	0
Subtotal					2			14	0.009
MA802	2,950.00	2,950.00	0	2,950.00	0	-64	2,900	2	0.001
MA803	2,949.00	2,993.00	2,700.00	2,750.00	1,624	-956	2,757	2,140	0.61
MA804	2,800.00	2,864.00	0	2,667.00	14	4	2,667	20	0.006
MA805	2,786.00	2,833.00	2,661.00	2,678.00	672,030	-35,948	2,682	11,279,714	3,110.15
MA806	2,769.00	2,798.00	0	2,683.00	16	8	2,673	154	0.042
MA807	2,767.00	2,767.00	0	2,703.00	20	18	2,698	46	0.012
MA808	0	0	0	0	2	0	2,675	0	0
MA809	2,706.00	2,733.00	2,621.00	2,660.00	120,372	41,058	2,660	373,774	99.926
MA810	0	0	0	0	4	0	2,668	0	0
MA811	0	0	0	0	4	0	2,680	0	0
MA812	2,706.00	2,706.00	0	2,669.00	2	0	2,688	10	0.003
MA901	2,736.00	2,756.00	2,644.00	2,703.00	9,742	1,814	2,702	16,328	4.414
MA902	2,758.00	2,758.00	0	2,698.00	2	2	2,698	10	0.003
Subtotal					803,832			11,672,198	3,215.16
OI803	6,290.00	6,568.00	0	6,162.00	16	14	6,162	40	0.026

OI805	6,450.00	6,458.00	6,198.00	6,390.00	248,004	-39,110	6,364	1,420,582	899.354
OI807	6,462.00	6,498.00	0	6,498.00	154	2	6,546	8	0.005
OI809	6,686.00	6,688.00	6,468.00	6,650.00	153,020	21,142	6,630	360,094	237.289
OI811	0	0	0	0	6	0	6,676	0	0
OI901	6,772.00	6,804.00	6,596.00	6,792.00	38,312	20,630	6,772	36,352	24.368
Subtotal					439,512			1,817,076	1,161.04
PM803	0	0	0	0	0	0	2,438	0	0
PM805	2,478.00	2,654.00	0	2,642.00	2	0	2,625	10	0.013
PM807	0	0	0	0	0	0	2,741	0	0
PM809	0	0	0	0	0	0	2,741	0	0
PM811	0	0	0	0	0	0	2,625	0	0
PM901	0	0	0	0	0	0	2,625	0	0
Subtotal					2			10	0.013
RI803	0	0	0	0	0	0	2,990	0	0
RI805	0	0	0	0	0	0	2,863	0	0
RI807	0	0	0	0	2	0	2,792	0	0
RI809	0	0	0	0	0	0	2,870	0	0
RI811	0	0	0	0	0	0	2,900	0	0
RI901	2,945.00	2,945.00	0	2,854.00	2	2	2,900	4	0.002
Subtotal					4			4	0.002
RM803	2,254.00	2,450.00	0	2,450.00	650	-82	2,449	350	0.083
RM805	2,335.00	2,500.00	2,300.00	2,493.00	708,234	-42,620	2,484	6,140,804	1,462.30
RM807	2,336.00	2,507.00	2,300.00	2,507.00	3,814	216	2,500	522	0.128
RM808	2,352.00	2,512.00	0	2,508.00	29,428	-2,096	2,482	12,218	2.971
RM809	2,343.00	2,475.00	2,303.00	2,472.00	245,820	41,782	2,456	890,766	211.762
RM811	2,287.00	2,385.00	2,254.00	2,380.00	99,314	31,902	2,379	41,074	9.515
RM901	2,238.00	2,355.00	2,209.00	2,315.00	18,914	10,642	2,299	58,712	13.334
Subtotal					1,106,174			7,144,446	1,700.09
RS807	5,286.00	5,286.00	0	5,286.00	6	-2	5,290	2	0.001
RS808	0	0	0	0	0	0	5,257	0	0
RS809	5,253.00	5,374.00	0	5,309.00	8	-8	5,289	38	0.02
RS811	4,260.00	5,100.00	0	5,100.00	0	0	4,680	4	0.002
Subtotal					14			44	0.023
SF802	7,262.00	7,320.00	0	7,300.00	0	-574	7,300	1,210	0.442
SF803	7,188.00	7,348.00	0	6,502.00	14	-46	6,544	228	0.078
SF804	7,112.00	7,194.00	0	6,944.00	40	-64	6,926	244	0.086
SF805	6,606.00	6,888.00	6,552.00	6,794.00	201,792	45,536	6,796	2,226,320	747.616
SF806	6,738.00	6,804.00	0	6,792.00	18	14	6,792	18	0.006
SF807	0	0	0	0	0	0	6,926	0	0
SF808	0	0	0	0	0	0	7,086	0	0
SF809	6,440.00	6,684.00	6,400.00	6,604.00	7,416	2,218	6,630	21,464	7.044
SF810	0	0	0	0	0	0	6,848	0	0
SF811	0	0	0	0	0	0	7,028	0	0

SF812	0	0	0	0	0	0	6,926	0	0
SF901	6,404.00	6,610.00	6,332.00	6,548.00	722	32	6,560	1,996	0.647
SF902	0	0	0	0	0	0	6,532	0	0
Subtotal					210,002			2,251,480	755.919
SM802	0	0	0	0	0	0	8,714	0	0
SM803	0	0	0	0	0	0	9,556	0	0
SM804	0	0	0	0	0	0	9,100	0	0
SM805	7,630.00	8,172.00	7,540.00	8,152.00	149,874	60,652	8,094	2,011,418	787.385
SM806	0	0	0	0	0	0	8,464	0	0
SM807	7,500.00	7,500.00	0	7,500.00	2	0	7,902	2	0.001
SM808	0	0	0	0	2	0	7,876	0	0
SM809	7,266.00	7,800.00	7,212.00	7,780.00	3,242	2,118	7,750	9,600	3.634
SM810	7,036.00	7,460.00	0	7,460.00	62	62	7,458	98	0.036
SM811	0	0	0	0	0	0	7,554	0	0
SM812	0	0	0	0	0	0	7,642	0	0
SM901	7,160.00	7,628.00	0	7,620.00	64	14	7,604	204	0.075
SM902	0	0	0	0	0	0	7,606	0	0
Subtotal					153,246			2,021,322	791.131
SR803	5,725.00	5,920.00	0	5,640.00	220	-920	5,681	1,160	0.677
SR805	5,807.00	5,825.00	5,710.00	5,772.00	445,866	-89,938	5,761	3,313,798	1,915.13
SR807	5,734.00	5,779.00	0	5,779.00	402	52	5,748	110	0.063
SR809	5,766.00	5,788.00	5,690.00	5,720.00	177,302	38,536	5,711	516,200	296.745
SR811	5,660.00	5,728.00	0	5,654.00	216	10	5,654	36	0.02
SR901	5,645.00	5,669.00	5,580.00	5,623.00	24,976	1,786	5,616	25,290	14.244
SR903	5,612.00	5,647.00	0	5,601.00	52	-4	5,625	16	0.009
SR905	5,580.00	5,613.00	5,546.00	5,566.00	3,920	154	5,562	4,714	2.627
SR907	5,543.00	5,565.00	0	5,540.00	28	-2	5,551	16	0.009
Subtotal					652,982			3,861,340	2,229.53
TA802	0	0	0	0	0	-8	5,646	0	0
TA803	5,704.00	6,020.00	5,600.00	5,942.00	39,726	-132,084	5,964	554,538	158.295
TA804	5,650.00	5,886.00	0	5,886.00	6	-10	5,900	26	0.007
TA805	5,730.00	5,888.00	5,582.00	5,848.00	1,059,882	-301,360	5,842	8,680,114	2,471.24
TA806	5,652.00	5,760.00	0	5,760.00	6	4	5,826	136	0.038
TA807	5,728.00	5,788.00	5,556.00	5,756.00	58,278	48,254	5,754	98,166	27.769
TA808	5,646.00	5,692.00	0	5,692.00	4	-6	5,692	16	0.004
TA809	5,702.00	5,712.00	5,518.00	5,686.00	459,644	227,990	5,686	1,005,662	283.017
TA810	5,626.00	5,700.00	0	5,698.00	4	0	5,698	30	0.008
TA811	0	0	0	0	28,018	0	5,662	0	0
TA812	5,620.00	5,674.00	0	5,674.00	12	-2	5,674	30	0.008
TA901	5,714.00	5,714.00	5,518.00	5,650.00	5,392	2,874	5,650	14,370	4.038
TA902	5,660.00	5,660.00	0	5,648.00	12	12	5,644	26	0.007
Subtotal					1,650,984			10,353,114	2,944.43
WH803	2,570.00	2,600.00	0	2,594.00	28	26	2,589	42	0.022

WH805	2,601.00	2,651.00	2,582.00	2,632.00	1,880	82	2,636	4,578	2.396
WH807	0	0	0	0	0	0	2,582	0	0
WH809	2,571.00	2,571.00	0	2,559.00	286	-2	2,557	314	0.16
WH811	0	0	0	0	0	0	2,661	0	0
WH901	2,636.00	2,659.00	0	2,609.00	6	4	2,626	10	0.005
Subtotal					2,200			4,944	2.583
ZC802	811.2	811.2	0	756	0	-8	761	8	0.006
ZC803	736.6	741.2	677	678	12,422	-33,588	686	111,900	80.891
ZC804	666.8	675.2	0	660.6	2	-6	653	10	0.007
ZC805	663.2	673.8	631.6	636.6	349,188	-80,932	638	4,149,934	2,701.91
ZC806	646.8	656.8	0	631.4	6	-4	634	342	0.217
ZC807	645.6	654.6	631.2	635.8	35,076	33,230	636	368,316	236.737
ZC808	0	0	0	0	2	0	624	0	0
ZC809	628	632	612	618	34,010	17,212	617	107,744	66.64
ZC810	615	625.4	0	617.8	2	2	612	34	0.021
ZC811	622	623.2	0	617	34	16	617	40	0.025
ZC812	0	0	0	0	0	0	626	0	0
ZC901	633.2	634.4	616.6	622	2,526	668	623	5,286	3.296
ZC902	0	0	0	0	0	0	625	0	0
Subtotal					433,268			4,743,614	3,089.75
Total					6,490,636			55,419,934	22,403.11

Note: 1. Unit: Trading volume in contract; 2. Turnover :100,000,000 Yuan.

V Daily Settlement Price by Contracts

Strong Gluten Wheat								
Date	803	805	807	809	811	901	Vol	O.I
2018-2-1	2513	2599	2541	2576	2672	2673	340	2030
2018-2-2	2570	2602	2544	2565	2661	2651	170	1990
2018-2-5	2570	2617	2559	2566	2662	2651	380	1892
2018-2-6	2580	2627	2569	2561	2662	2650	174	1902
2018-2-7	2584	2631	2573	2554	2662	2636	350	1954
2018-2-8	2579	2626	2568	2539	2662	2636	562	1978
2018-2-9	2569	2616	2558	2548	2671	2636	150	1918
2018-2-12	2555	2602	2544	2536	2671	2568	450	1964
2018-2-13	2546	2593	2535	2539	2671	2568	414	2106
2018-2-14	2542	2589	2531	2540	2672	2568	152	2126
2018-2-22	2543	2590	2532	2530	2661	2570	166	2122
2018-2-23	2594	2628	2569	2555	2661	2626	720	2058
2018-2-26	2594	2633	2574	2555	2661	2626	350	2070
2018-2-27	2594	2628	2574	2556	2661	2626	130	2120
2018-2-28	2589	2636	2582	2557	2661	2626	436	2200

Common Wheat								
Date	803	805	807	809	811	901	Vol	O.I
2018-2-1	2474	2664	2664	2664	2664	2664	0	2
2018-2-2	2474	2664	2664	2664	2664	2664	0	2
2018-2-5	2474	2664	2664	2664	2664	2664	0	2
2018-2-6	2474	2664	2664	2664	2664	2664	0	2
2018-2-7	2474	2664	2664	2664	2664	2664	0	2
2018-2-8	2474	2664	2664	2664	2664	2664	0	2
2018-2-9	2474	2664	2664	2664	2664	2664	0	2
2018-2-12	2474	2664	2664	2664	2664	2664	0	2
2018-2-13	2474	2664	2664	2664	2664	2664	0	2
2018-2-14	2474	2664	2664	2664	2664	2664	0	2
2018-2-22	2369	2551	2664	2664	2551	2551	4	2
2018-2-23	2438	2625	2741	2741	2625	2625	6	2
2018-2-26	2438	2625	2741	2741	2625	2625	0	2
2018-2-27	2438	2625	2741	2741	2625	2625	0	2
2018-2-28	2438	2625	2741	2741	2625	2625	0	2

Early Rice								
Date	803	805	807	809	811	901	Vol	O.I
2018-2-1	2875	2691	2792	2759	2726	2726	0	2
2018-2-2	2875	2691	2792	2759	2726	2726	0	2
2018-2-5	2875	2691	2792	2759	2726	2726	0	2
2018-2-6	2875	2691	2792	2759	2726	2726	0	2
2018-2-7	2875	2691	2792	2759	2726	2726	0	2
2018-2-8	2875	2691	2792	2759	2726	2726	0	2
2018-2-9	2875	2691	2792	2759	2726	2726	0	2
2018-2-12	2875	2691	2792	2759	2726	2726	0	2
2018-2-13	2875	2691	2792	2759	2726	2726	0	2
2018-2-14	2875	2691	2792	2759	2726	2726	0	2
2018-2-22	2875	2691	2792	2759	2726	2726	0	2
2018-2-23	2875	2691	2792	2759	2726	2726	0	2
2018-2-26	2990	2863	2792	2870	2900	2900	4	4
2018-2-27	2990	2863	2792	2870	2900	2900	0	4
2018-2-28	2990	2863	2792	2870	2900	2900	0	4

Late Rice								
Date	803	805	807	809	811	901	Vol	O.I
2018-2-1	3591	3184	3445	3445	3445	3445	0	8
2018-2-2	3591	3184	3445	3445	3445	3445	0	8
2018-2-5	3591	3184	3445	3445	3445	3445	0	8
2018-2-6	3591	3184	3445	3445	3445	3445	0	8

2018-2-7	3591	3184	3445	3445	3445	3445	0	8
2018-2-8	3591	3184	3445	3445	3445	3445	0	8
2018-2-9	3591	3184	3445	3445	3445	3445	0	8
2018-2-12	3515	3117	3373	3373	3373	3373	14	2
2018-2-13	3515	3117	3373	3373	3373	3373	0	2
2018-2-14	3515	3117	3373	3373	3373	3373	0	2
2018-2-22	3515	3117	3373	3373	3373	3373	0	2
2018-2-23	3515	3117	3373	3373	3373	3373	0	2
2018-2-26	3515	3117	3373	3373	3373	3373	0	2
2018-2-27	3515	3117	3373	3373	3373	3373	0	2
2018-2-28	3515	3117	3373	3373	3373	3373	0	2

Japonica Rice								
Date	803	805	807	809	811	901	Vol	O.I
2018-2-1	3334	3456	3155	3332	3375	3375	0	6
2018-2-2	3334	3456	3155	3332	3375	3375	0	6
2018-2-5	3334	3456	3155	3332	3375	3375	0	6
2018-2-6	3334	3456	3155	3332	3375	3375	0	6
2018-2-7	3334	3456	3155	3332	3375	3375	0	6
2018-2-8	3334	3468	3166	3344	3387	3387	2	4
2018-2-9	3334	3468	3166	3344	3387	3387	0	4
2018-2-12	3334	3468	3166	3344	3387	3387	0	4
2018-2-13	3334	3468	3166	3344	3387	3387	0	4
2018-2-14	3334	3468	3166	3344	3387	3387	0	4
2018-2-22	3334	3468	3166	3344	3387	3387	0	4
2018-2-23	3334	3468	3166	3344	3387	3387	0	4
2018-2-26	3334	3468	3166	3344	3387	3387	0	4
2018-2-27	3334	3468	3166	3344	3387	3387	0	4
2018-2-28	3260	3391	3096	3270	3312	3312	2	2

Cotton No. 1								
Date	803	805	807	809	811	901	Vol	O.I
2018-2-1	14950	15195	15305	15610	15765	15595	135410	466960
2018-2-2	14995	15215	15315	15635	15765	15640	120496	458670
2018-2-5	14905	15120	15235	15545	15675	15615	188080	445738
2018-2-6	14880	15075	15200	15515	15690	15630	106078	439556
2018-2-7	14900	15070	15205	15515	15690	15645	111532	446294
2018-2-8	14815	15005	15165	15455	15555	15580	149542	445588
2018-2-9	14750	14950	15095	15400	15560	15550	136598	442654
2018-2-12	14735	14890	15040	15340	15545	15530	96492	433036
2018-2-13	14700	14895	15020	15350	15590	15515	71320	433032
2018-2-14	14705	14915	15060	15380	15615	15535	97200	424388

2018-2-22	14690	15005	15155	15470	15615	15640	71694	425592
2018-2-23	14815	15045	15210	15510	15690	15620	113642	436296
2018-2-26	14920	15185	15310	15645	15890	15800	180052	425086
2018-2-27	14920	15195	15350	15665	15890	15855	118620	420396
2018-2-28	14945	15195	15385	15665	15865	15840	96886	420840

Cotton Yarn															
Date	802	803	804	805	806	807	808	809	810	811	812	901	902	VoI	0. I
2018-2-1	22005	22665	22700	23305	22850	23455	24265	23120	24185	23615	23205	22995		16	74
2018-2-2	22025	22685	22720	23325	22870	23475	24285	22995	24055	23485	23080	22870		8	68
2018-2-5	21940	22595	22630	23235	22780	23385	24190	22995	23960	23395	22990	22780		10	66
2018-2-6	22025	22685	22720	23325	22870	23475	24285	22995	24055	23485	23080	22780		2	66
2018-2-7	21955	22610	22645	23250	22795	23400	24205	22995	23600	23410	23005	22780		10	64
2018-2-8	21870	22520	22555	23160	22705	23310	24110	22995	23510	23320	22915	22690		8	60
2018-2-9	21900	22550	22585	23190	22735	23340	24140	22995	23540	23350	22945	22720		8	60
2018-2-12	22030	22685	22720	23330	22870	23480	24285	23000	23680	23490	23085	22720		32	72
2018-2-13	21670	22315	22350	22950	22495	23100	23890	23000	23295	23105	22710	22350		60	64
2018-2-14	21785	22430	22465	23070	22615	23220	23890	23085	23380	23190	22795	22435		16	58
2018-2-22		22430	22465	23070	22615	23220	23890	23085	23380	23190	22795	22435	22435	0	58
2018-2-23		22430	22465	23070	22615	23220	23890	23085	23380	23190	22795	22435	22435	0	58
2018-2-26		22555	22590	23070	22740	23350	24025	23215	23510	23320	22925	22560	22560	12	48
2018-2-27		22555	22590	23070	22740	23350	24025	23215	23510	23320	22925	22560	22560	0	48
2018-2-28		22555	22590	23070	22740	23350	24025	23215	23510	23320	22925	22560	22560	0	48

Rapeseed						
Date	807	808	809	811	VoI	0. I
2018-2-1	5285	5257	5318	5257	0	24
2018-2-2	5285	5257	5318	5257	0	24
2018-2-5	5286	5257	5254	5257	16	12
2018-2-6	5286	5257	5302	5257	4	12
2018-2-7	5286	5257	5302	5257	0	12
2018-2-8	5286	5257	5302	5257	0	12
2018-2-9	5286	5257	5302	5257	0	12
2018-2-12	5287	5257	5289	4680	24	14
2018-2-13	5287	5257	5289	4680	0	14
2018-2-14	5287	5257	5289	4680	0	14
2018-2-22	5287	5257	5289	4680	0	14
2018-2-23	5287	5257	5289	4680	0	14
2018-2-26	5287	5257	5289	4680	0	14
2018-2-27	5290	5257	5289	4680	0	14
2018-2-28	5290	5257	5289	4680	0	14

Rapeseed Oil								
Date	803	805	807	809	811	901	Vol	O. I
2018-2-1	6410	6422	6606	6658	6736	6752	102246	436816
2018-2-2	6366	6378	6538	6606	6668	6696	157300	444622
2018-2-5	6328	6340	6538	6594	6668	6696	148210	448834
2018-2-6	6328	6348	6532	6602	6666	6696	127106	446658
2018-2-7	6328	6352	6532	6608	6664	6706	144742	455854
2018-2-8	6328	6318	6532	6576	6664	6682	132648	453762
2018-2-9	6330	6320	6506	6572	6634	6678	119668	458016
2018-2-12	6330	6296	6472	6554	6634	6670	120768	457850
2018-2-13	6332	6298	6472	6548	6624	6662	84846	450476
2018-2-14	6282	6248	6390	6502	6624	6624	144958	445114
2018-2-22	6290	6256	6402	6524	6624	6656	68918	441202
2018-2-23	6290	6304	6498	6580	6640	6698	163710	438130
2018-2-26	6430	6364	6546	6636	6676	6780	104968	434086
2018-2-27	6420	6370	6546	6636	6676	6770	80880	433164
2018-2-28	6162	6364	6546	6630	6676	6772	116108	439512

Rapeseed Meal									
Date	803	805	807	808	809	811	901	Vol	O. I
2018-2-1	2262	2334	2335	2353	2340	2285	2233	470234	1084726
2018-2-2	2245	2322	2325	2334	2327	2270	2222	547472	1065052
2018-2-5	2244	2313	2306	2334	2315	2264	2217	488470	1061030
2018-2-6	2241	2308	2305	2334	2310	2260	2214	433618	1056074
2018-2-7	2263	2328	2339	2337	2324	2282	2227	683504	1090930
2018-2-8	2268	2331	2330	2346	2324	2277	2226	385242	1072660
2018-2-9	2272	2338	2339	2353	2333	2283	2234	409746	1041228
2018-2-12	2270	2360	2359	2374	2357	2300	2254	633850	1081440
2018-2-13	2320	2378	2370	2371	2371	2316	2272	390190	1001252
2018-2-14	2311	2381	2379	2377	2374	2316	2276	246814	971472
2018-2-22	2381	2457	2458	2443	2434	2375	2315	393590	991342
2018-2-23	2381	2460	2455	2440	2434	2366	2309	414636	1057852
2018-2-26	2397	2472	2478	2458	2446	2367	2308	565018	1083206
2018-2-27	2382	2467	2461	2457	2440	2357	2291	457736	1072698
2018-2-28	2449	2484	2500	2482	2456	2379	2299	624326	1106174

White Sugar											
Date	803	805	807	809	811	901	903	905	907	Vol	O. I
2018-2-1	5834	5778	5749	5751	5660	5634	5626	5570	5543	407818	698052
2018-2-2	5830	5790	5756	5772	5708	5653	5626	5589	5565	275462	694054
2018-2-5	5893	5784	5765	5764	5715	5651	5626	5584	5556	204758	692992
2018-2-6	5824	5785	5765	5768	5701	5642	5626	5575	5556	294282	689042

2018-2-7	5830	5769	5755	5752	5689	5617	5612	5558	5517	274926	684754
2018-2-8	5828	5783	5771	5761	5689	5617	5612	5561	5528	272116	664726
2018-2-9	5830	5772	5744	5752	5665	5614	5610	5562	5528	342634	660844
2018-2-12	5805	5772	5753	5755	5700	5642	5619	5579	5555	250706	636686
2018-2-13	5810	5797	5774	5775	5700	5654	5619	5591	5555	188636	605214
2018-2-14	5820	5768	5749	5749	5687	5635	5596	5570	5525	155062	595754
2018-2-22	5820	5738	5730	5724	5687	5614	5596	5555	5525	143274	606924
2018-2-23	5860	5779	5757	5740	5691	5637	5608	5578	5557	232976	617278
2018-2-26	5825	5799	5764	5753	5691	5649	5608	5592	5557	247156	640190
2018-2-27	5872	5799	5762	5748	5685	5649	5608	5593	5557	234798	656290
2018-2-28	5681	5761	5748	5711	5654	5616	5625	5562	5551	336736	652982

Apple								
Date	805	807	810	811	812	901	Vol	O.I
2018-2-1	7485	7457	6927	6948	6971	7041	64172	45444
2018-2-2	7420	7374	6913	6935	6969	7017	103224	50498
2018-2-5	7351	7319	6870	6883	6928	6978	107520	56256
2018-2-6	7323	7298	6664	6674	6746	6782	126578	62632
2018-2-7	7113	7005	6423	6420	6461	6516	317480	87028
2018-2-8	6775	6887	6192	6197	6223	6288	468588	69546
2018-2-9	6759	6857	6206	6222	6263	6326	287276	74096
2018-2-12	6814	6912	6151	6086	6177	6237	309130	77172
2018-2-13	6779	6872	6100	6076	6129	6189	222968	76770
2018-2-14	6691	6788	5959	5917	5990	6038	276438	80350
2018-2-22	6520	6575	5891	5829	5884	5966	260624	101918
2018-2-23	6655	6658	6046	5973	6035	6100	578642	102746
2018-2-26	6960	7122	6237	6210	6258	6311	696938	84716
2018-2-27	7016	7139	6219	6188	6247	6277	1034592	92960
2018-2-28	7082	7178	6263	6262	6306	6353	954936	96678

Thermal Coal															
Date	802	803	804	805	806	807	808	809	810	811	812	901	902	Vol	O. I
2018-2-1	769.8	736.4	671	664.6	652	650.2	638.6	627.2	633.4	631.4	632.8	630.6		292846	518122
2018-2-2	772.8	737.6	671	667.2	650.8	652.2	633	627	629.8	625.8	631.8	629.6		503542	503812
2018-2-5	765	727.2	670	660.4	650.8	643.4	633	621.2	629.8	622	631.8	624.4		396884	488808
2018-2-6	764.4	720.8	670	659.8	650.8	643	631.6	622.8	629	622.8	631	625.8		321416	465536
2018-2-7	760.6	721.2	670	656.6	647.6	640	629.8	621.6	626.6	622.8	628.6	624		265662	438370
2018-2-8		721.2	664	649.2	640.4	638.4	627.8	617.4	624.8	622.4	626.8	622	624	286888	419896
2018-2-9		723.8	664	651	637	641	627.8	619.4	619.2	621	626.8	623.6	624	308986	397086
2018-2-12		721.6	660.6	641	632	639.4	624.4	615.4	612	616.4	624	619.8	624	409744	388228
2018-2-13		719.6	653	634.8	630.4	634	624.4	614.8	612	616.4	624	618.6	624	249066	377134
2018-2-14		724.4	653	641.4	633.6	638	624.4	616	612	616.4	625.2	620	625.4	234954	358970

2018-2-22		722	653	650.2	651	644.6	624.4	617.2	612	621.4	626.4	621	625.4	214866	388726
2018-2-23		721.4	653	650.6	651	642.8	624.4	617.6	612	619.6	626.4	623	625.4	352652	418408
2018-2-26		712	653	643.6	642	643	624.4	615.4	612	614.8	626.4	620.6	625.4	395632	424704
2018-2-27		695	653	640.4	638	638.8	624.4	616.2	612	616.2	626.4	622	625.4	224922	422344
2018-2-28		686.4	653	637.8	634.2	636	624.4	617	612.4	617.4	626.4	623	625.4	285554	433268

PTA															
Date	802	803	804	805	806	807	808	809	810	811	812	901	902	Vol	O. I
2018-2-1	5750	5672	5680	5690	5686	5690	5648	5658	5626	5650	5660	5674		901204	1729500
2018-2-2	5750	5654	5680	5680	5686	5678	5648	5640	5626	5650	5660	5658		540286	1696742
2018-2-5	5750	5632	5680	5656	5686	5666	5628	5632	5626	5650	5660	5638		669114	1633186
2018-2-6	5672	5638	5670	5660	5676	5632	5628	5632	5666	5650	5660	5652		1006410	1579672
2018-2-7	5672	5640	5668	5640	5670	5638	5628	5616	5642	5650	5644	5630		611234	1552504
2018-2-8	5642	5622	5646	5630	5630	5612	5604	5596	5620	5638	5620	5612		684576	1500684
2018-2-9	5558	5616	5666	5620	5630	5600	5580	5580	5554	5610	5594	5602		743004	1473728
2018-2-12	5632	5664	5650	5610	5622	5580	5596	5562	5572	5586	5598	5582		796358	1481878
2018-2-13	5626	5704	5652	5604	5616	5572	5560	5540	5566	5580	5574	5544		470702	1418996
2018-2-14	5646	5778	5684	5624	5616	5578	5560	5544	5566	5580	5534	5540		417738	1392916
2018-2-22		5864	5760	5720	5676	5678	5560	5614	5566	5580	5554	5600	5540	675940	1436124
2018-2-23		5888	5786	5750	5740	5676	5636	5604	5584	5580	5614	5606	5544	658056	1465734
2018-2-26		5952	5886	5816	5760	5746	5678	5662	5698	5642	5632	5626	5660	841834	1578622
2018-2-27		5972	5900	5844	5826	5758	5692	5682	5698	5662	5674	5642	5630	732238	1655786
2018-2-28		5964	5900	5842	5826	5754	5692	5686	5698	5662	5674	5650	5644	604420	1650984

Methanol															
Date	802	803	804	805	806	807	808	809	810	811	812	901	902	Vol	O. I
2018-2-1	2923	2944	2800	2779	2752	2744	2720	2704	2716	2722	2719	2735		696964	773950
2018-2-2	2923	2957	2810	2785	2771	2767	2720	2711	2712	2722	2719	2744		751358	778636
2018-2-5	2923	2955	2825	2782	2758	2757	2720	2701	2716	2723	2731	2733		1017088	766148
2018-2-6	2923	2976	2840	2814	2789	2757	2721	2719	2716	2727	2734	2742		1062824	740398
2018-2-7	2900	2977	2840	2814	2784	2746	2721	2717	2715	2727	2734	2738		838434	732632
2018-2-8	2950	2941	2821	2778	2770	2727	2712	2684	2697	2727	2706	2711		890208	722040
2018-2-9	2900	2942	2824	2786	2752	2716	2696	2686	2681	2727	2703	2704		838120	667918
2018-2-12	2900	2909	2794	2742	2704	2679	2663	2652	2649	2684	2666	2677		904910	717116
2018-2-13	2900	2906	2794	2714	2688	2672	2657	2633	2642	2681	2651	2658		507070	675294
2018-2-14	2900	2893	2782	2716	2712	2672	2657	2639	2642	2681	2651	2656		507046	631650
2018-2-22		2851	2742	2730	2712	2672	2657	2650	2642	2681	2651	2675	2656	329900	640024
2018-2-23		2859	2742	2744	2733	2693	2683	2665	2671	2681	2693	2693	2707	663198	658396
2018-2-26		2841	2742	2744	2746	2715	2683	2670	2671	2681	2693	2700	2714	968084	788062
2018-2-27		2818	2667	2678	2674	2684	2675	2650	2668	2680	2676	2684	2701	1014156	833206
2018-2-28		2757	2667	2682	2673	2698	2675	2660	2668	2680	2688	2702	2698	682838	803832

Flat Glass															
Date	802	803	804	805	806	807	808	809	810	811	812	901	902	Vol	O. I
2018-2-1	1500	1470	1467	1471	1520	1506	1502	1510	1490	1486	1467	1435		184352	461424
2018-2-2	1506	1470	1467	1477	1521	1512	1512	1516	1499	1486	1475	1437		216798	475626
2018-2-5	1517	1470	1467	1488	1533	1512	1512	1522	1499	1502	1475	1441		189066	482094
2018-2-6	1516	1470	1467	1487	1530	1512	1514	1520	1502	1498	1475	1440		201594	486974
2018-2-7	1513	1470	1467	1484	1535	1513	1514	1521	1502	1498	1475	1440		208132	490216
2018-2-8	1522	1470	1467	1493	1529	1506	1506	1528	1514	1487	1468	1444		691408	583104
2018-2-9	1491	1470	1467	1463	1507	1502	1494	1505	1477	1481	1459	1425		489166	552106
2018-2-12	1476	1470	1453	1448	1493	1476	1479	1487	1466	1474	1461	1411		311974	522074
2018-2-13	1474	1468	1450	1446	1493	1479	1479	1485	1474	1470	1461	1407		168324	478620
2018-2-14	1483	1468	1450	1455	1506	1494	1492	1496	1474	1475	1461	1414		149860	435084
2018-2-22		1468	1450	1452	1503	1494	1491	1501	1474	1475	1461	1419	1414	145506	458572
2018-2-23		1515	1461	1472	1516	1509	1508	1509	1502	1497	1476	1431	1414	397746	510312
2018-2-26		1574	1462	1487	1524	1509	1509	1518	1506	1503	1476	1442	1414	204506	478158
2018-2-27		1650	1472	1488	1528	1509	1509	1517	1506	1503	1478	1439	1416	144480	484754
2018-2-28		1597	1478	1493	1533	1509	1509	1519	1505	1503	1484	1446	1425	244482	520846

Ferrosilicon															
Date	802	803	804	805	806	807	808	809	810	811	812	901	902	Vol	O. I
2018-2-1	7262	7188	7106	6638	6642	6724	6766	6458	6664	6840	6700	6392		158828	170680
2018-2-2	6826	7142	7076	6654	6642	6740	6782	6472	6678	6856	6700	6412		121678	159036
2018-2-5	6910	7148	7122	6736	6642	6740	6866	6574	6784	6964	6806	6472		246292	202404
2018-2-6	7250	7148	7012	6674	6642	6678	6804	6510	6718	6896	6740	6414		197420	170326
2018-2-7	7250	7148	7080	6750	6642	6754	6882	6574	6784	6964	6740	6488		194072	190098
2018-2-8	7300	7114	7120	6682	6642	6686	6814	6502	6710	6888	6740	6424		227188	168208
2018-2-9	7300	7126	7090	6636	6642	6640	6768	6458	6666	6842	6740	6400		154180	160258
2018-2-12	7316	7048	7090	6650	6642	6654	6782	6464	6672	6848	6746	6406		85638	152778
2018-2-13	7318	7048	7132	6652	6738	6750	6880	6480	6690	6866	6764	6416		94366	142978
2018-2-14	7300	7172	7134	6734	6738	6834	6966	6550	6762	6940	6838	6468		120268	139830
2018-2-22		7176	7134	6774	6738	6876	7008	6590	6804	6982	6880	6496	6496	65120	139840
2018-2-23		7142	7112	6786	6786	6926	7058	6604	6818	6998	6896	6530	6530	125354	184532
2018-2-26		6786	6978	6804	6786	6926	7078	6620	6836	7016	6914	6556	6556	221572	206110
2018-2-27		6560	6926	6764	6772	6926	7064	6608	6824	7004	6902	6532	6532	92912	199658
2018-2-28		6544	6926	6796	6792	6926	7086	6630	6848	7028	6926	6560	6532	146592	210002

Silicon Manganese															
Date	802	803	804	805	806	807	808	809	810	811	812	901	902	Vol	O. I
2018-2-1	8376	9008	8580	7636	7976	7074	7410	7318	7108	7194	7284	7160		126868	96316
2018-2-2	8390	9022	8594	7648	7990	7086	7422	7340	7130	7216	7306	7188		112462	88358
2018-2-5	8470	9108	8676	7720	8066	7154	7492	7404	7192	7280	7370	7268		186994	114802
2018-2-6	8494	9134	8702	7742	8090	7174	7514	7432	7220	7308	7398	7162		165338	97148

2018-2-7	8572	9218	8782	7812	8164	7300	7582	7494	7280	7370	7460	7326		194654	113688
2018-2-8	8452	9088	8658	7702	8050	7500	7476	7418	7206	7296	7384	7262		153920	92886
2018-2-9	8434	9070	8640	7686	8034	7500	7476	7402	7190	7280	7368	7242		114932	89244
2018-2-12	8526	9170	8734	7770	8122	7582	7558	7456	7242	7334	7422	7286		115416	94010
2018-2-13	8568	9216	8778	7808	8162	7620	7596	7492	7278	7370	7458	7348		87018	88486
2018-2-14	8714	9372	8926	7940	8300	7750	7724	7578	7362	7456	7544	7434		192044	104360
2018-2-22		9338	8892	7910	8270	7722	7696	7580	7364	7458	7546	7434	7436	61796	94826
2018-2-23		9416	8966	7976	8340	7786	7760	7644	7426	7522	7610	7488	7490	135356	121614
2018-2-26		9470	9018	8022	8388	7832	7806	7696	7478	7574	7662	7614	7616	124282	114782
2018-2-27		9456	9006	8010	8376	7820	7794	7700	7036	7126	7210	7526	7528	84738	120720
2018-2-28		9556	9100	8094	8464	7902	7876	7750	7458	7554	7642	7604	7606	165504	153246

Note: 1. Price: Yuan/Ton; 2. Trading volume and Month-end open interest in contract; 3. Trading volume and Month-end open interest include buying and selling volume; 4. EFPs included.

VI Announcements

ZCE's Announcement on Termination of Guizhou Yixiang Mining (Group) Zhengyuan Runda Co., Ltd as Appointed Delivery Factory Warehouse for Manganese Silicon Futures

No. 6 (2018)

Upon prudent consideration, Guizhou Yixiang Mining (Group) Zhengyuan Runda Co., Ltd as appointed delivery factory warehouse for Manganese Silicon Futures has been terminated since the date of announcement.

February 12th, 2018



郑州商品交易所

Zhengzhou Commodity Exchange

地址：郑州市郑东新区商务外环路30号
网址：<http://www.czce.com.cn>