



Zhengzhou
Commodity Exchange

*MONTHLY
REPORT*

3

Contents

I	Market Summary.....	2
II	Price Charts of All Products.....	4
III	Trading Volume, Turnover, Open Interest and Physical Delivery.....	13
IV	List of Quotations.....	16
V	Daily Settlement Price by Contracts.....	20
VI	Announcements.....	31

I Market Summary

Strong Gluten Wheat Futures oscillated down. The dominant contract WH1805 fluctuated within 209 Yuan/ton between 2,487 and 2,696 Yuan/ton, and closed down 103 Yuan/ton or 3.91% at 2,529 Yuan/ton from the price of the last month-end.

Early Long-grain Non-glutinous Rice Futures oscillated with a smaller volume. The dominant contract RI1811 fluctuated within 327 Yuan/ton between 2,680 and 3,007 Yuan/ton, and did not trade at the monthend.

Late Long-grain Non-glutinous Rice Futures oscillated with a smaller volume. The dominant contract LR1809 fluctuated within 365 Yuan/ton between 3,101 and 3,466 Yuan/ton, and closed at 3,229 Yuan/ton at the monthend.

Japonica Rice Futures oscillated with a smaller volume. The dominant contract RI1807 fluctuated within 253 Yuan/ton between 2,972 and 3,225 Yuan/ton, and closed at 3,199 Yuan/ton at the monthend.

Cotton Futures oscillated down. The dominant contract CF1809 fluctuated within 715 Yuan/ton between 15,215 and 15,930 Yuan/ton, and closed down 355 Yuan/ton or 2.27% at 15,315 Yuan/ton from the price of the last month-end.

Cotton Yarn Futures oscillated with a smaller volume. The dominant contract CY1805 fluctuated within 1,410 Yuan/ton between 22,300 and 23,710 Yuan/ton, and did not trade at the month-end.

Rapeseed Futures oscillated with a smaller volume. The dominant contract RS1809 fluctuated within 672 Yuan/ton between 4,888 and 5,560 Yuan/ton, and closed at 5,239 Yuan/ton at the monthend.

Rapeseed Oil Futures oscillated down. The dominant contract OI1809 fluctuated within 324 Yuan/ton between 6,378 and 6,702 Yuan/ton, and closed down 186 Yuan/ton or 2.8% at 6,464 Yuan/ton from the price of the last month-end.

Rapeseed Meal Futures oscillated up. The dominant contract RM1809 fluctuated within 146 Yuan/ton between 2,453 and 2,599 Yuan/ton, and closed up 101 Yuan/ton or 4.09% at 2,573 Yuan/ton from the price of the last month-end.

White Sugar Futures oscillated down. The dominant contract SR1809 fluctuated within 269 Yuan/ton between 5,511 and 5,780 Yuan/ton, and closed down 169 Yuan/ton or 2.95% at 5,551 Yuan/ton from the price of the last month-end.

Apple Futures oscillated up. The dominant contract AP1805 fluctuated within 529 Yuan/ton between 6,892 and 7,421 Yuan/ton, and closed up 172 Yuan/ton or 2.42% at

7,270 Yuan/ton from the price of the last month-end.

Thermal Coal Futures oscillated down. The dominant contract ZC1805 fluctuated within 75.8 Yuan/ton between 562.2 and 638 Yuan/ton, and closed down 57 Yuan/ton or 8.95% at 579.6 Yuan/ton from the price of the last month-end.

PTA Futures oscillated down. The dominant contract TA1809 fluctuated within 324 Yuan/ton between 5,372 and 5,696 Yuan/ton, and closed down 256 Yuan/ton or 4.5% at 5,430 Yuan/ton from the price of the last month-end.

Methanol Futures rallied up after early loss. The dominant contract MA1805 fluctuated within 202 Yuan/ton between 2,625 and 2,827 Yuan/ton, and closed up 41 Yuan/ton or 1.53% at 2,719 Yuan/ton from the price of the last month-end.

Glass Futures oscillated down. The dominant contract FG1805 fluctuated within 172 Yuan/ton between 1,336 and 1,508 Yuan/ton, and closed down 80 Yuan/ton or 5.35% at 1,416 Yuan/ton from the price of the last month-end.

Ferrosilicon Futures oscillated down. The dominant contract SF1805 fluctuated within 1,048 Yuan/ton between 5,790 and 6,838 Yuan/ton, and closed down 932 Yuan/ton or 13.72% at 5,862 Yuan/ton from the price of the last month-end.

Silicon Manganese Futures oscillated down. The dominant contract SM1805 fluctuated within 1,086 Yuan/ton between 7,114 and 8,200 Yuan/ton, and closed down 570 Yuan/ton or 6.99% at 7,582 Yuan/ton at the month-end.

The total trading volume of ZCE in this month was 59,465,330 contracts, including 3 contracts of Common Wheat, 5,790 contracts of Strong Gluten Wheat, 22 contracts of Early Long-grain Non-glutinous Rice, 32 contracts of Late Long-grain Non-glutinous Rice, 595 contracts of Japonica Rice, 2,408,960 contracts of Cotton, 174 contracts of Cotton Yarn, 66 contracts of Rapeseed, 2,391,095 contracts of Rapeseed Oil, 9,941,532 contracts of Rapeseed Meal, 3,861,811 contracts of White Sugar, 9,458,125 contracts of Apple Futures, 3,598,954 contracts of Thermal Coal Futures, 8,773,270 contracts of PTA, 11,025,380 contracts of Methanol, 4,052,033 contracts of Glass Futures, 1,868,000 contracts of Ferrosilicon Futures and 2,079,488 contracts of Silicon Manganese Futures.

The month-end open interest was 3,209,962 contracts in total, including 3 contracts of Common Wheat, 1,079 contracts of Strong Gluten Wheat, 7 contracts of Early Long-grain Non-glutinous Rice, 0 contracts of Late Long-grain Non-glutinous Rice, 70 contracts of Japonica Rice, 246,102 contracts of Cotton, 12 contracts of Cotton Yarn, 5 contracts of Rapeseed, 237,070 contracts of Rapeseed Oil, 515,557 contracts of Rapeseed Meal, 340,962 contracts of White Sugar, 53,184 contracts of Apple Futures, 231,276 contracts of Thermal Coal, 843,618 contracts of PTA, 342,805 contracts of

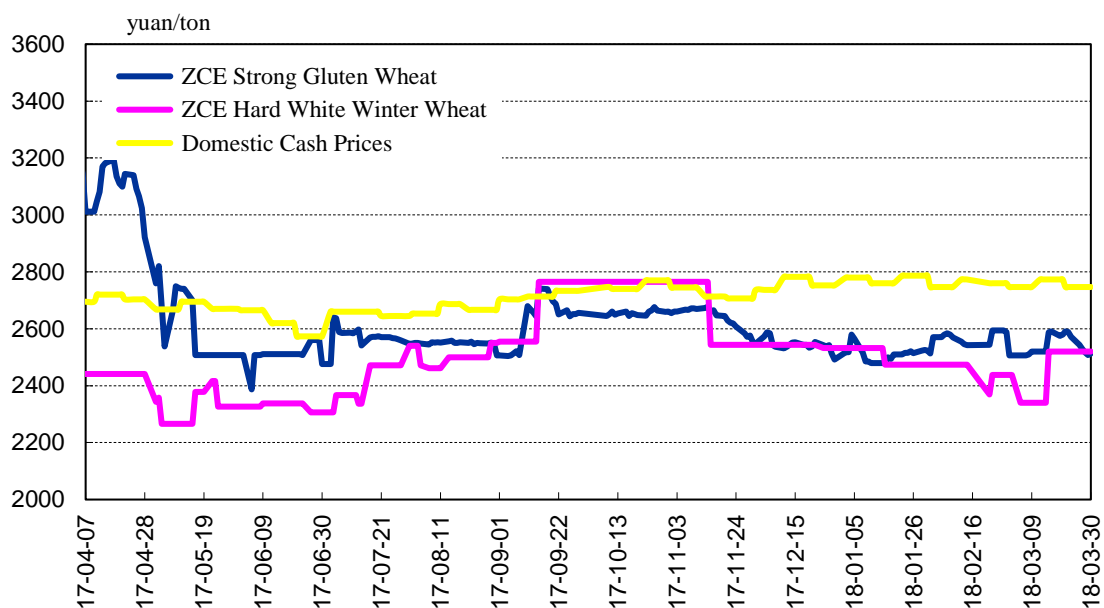
Methanol, 215,997 contracts of Glass, 93,342 contracts of Ferrosilicon and 88,873 contracts of Silicon Manganese.

The trading volume of White Sugar option in this month was 429,187 contracts, and the month-end open interest of White Sugar option was 61,974 contracts.

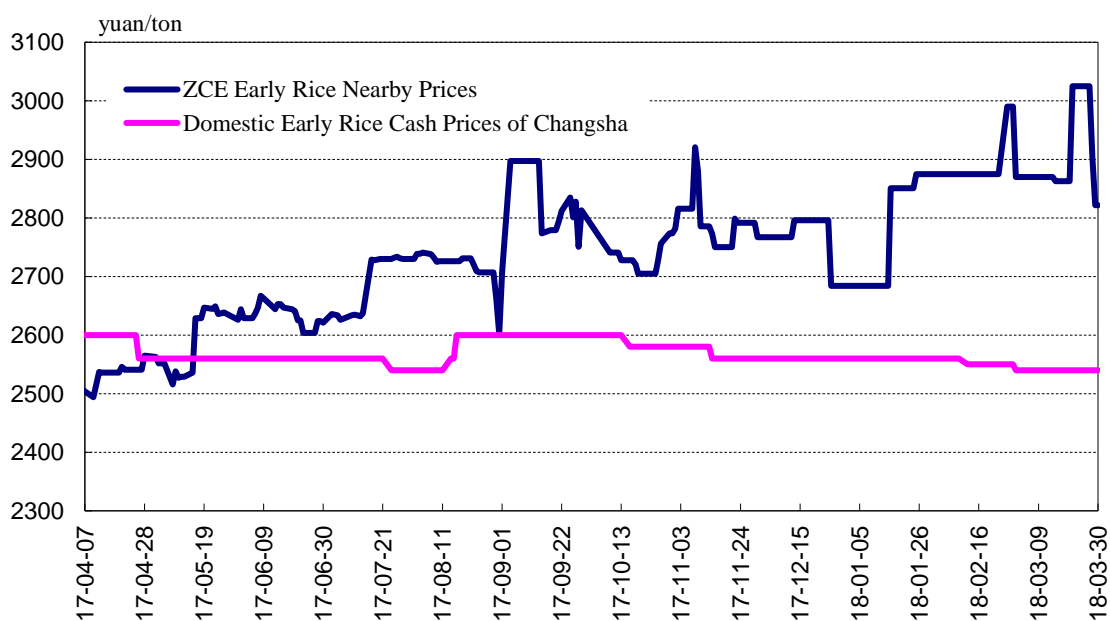
(Note: the trading volume and open interest are counted unilaterally)

II Price Charts of All Products

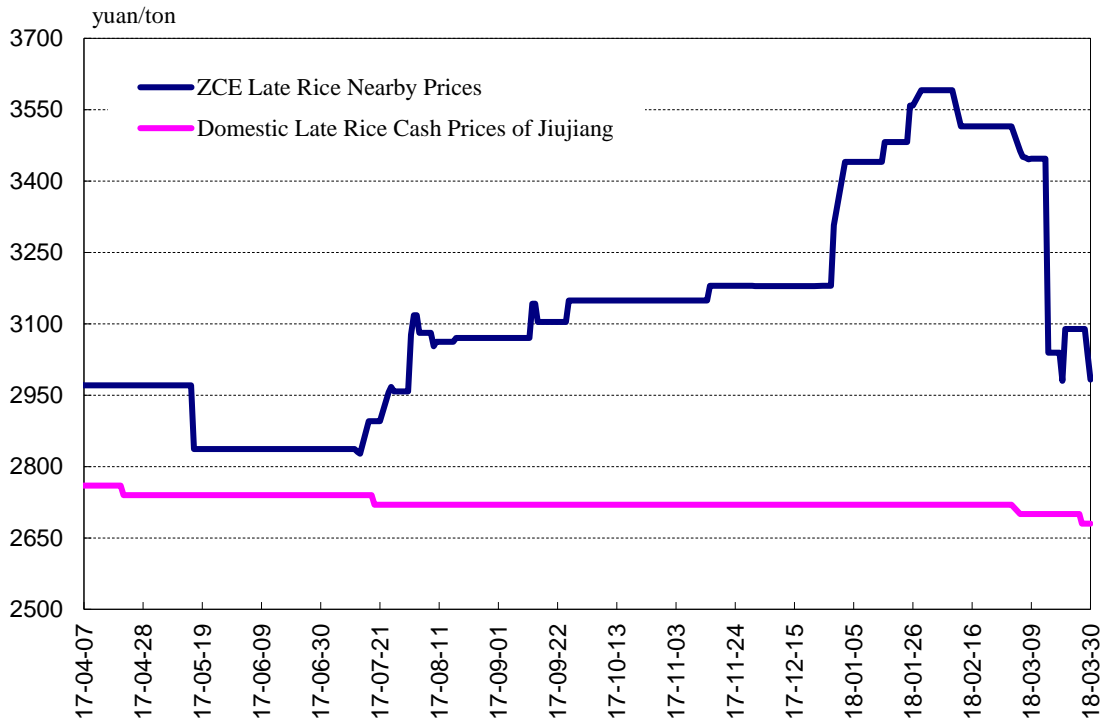
ZCE Wheat Futures Prices vs Domestic Cash Prices Chart



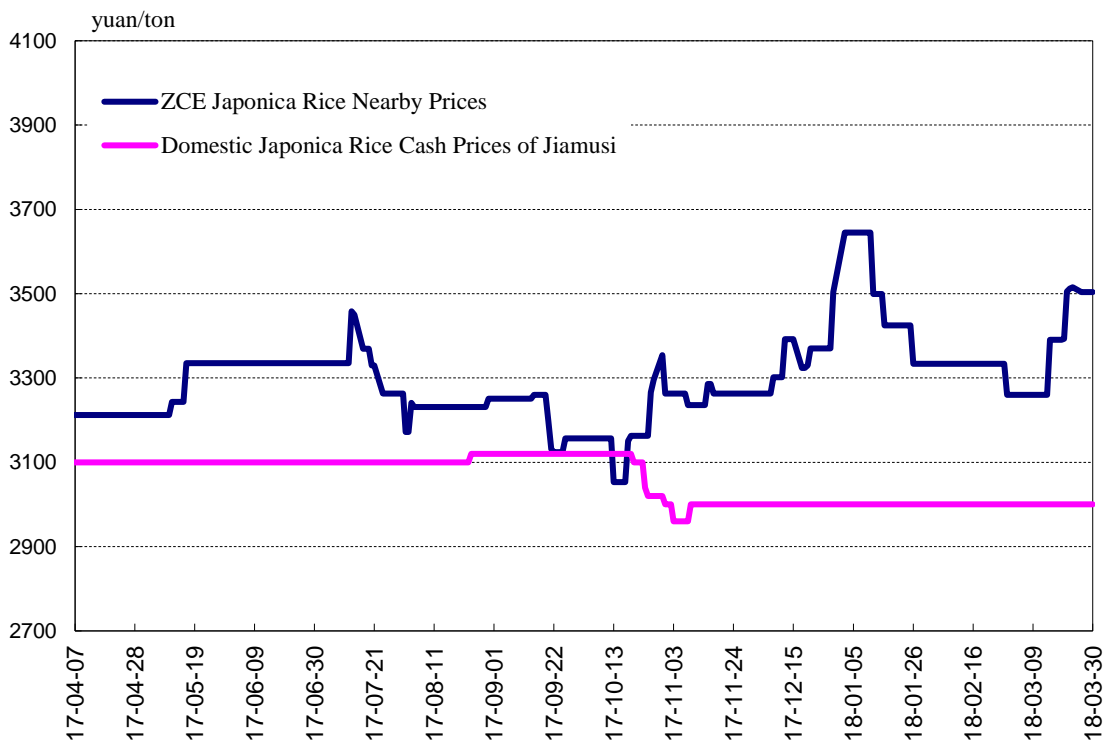
ZCE Early Rice Futures Prices vs Domestic Cash Prices Chart



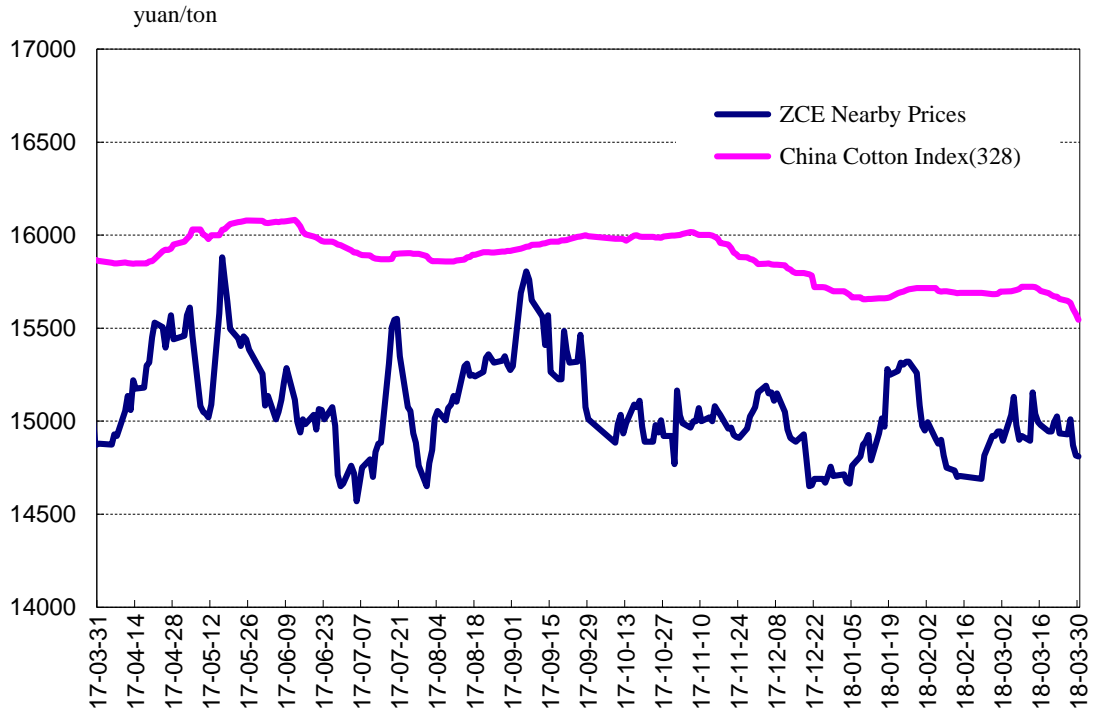
ZCE Late Rice Futures Prices vs Domestic Cash Prices Chart



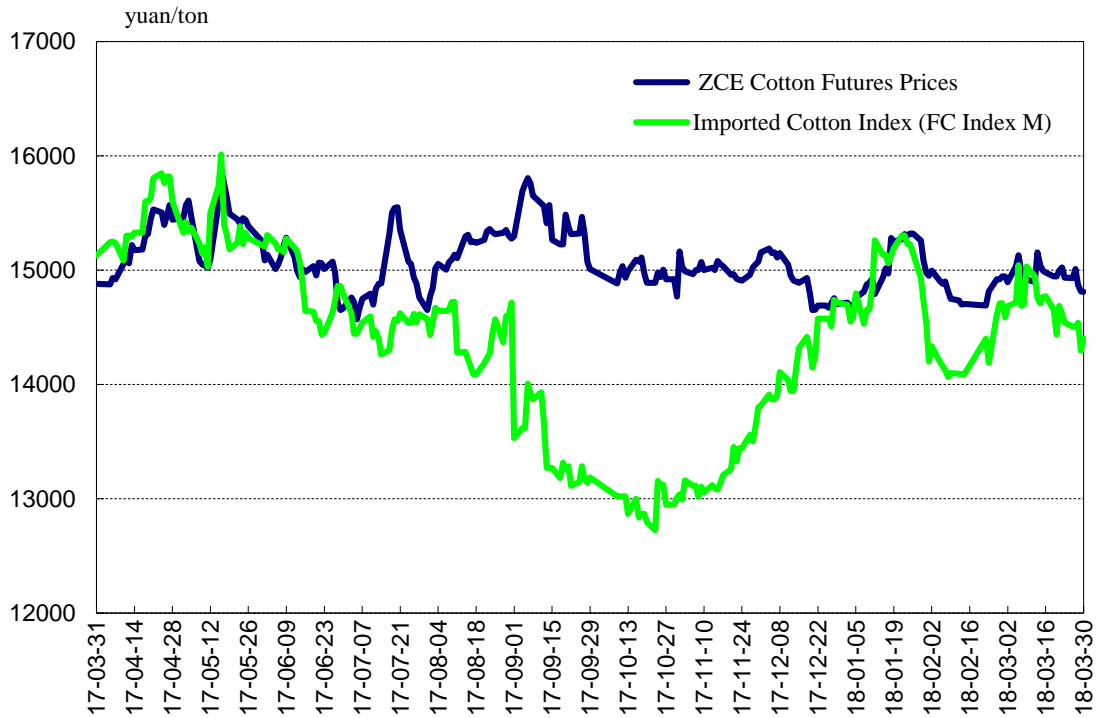
ZCE Japonica Rice Futures Prices vs Domestic Cash Prices Chart



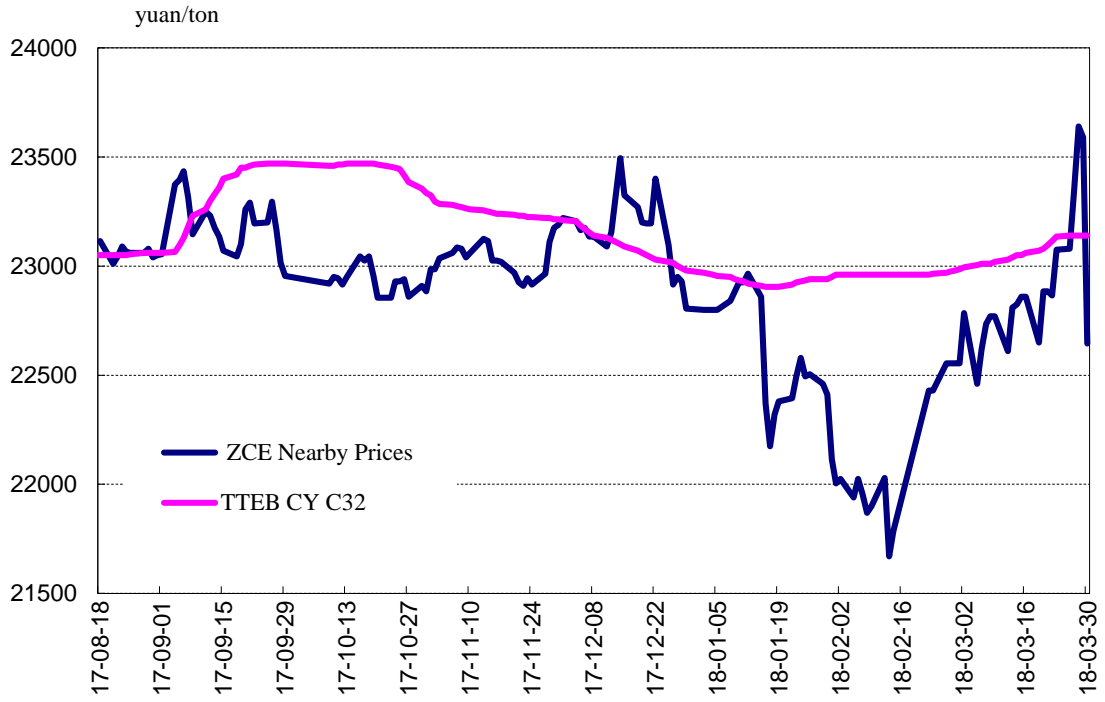
ZCE Cotton Futures vs China Cotton Index Chart



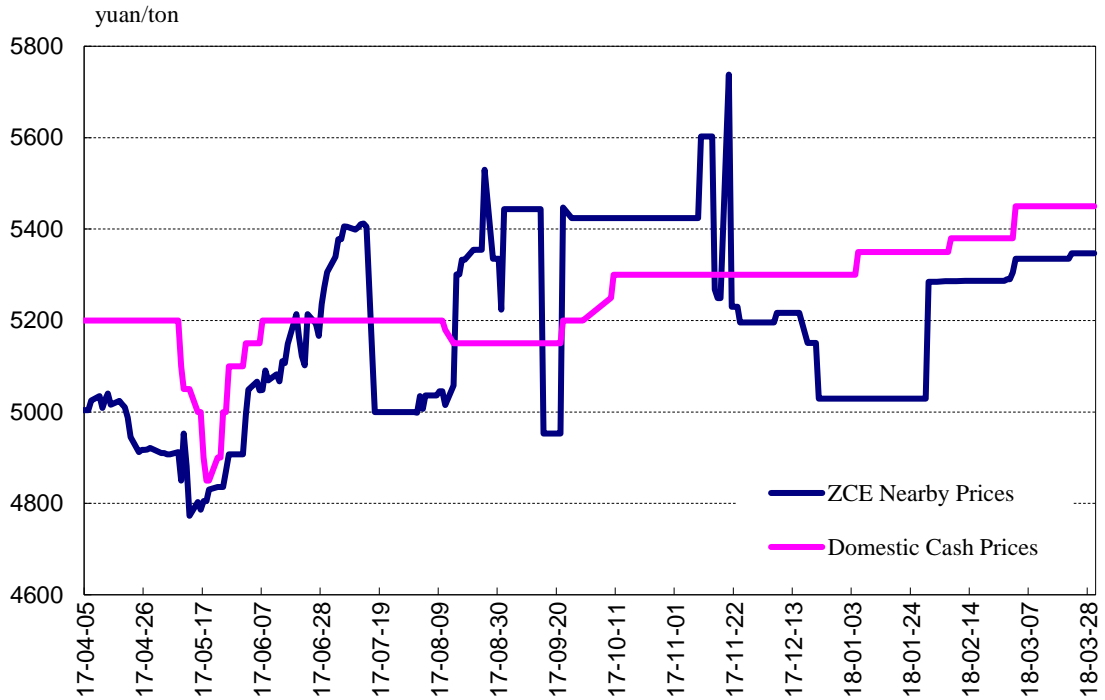
ZCE Cotton Futures Prices vs Imported Cotton Prices



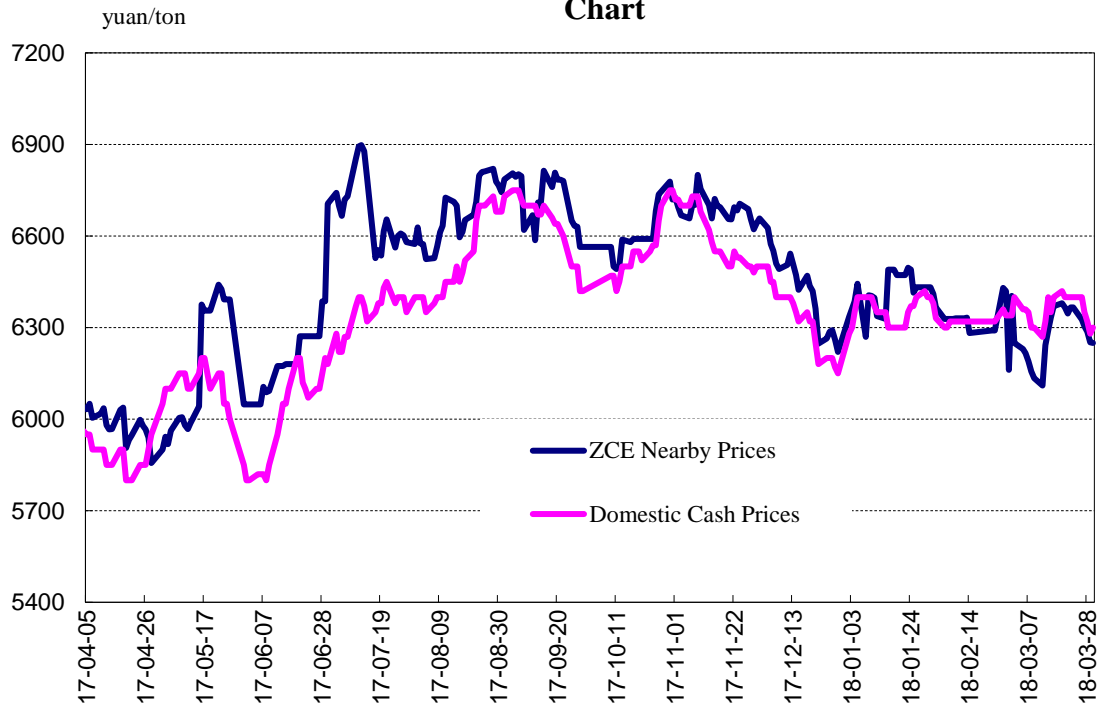
ZCE Cotton Yarn vs China Cotton Yarn Index Chart



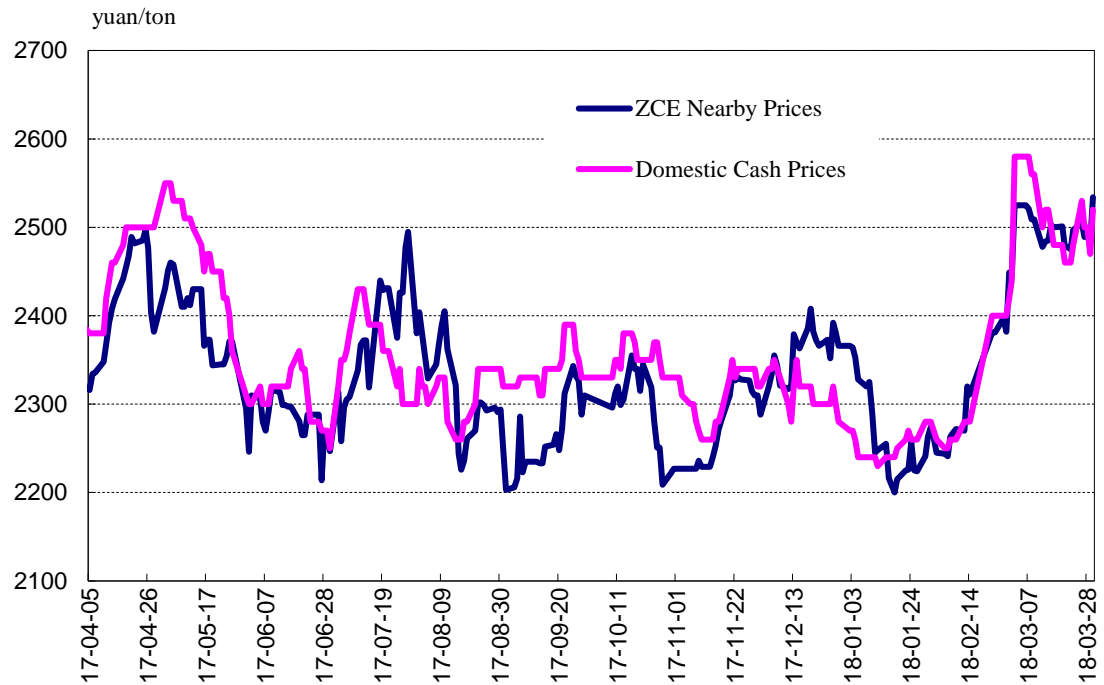
ZCE Rapeseed Futures Prices vs Domestic Cash Prices Chart



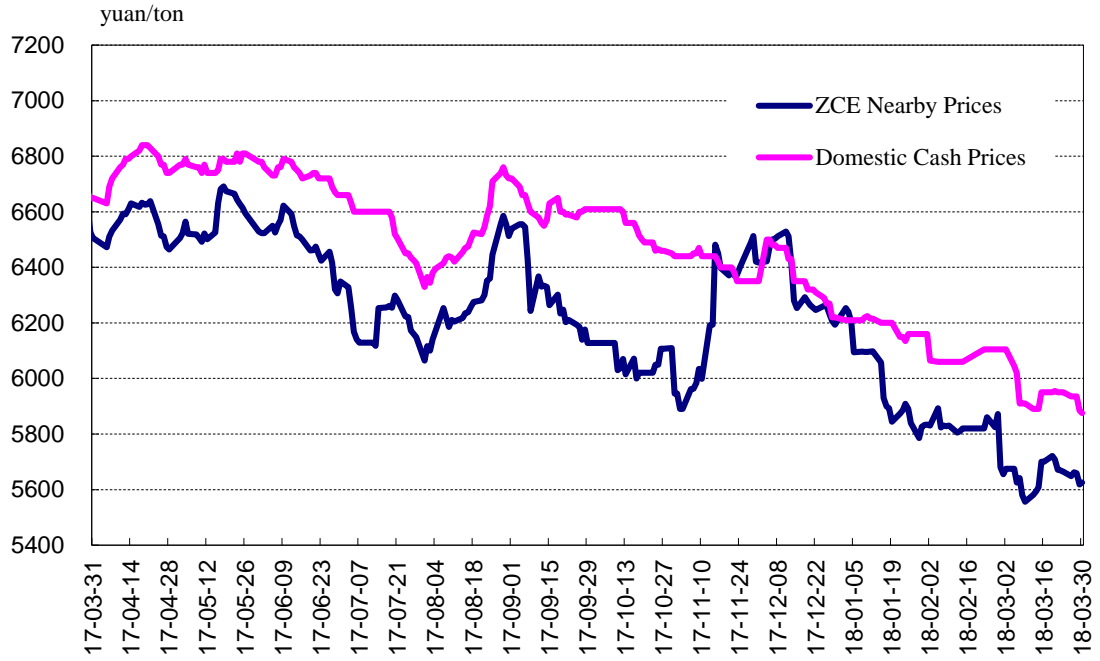
**ZCE Rapeseed Oil Futures Prices vs Domestic Cash Prices
Chart**



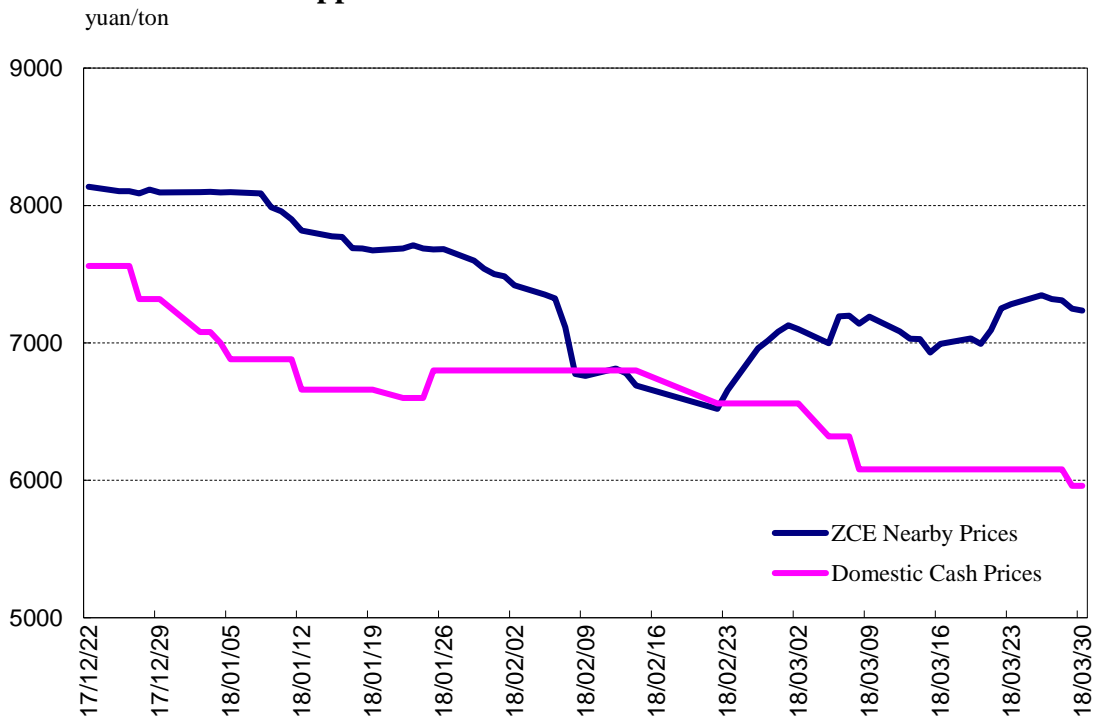
ZCE Rapeseed Meal Futures Prices vs Domestic Cash Prices Chart



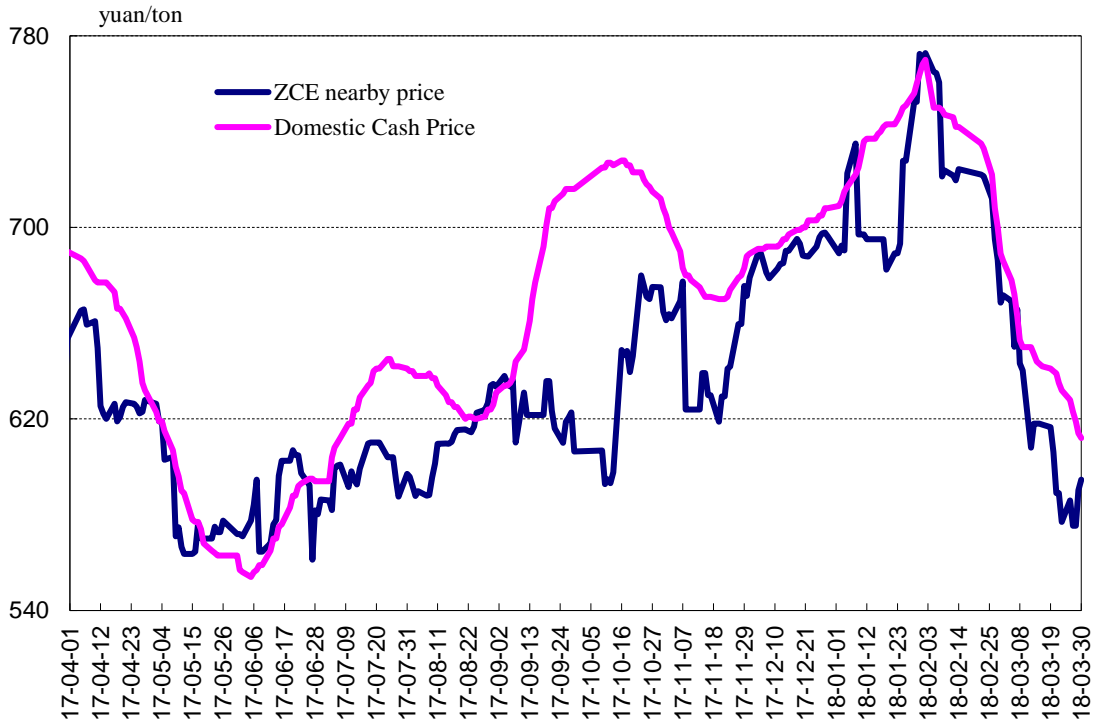
ZCE Sugar Futures Prices vs Domestic Cash Prices Chart



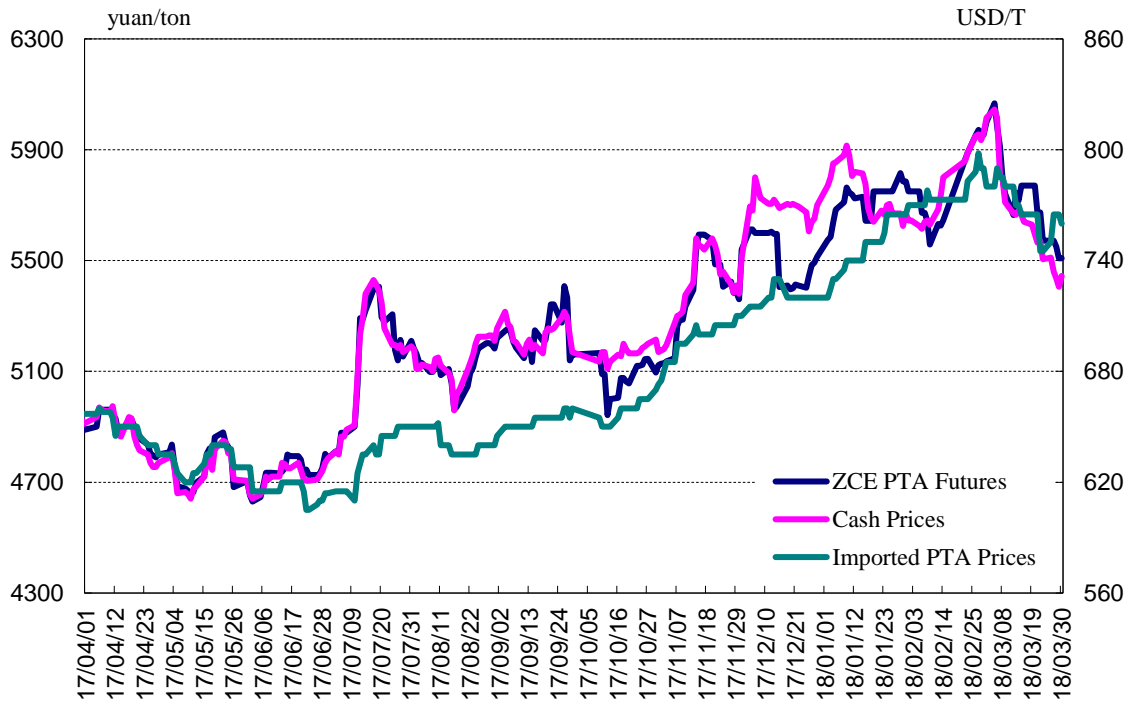
ZCE Apple Futures Prices vs Domestic Cash Prices Chart



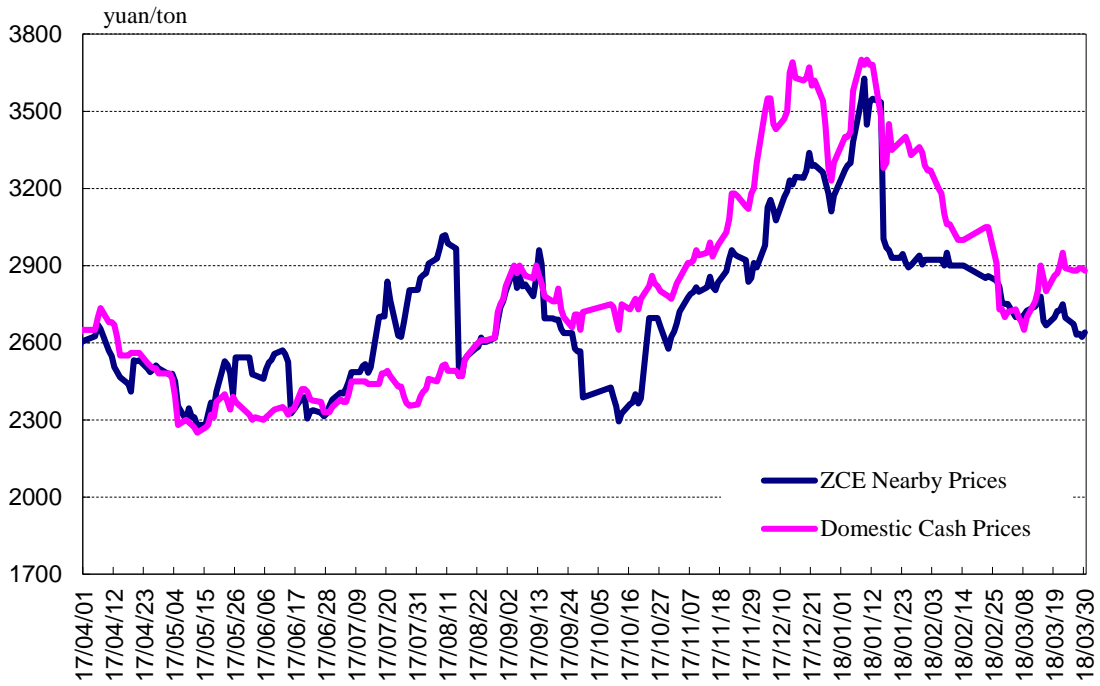
ZCE Thermal coal Futures vs Domestic Cash Prices Chart



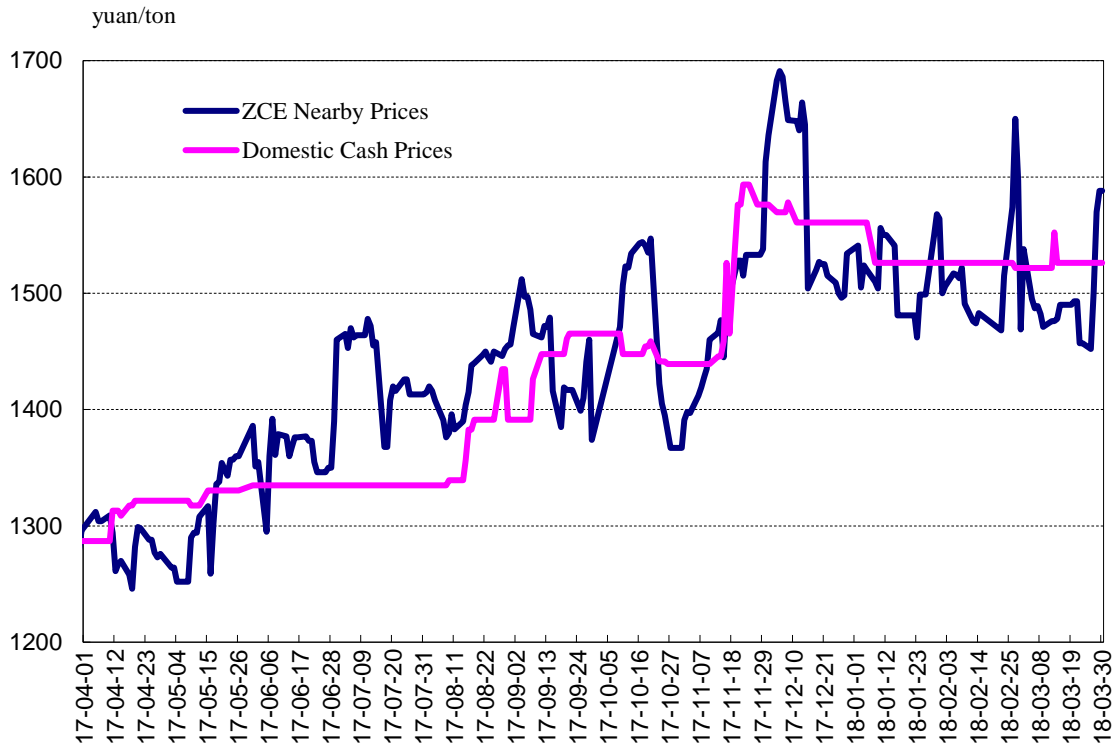
ZCE PTA Futures vs PTA Cash Prices Chart



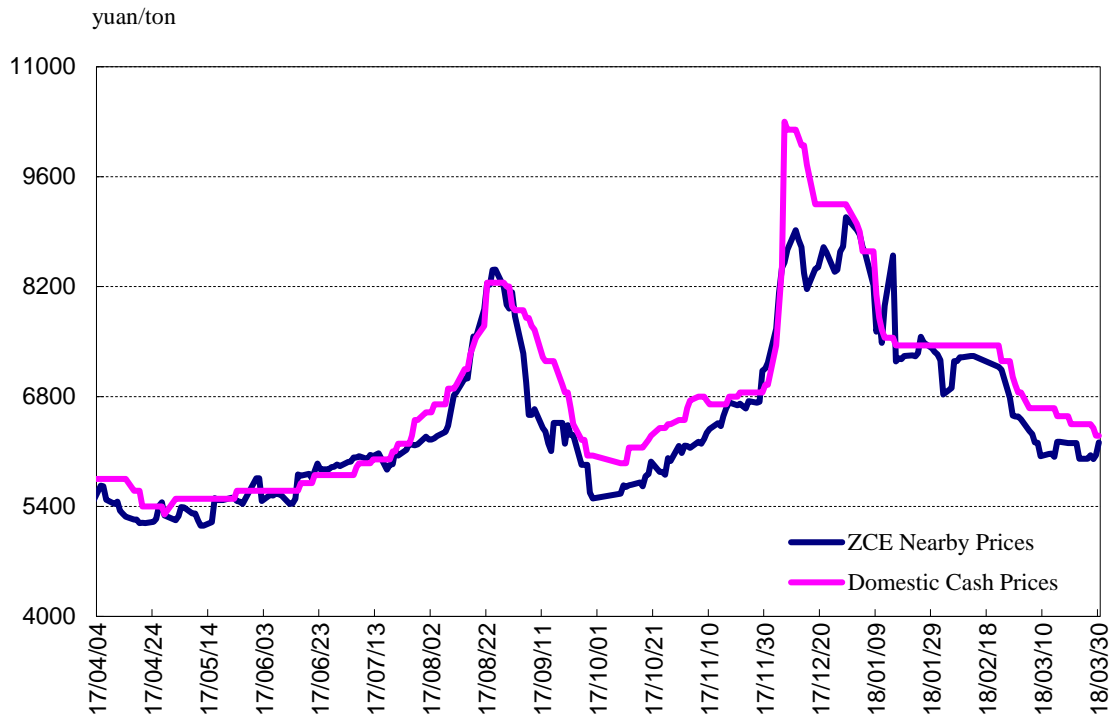
ZCE Methanol Futures Prices vs Domestic Cash Prices Chart



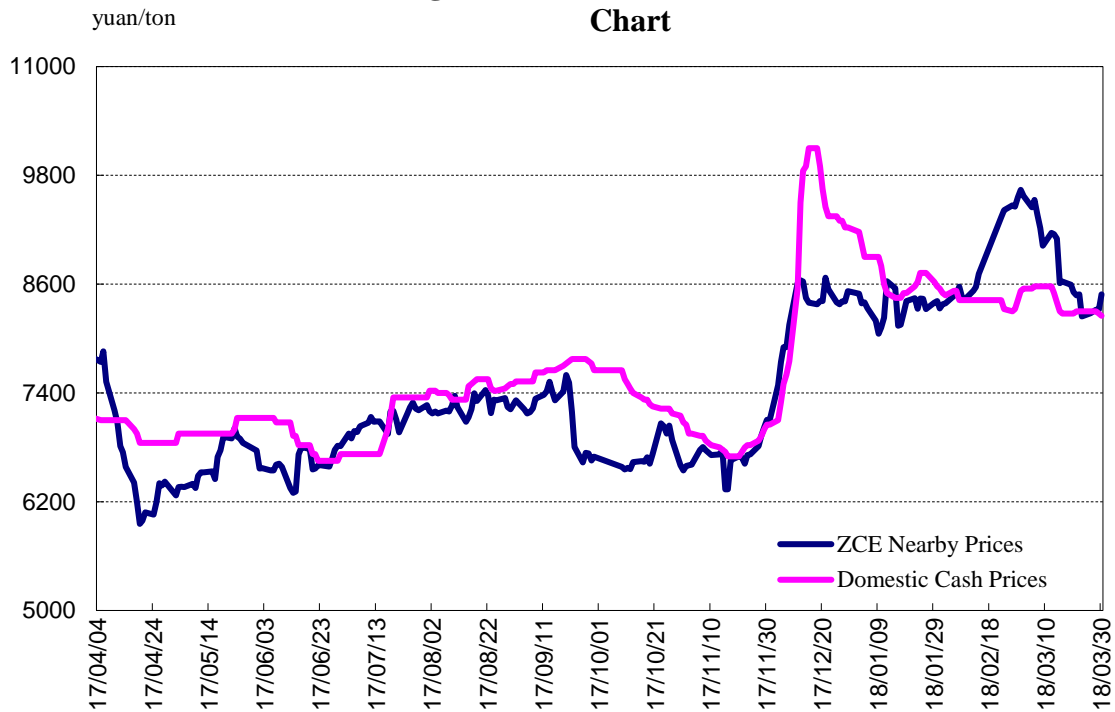
ZCE Glass Futures Prices vs Domestic Cash Prices Chart



ZCE Ferrosilicon Futures Prices vs Domestic Cash Prices Chart



ZCE Silicon Manganese Futures Prices vs Domestic Cash Prices Chart



III Trading Volume, Turnover, Open Interest and Physical Delivery

Trading Volume

	Mar. -18	Mar. -17	Change%	Jan.'- Mar.'2018	Jan.'- Mar.'2017	Change%
Apple (AP)	18,916,250		-	25,664,944	0	-
Cotton No.1 (CF)	4,817,920	6,766,072	-28.79%	11,408,438	15,103,744	-24.47%
Cotton Yarn (CY)	348		-	1,418	0	-
Early Rice (ER)			-	0	0	-
Flat Glass (FG)	8,104,066	7,766,004	4.35%	17,758,516	21,023,286	-15.53%
Japonica Rice (JR)	1,190	124	859.68%	1,244	246	405.69%
Late Rice (LR)	64	20	220.00%	122	158	-22.78%
Methanol (MA)	22,050,760	22,535,742	-2.15%	54,552,978	58,013,608	-5.97%
Methanol (ME)			-	0	0	-
Rapeseed Oil (OI)	4,782,190	5,870,846	-18.54%	9,305,474	12,721,380	-26.85%
Common Wheat (PM)	6	28	-78.57%	16	42	-61.90%
Early Rice (RI)	44	166	-73.49%	76	592	-87.16%
Rapeseed Meal (RM)	19,883,064	17,838,582	11.46%	37,597,480	42,665,408	-11.88%
Rapeseed Oil (RO)			-	0	0	-
Rapeseed (RS)	132	822	-83.94%	216	1,920	-88.75%
Ferrosilicon (SF)	3,736,000	1,163,170	221.19%	12,085,624	1,276,328	846.91%
Silicon Manganese (SM)	4,158,976	5,724,744	-27.35%	9,725,582	7,360,932	32.12%
Sugar (SR)	7,723,622	13,824,216	-44.13%	19,041,900	29,477,128	-35.40%
PTA	17,546,540	33,862,584	-48.18%	46,377,620	89,549,078	-48.21%
Thermal Coal (TC)			-	0	0	-
Strong Gluten Wheat (WH)	11,580	124,170	-90.67%	23,780	307,430	-92.26%
Strong Gluten Wheat (WS)			-	0	0	-
Hard White Wheat (WT)			-	0	0	-
Thermal Coal (ZC)	7,197,908	6,733,224	6.90%	17,770,970	11,283,998	57.49%
Total	118,930,660	122,210,514	-2.68%	261,316,398	288,785,278	-9.51%

Note: 1. Unit: Trading volume in contract; 2. Trading volume includes buying and selling volume; 3. Contract size: 10 tons (WT & ER & SR & OI & RS & RM & MA & AP), 5 tons(CF & TA & RO & SF & SM & CY), 50tons (ME & PM), 20 tons (RI & WH & FG & JR & LR), 200 tons(TC), 100 tons (ZC); 4. EFPs included .

Turnover

	Mar. -18	Mar. -17	Change%	Jan.'- Mar.'2018	Jan.'- Mar.'2017	Change%
Apple (AP)	133,166,662		-	180,281,754	0	-
Cotton No.1 (CF)	36,781,243	52,913,390	-30.49%	87,278,082	117,919,983	-25.99%
Cotton Yarn (CY)	4,067		-	16,496	0	-

Early Rice (ER)			-	0	0	-
Flat Glass (FG)	23,294,012	19,523,514	19.31%	51,862,963	54,472,581	-4.79%
Japonica Rice (JR)	7,447	791	841.47%	7,820	1,602	388.14%
Late Rice (LR)	392	116	237.93%	759	916	-17.14%
Methanol (MA)	59,590,908	60,347,219	-1.25%	151,633,268	162,585,036	-6.74%
Methanol (ME)			-	0	0	-
Rapeseed Oil (OI)	30,692,038	39,099,037	-21.50%	60,011,744	87,986,663	-31.79%
Common Wheat (PM)	76	345	-77.97%	205	523	-60.80%
Early Rice (RI)	243	893	-72.79%	423	3,190	-86.74%
Rapeseed Meal (RM)	50,046,983	42,653,063	17.34%	91,319,081	102,589,005	-10.99%
Rapeseed Oil (RO)			-	0	0	-
Rapeseed (RS)	697	4,097	-82.99%	1,145	9,519	-87.97%
Ferrosilicon (SF)	11,582,752	3,443,855	236.33%	39,320,689	3,728,369	954.64%
Silicon Manganese(SM)	15,913,782	19,465,748	-18.25%	37,036,182	24,637,317	50.33%
Sugar (SR)	43,824,851	93,243,984	-53.00%	109,510,306	200,833,451	-45.47%
PTA	48,998,736	88,305,221	-44.51%	130,719,873	244,043,216	-46.44%
Thermal Coal (TC)			-	0	0	-
Strong Gluten Wheat (WH)	60,076	762,703	-92.12%	123,868	1,858,690	-93.34%
Strong Gluten Wheat (WS)			-	0	0	-
Hard White Wheat (WT)			-	0	0	-
Thermal Coal (ZC)	43,272,088	40,600,076	6.58%	112,150,070	64,888,355	72.84%
Total	497,237,053	460,364,052	8.01%	1,051,274,728	1,065,558,416	-1.34%

Note: 1. Turnover in 10,000 Yuan; 2. Turnover includes buying and selling volume; 3. EFPs included .

Open Interest

	Mar. -18	Mar.-17	Change%	Feb. -2018	Change%
Apple (AP)	106,368		-	96,678	10.02%
Cotton No.1 (CF)	492,204	366,896	34.15%	420,840	16.96%
Cotton Yarn (CY)	24		-	48	-50.00%
Early Rice (ER)			-		0.00%
Flat Glass (FG)	431,994	265,874	62.48%	520,846	-17.06%
Japonica Rice (JR)	140	2	6,900.00%	2	6,900.00%
Late Rice (LR)	0	0	-	2	-100.00%
Methanol (MA)	685,610	622,082	10.21%	803,832	-14.71%
Methanol (ME)			-		0.00%
Rapeseed Oil (OI)	474,140	478,946	-1.00%	439,512	7.88%
Common Wheat (PM)	6	2	200.00%	2	200.00%
Early Rice (RI)	14	20	-30.00%	4	250.00%

Rapeseed Meal (RM)	1,031,114	1,175,618	-12.29%	1,106,174	-6.79%
Rapeseed Oil (RO)			-		0.00%
Rapeseed (RS)	10	86	-88.37%	14	-28.57%
Ferrosilicon (SF)	186,684	33,844	451.60%	210,002	-11.10%
Silicon Manganese(SM)	177,746	88,646	100.51%	153,246	15.99%
Sugar (SR)	681,924	980,330	-30.44%	652,982	4.43%
PTA	1,687,236	2,673,934	-36.90%	1,650,984	2.20%
Thermal Coal (TC)			-		0.00%
Strong Gluten Wheat (WH)	2,158	24,608	-91.23%	2,200	-1.91%
Strong Gluten Wheat (WS)			-		0.00%
Hard White Wheat (WT)			-		0.00%
Thermal Coal (ZC)	462,552	491,632	-5.91%	433,268	6.76%
Total	6,419,924	7,202,520	-10.87%	6,490,636	-1.09%

Note: 1. Unit: Trading volume in contract; 2. Trading volume includes buying and selling volume; 3. Contract size: 10 tons (WT & ER & SR & OI & RS & RM & MA & AP), 5 tons(CF & TA & RO & SF & SM & CY), 50tons (ME & PM),20 tons (RI & WH & FG & JR & LR), 200 tons(TC),100 tons (ZC).

Physical Delivery

	Mar.2018 Delivery Volume	Mar.2018 EFPs	Mar.2017 Delivery Volume	Mar.2017 EFPs	Jan.'- Mar.' 2018	Jan.'- Mar.' 2017
AP						
CF	1,144	280	4,368	1,560	14,784	13,528
CY	0	0			8	
ER						
FG	0	0	0	0	2,995	525
JR	0	0	0	0	0	0
LR	0	0	0	0	0	0
MA	550	0	0	0	5,242	3,035
ME						
OI	6	0	13	0	7,451	8,887
PM	0	0	0	0	0	0
RI	0	0	0	0	0	0
RM	257	0	963	0	9,989	6,063
RO						
RS						
SF	0	0	0	0	1,358	49
SM	0	0	0	0	6,881	196
SR	10	0	20	0	74,537	44,993
TA	14,929	400	9	0	51,396	34,863
TC						
WH	11	0	0	0	335	1,801

WS						
WT						
ZC	1,800	0	0	0	14,000	1,000
Total	18,707	680	5,373	1,560	188,976	114,940

Note: 1. Unit: Trading volume in contract; 2. Trading volume includes buying and selling volume; 3. Contract size: 10 tons (WT & ER & SR &OI & RS & RM & MA & AP), 5 tons(CF & TA & RO & SF & SM & CY), 50tons (ME & PM),20 tons (RI & WH & FG & JR & LR) , 200 tons(TC) ,100 tons (ZC) .

IV List of Quotations

Contract	Open	High	Low	Close	O.I	Change	Settlement	Volume	Turnover
AP805	7,090.00	7,421.00	6,892.00	7,270.00	51,520	-15,040	7,235	16,217,438	11,575.58
AP807	7,159.00	7,718.00	7,089.00	7,520.00	8,992	5,286	7,501	235,260	174.56
AP810	6,240.00	6,625.00	6,028.00	6,482.00	28,116	8,776	6,502	2,337,892	1,485.67
AP811	6,219.00	6,709.00	6,034.00	6,574.00	5,898	3,146	6,595	49,872	31.632
AP812	6,296.00	6,761.00	6,109.00	6,616.00	1,300	606	6,653	5,222	3.331
AP901	6,331.00	6,843.00	6,170.00	6,714.00	10,504	6,878	6,731	70,334	45.748
AP903	6,425.00	6,894.00	0	6,773.00	38	38	6,758	232	0.154
Subtotal					106,368			18,916,250	13,316.67
CF803	14,945.00	15,150.00	0	14,800.00	0	-3,124	14,300	2,384	1.763
CF805	15,200.00	15,485.00	14,755.00	14,825.00	151,016	-124,824	14,810	2,838,894	2,142.23
CF807	15,610.00	15,610.00	0	14,995.00	526	318	14,975	676	0.511
CF809	15,685.00	15,930.00	15,215.00	15,315.00	261,232	148,434	15,290	1,764,128	1,365.25
CF811	15,830.00	16,210.00	0	15,620.00	22	-30	15,580	110	0.087
CF901	15,870.00	16,210.00	15,680.00	15,800.00	79,402	50,584	15,760	211,720	168.283
CF903	16,145.00	16,145.00	0	15,760.00	6	6	15,760	8	0.006
Subtotal					492,204			4,817,920	3,678.12
CY803	0	0	0	0	0	0	22,825	0	0
CY804	0	0	0	0	0	0	22,645	0	0
CY805	23,070.00	23,710.00	0	23,120.00	14	-10	23,215	90	0.104
CY806	0	0	0	0	0	0	22,970	0	0
CY807	0	0	0	0	0	0	23,575	0	0
CY808	23,500.00	23,500.00	0	23,500.00	2	0	22,705	2	0.002
CY809	23,305.00	24,145.00	0	23,120.00	6	-14	23,175	244	0.285
CY810	25,920.00	25,920.00	0	23,850.00	2	0	23,850	12	0.015
CY811	0	0	0	0	0	0	23,320	0	0
CY812	0	0	0	0	0	0	22,930	0	0
CY901	0	0	0	0	0	0	23,585	0	0
CY902	0	0	0	0	0	0	22,295	0	0
CY903	0	0	0	0	0	0	22,575	0	0

Subtotal					24			348	0.407
FG803	1,469.00	1,500.00	0	1,490.00	0	-6	1,478	6	0.002
FG804	1,489.00	1,588.00	0	1,588.00	4	-2	1,588	116	0.035
FG805	1,495.00	1,508.00	1,336.00	1,416.00	280,232	-124,178	1,394	6,524,102	1,881.60
FG806	1,530.00	1,547.00	1,354.00	1,429.00	876	-10,904	1,410	20,028	5.988
FG807	1,495.00	1,495.00	0	1,360.00	2	0	1,380	62	0.018
FG808	1,463.00	1,471.00	0	1,357.00	8	-2	1,393	74	0.021
FG809	1,518.00	1,528.00	1,337.00	1,388.00	140,186	39,310	1,376	1,531,440	434.103
FG810	1,505.00	1,505.00	0	1,386.00	42	14	1,386	76	0.022
FG811	1,476.00	1,476.00	0	1,385.00	24	14	1,384	228	0.063
FG812	1,471.00	1,476.00	0	1,366.00	28	14	1,366	46	0.013
FG901	1,448.00	1,451.00	1,292.00	1,326.00	10,586	6,882	1,317	27,876	7.533
FG902	1,354.00	1,354.00	0	1,299.00	2	2	1,319	6	0.002
FG903	1,271.00	1,319.00	0	1,319.00	4	4	1,317	6	0.002
Subtotal					431,994			8,104,066	2,329.40
JR803	0	0	0	0	0	0	3,260	0	0
JR805	0	0	0	0	0	0	3,504	0	0
JR807	2,976.00	3,225.00	0	3,199.00	140	138	3,199	1,190	0.745
JR809	0	0	0	0	0	0	3,378	0	0
JR811	0	0	0	0	0	0	3,421	0	0
JR901	0	0	0	0	0	0	3,421	0	0
JR903	0	0	0	0	0	0	3,421	0	0
Subtotal					140			1,190	0.745
LR803	0	0	0	0	0	0	3,447	0	0
LR805	2,992.00	3,182.00	0	3,089.00	0	-2	2,983	58	0.035
LR807	0	0	0	0	0	0	3,229	0	0
LR809	3,466.00	3,466.00	0	3,229.00	0	0	3,229	6	0.004
LR811	0	0	0	0	0	0	3,229	0	0
LR901	0	0	0	0	0	0	3,229	0	0
LR903	0	0	0	0	0	0	3,229	0	0
Subtotal					0			64	0.039
MA803	2,780.00	2,780.00	0	2,700.00	0	-1,624	2,779	1,160	0.318
MA804	2,667.00	2,738.00	0	2,683.00	0	-14	2,640	42	0.011
MA805	2,679.00	2,827.00	2,625.00	2,719.00	450,434	-221,596	2,693	20,038,822	5,431.29
MA806	2,650.00	2,788.00	0	2,682.00	8	-8	2,658	268	0.072
MA807	2,678.00	2,734.00	0	2,593.00	14	-6	2,592	204	0.054
MA808	2,698.00	2,699.00	0	2,604.00	6	4	2,604	24	0.006
MA809	2,662.00	2,713.00	2,528.00	2,599.00	211,402	91,030	2,576	1,943,782	509.609
MA810	2,650.00	2,665.00	0	2,580.00	6	2	2,594	36	0.009
MA811	2,672.00	2,696.00	0	2,570.00	42	38	2,607	88	0.023
MA812	2,726.00	2,726.00	0	2,600.00	2	0	2,618	12	0.003
MA901	2,703.00	2,751.00	2,567.00	2,639.00	23,684	13,942	2,623	66,306	17.688

MA902	2,693.00	2,705.00	0	2,674.00	4	2	2,625	8	0.002
MA903	2,731.00	2,731.00	0	2,727.00	8	8	2,623	8	0.002
Subtotal					685,610			22,050,760	5,959.09
OI803	6,250.00	6,250.00	0	6,242.00	0	-16	6,292	28	0.017
OI805	6,382.00	6,466.00	6,182.00	6,278.00	125,904	-122,100	6,250	2,958,002	1,876.78
OI807	6,564.00	6,680.00	0	6,530.00	18	-136	6,394	180	0.117
OI809	6,646.00	6,702.00	6,378.00	6,464.00	280,750	127,730	6,444	1,711,500	1,117.14
OI811	6,692.00	6,692.00	0	6,692.00	6	0	6,502	2	0.001
OI901	6,800.00	6,840.00	6,532.00	6,614.00	67,462	29,150	6,590	112,478	75.15
OI903	0	0	0	0	0	0	6,712	0	0
Subtotal					474,140			4,782,190	3,069.20
PM803	0	0	0	0	0	0	2,340	0	0
PM805	2,520.00	2,520.00	0	2,520.00	6	4	2,520	6	0.008
PM807	0	0	0	0	0	0	2,631	0	0
PM809	0	0	0	0	0	0	2,631	0	0
PM811	0	0	0	0	0	0	2,520	0	0
PM901	0	0	0	0	0	0	2,520	0	0
PM903	0	0	0	0	0	0	2,520	0	0
Subtotal					6			6	0.008
RI803	0	0	0	0	0	0	2,870	0	0
RI805	0	0	0	0	0	0	2,822	0	0
RI807	0	0	0	0	2	0	2,700	0	0
RI809	2,566.00	2,754.00	0	2,754.00	0	0	2,660	8	0.004
RI811	3,007.00	3,007.00	0	2,735.00	12	12	2,731	34	0.019
RI901	2,784.00	2,784.00	0	2,784.00	0	-2	2,688	2	0.001
RI903	0	0	0	0	0	0	2,744	0	0
Subtotal					14			44	0.024
RM803	2,445.00	2,528.00	0	2,528.00	0	-650	2,485	336	0.085
RM805	2,495.00	2,613.00	2,457.00	2,561.00	331,924	-376,310	2,534	14,530,302	3,664.95
RM807	2,502.00	2,602.00	0	2,597.00	4,936	1,122	2,575	2,562	0.649
RM808	2,500.00	2,610.00	2,484.00	2,573.00	26,244	-3,184	2,551	5,170	1.311
RM809	2,474.00	2,599.00	2,453.00	2,573.00	566,738	320,918	2,549	5,075,046	1,274.08
RM811	2,382.00	2,538.00	2,367.00	2,519.00	62,792	-36,522	2,500	51,664	12.374
RM901	2,316.00	2,437.00	2,297.00	2,425.00	38,464	19,550	2,400	217,926	51.234
RM903	2,407.00	2,483.00	0	2,445.00	16	16	2,473	58	0.014
Subtotal					1,031,114			19,883,064	5,004.70
RS807	5,305.00	5,395.00	0	5,347.00	0	-6	5,347	8	0.004
RS808	0	0	0	0	0	0	5,257	0	0
RS809	5,464.00	5,560.00	0	5,239.00	10	2	5,214	124	0.065
RS811	0	0	0	0	0	0	4,687	0	0
Subtotal					10			132	0.07
SF803	6,510.00	6,510.00	0	6,510.00	0	-14	6,034	14	0.005
SF804	6,798.00	6,986.00	0	6,178.00	90	50	6,216	524	0.166

SF805	6,804.00	6,838.00	5,790.00	5,862.00	161,668	-40,124	5,852	3,547,270	1,100.50
SF806	6,586.00	6,948.00	0	5,908.00	50	32	5,826	80	0.026
SF807	0	0	0	0	0	0	6,068	0	0
SF808	0	0	0	0	0	0	6,036	0	0
SF809	6,608.00	6,646.00	5,742.00	5,886.00	23,658	16,242	5,856	180,382	55.191
SF810	0	0	0	0	0	0	6,058	0	0
SF811	0	0	0	0	0	0	6,220	0	0
SF812	0	0	0	0	0	0	6,280	0	0
SF901	6,562.00	6,580.00	5,720.00	5,868.00	1,212	490	5,846	7,708	2.386
SF902	5,714.00	6,368.00	0	5,888.00	4	4	5,946	20	0.006
SF903	6,200.00	6,200.00	0	6,200.00	2	2	5,876	2	0.001
Subtotal					186,684			3,736,000	1,158.28
SM803	0	0	0	0	0	0	9,102	0	0
SM804	0	0	0	0	0	0	8,486	0	0
SM805	8,156.00	8,200.00	7,114.00	7,582.00	164,782	14,908	7,536	4,057,904	1,554.73
SM806	0	0	0	0	0	0	7,892	0	0
SM807	7,512.00	7,512.00	0	7,108.00	2	0	7,266	10	0.004
SM808	0	0	0	0	2	0	7,100	0	0
SM809	7,790.00	7,842.00	6,850.00	7,160.00	12,676	9,434	7,088	98,894	35.857
SM810	8,050.00	8,050.00	0	6,860.00	0	-62	6,926	134	0.051
SM811	0	0	0	0	0	0	7,148	0	0
SM812	0	0	0	0	0	0	7,234	0	0
SM901	7,612.00	7,696.00	6,760.00	6,976.00	284	220	6,934	2,034	0.739
SM902	0	0	0	0	0	0	7,278	0	0
SM903	0	0	0	0	0	0	7,278	0	0
Subtotal					177,746			4,158,976	1,591.38
SR803	5,631.00	5,680.00	0	5,580.00	0	-220	5,608	262	0.148
SR805	5,775.00	5,796.00	5,566.00	5,659.00	266,916	-178,950	5,626	5,495,530	3,123.45
SR807	5,770.00	5,770.00	0	5,567.00	682	280	5,594	2,542	1.425
SR809	5,722.00	5,780.00	5,511.00	5,551.00	360,480	183,178	5,540	2,095,678	1,185.01
SR811	5,689.00	5,747.00	0	5,521.00	248	32	5,521	140	0.079
SR901	5,625.00	5,685.00	5,468.00	5,515.00	46,358	21,382	5,503	111,990	62.698
SR903	5,597.00	5,597.00	0	5,597.00	50	-2	5,479	2	0.001
SR905	5,574.00	5,630.00	5,421.00	5,472.00	6,936	3,016	5,460	16,594	9.191
SR907	5,552.00	5,599.00	0	5,455.00	32	4	5,461	60	0.033
SR909	5,694.00	5,694.00	5,324.00	5,496.00	222	222	5,481	824	0.456
Subtotal					681,924			7,723,622	4,382.49
TA803	5,976.00	6,078.00	5,650.00	5,650.00	0	-39,726	5,716	65,814	19.643
TA804	5,870.00	5,944.00	0	5,484.00	10	4	5,508	78	0.022
TA805	5,846.00	5,864.00	5,378.00	5,436.00	608,384	-451,498	5,420	12,529,956	3,516.89
TA806	5,812.00	5,812.00	0	5,422.00	26	20	5,422	912	0.258
TA807	5,760.00	5,764.00	5,356.00	5,410.00	220,844	162,566	5,408	668,616	184.441
TA808	5,702.00	5,720.00	0	5,392.00	16	12	5,420	70	0.019

TA809	5,690.00	5,696.00	5,372.00	5,430.00	847,042	387,398	5,432	4,208,524	1,158.60
TA810	5,628.00	5,676.00	0	5,488.00	0	-4	5,410	70	0.02
TA811	5,500.00	5,536.00	0	5,490.00	18	-28,000	5,400	31,328	8.63
TA812	5,504.00	5,506.00	0	5,506.00	6	-6	5,426	14	0.004
TA901	5,652.00	5,660.00	5,380.00	5,428.00	10,882	5,490	5,424	41,120	11.33
TA902	5,648.00	5,648.00	0	5,410.00	6	-6	5,420	36	0.01
TA903	5,486.00	5,486.00	0	5,486.00	2	2	5,438	2	0.001
Subtotal					1,687,236			17,546,540	4,899.87
WH803	2,506.00	2,520.00	0	2,520.00	0	-28	2,520	48	0.024
WH805	2,632.00	2,696.00	2,487.00	2,529.00	1,538	-342	2,513	10,516	5.471
WH807	0	0	0	0	0	0	2,512	0	0
WH809	2,560.00	2,580.00	2,478.00	2,498.00	528	242	2,490	902	0.454
WH811	0	0	0	0	0	0	2,613	0	0
WH901	2,580.00	2,580.00	0	2,522.00	92	86	2,524	114	0.058
WH903	0	0	0	0	0	0	2,620	0	0
Subtotal					2,158			11,580	6.008
ZC803	667.8	688.8	640.2	655	0	-12,422	666	10,494	6.86
ZC804	608	632	0	603.2	0	-2	595	58	0.034
ZC805	634.6	638	562.2	579.6	267,798	-81,390	578	5,619,438	3,385.15
ZC806	627	627	0	572.4	6	0	573	164	0.095
ZC807	635.2	636.6	563	578.8	75,812	40,736	576	819,710	497.261
ZC808	618.2	618.2	0	572	100	98	570	180	0.103
ZC809	617	626.8	560	572.8	111,238	77,228	569	713,698	417.181
ZC810	627.8	627.8	0	568.6	2	0	569	44	0.025
ZC811	622	622	0	574	146	112	575	238	0.139
ZC812	613.2	615	0	615	4	4	584	4	0.002
ZC901	622.2	630.8	573.8	586.8	7,336	4,810	584	33,420	20.088
ZC902	591	625	0	625	0	0	580	4	0.002
ZC903	616.8	618.2	0	575.4	110	110	574	456	0.266
Subtotal					462,552			7,197,908	4,327.21
Total					6,419,924			118,930,660	49,723.71

Note: 1. Unit: Trading volume in contract; 2. Turnover :100,000,000 Yuan.

V Daily Settlement Price by Contracts

Strong Gluten Wheat									
Date	803	805	807	809	811	901	903	Vol	O.I
2018-3-1	2506	2638	2584	2560	2661	2626		506	2288
2018-3-2	2506	2669	2614	2567	2661	2626		1868	2608
2018-3-5	2506	2663	2608	2562	2661	2626		770	2698
2018-3-6	2506	2621	2567	2541	2639	2626		1118	2566
2018-3-7	2506	2589	2567	2536	2639	2626		1166	2350

2018-3-8	2510	2586	2567	2535	2639	2626		394	2390
2018-3-9	2520	2585	2566	2543	2639	2620		892	2328
2018-3-12	2520	2595	2576	2541	2639	2620		388	2310
2018-3-13	2520	2589	2570	2540	2639	2620		138	2280
2018-3-14	2520	2590	2571	2537	2639	2620		108	2254
2018-3-15		2587	2568	2539	2639	2580	2620	306	2258
2018-3-16		2591	2572	2534	2634	2580	2620	224	2238
2018-3-19		2575	2556	2530	2634	2551	2620	334	2206
2018-3-20		2580	2561	2523	2634	2551	2620	346	2088
2018-3-21		2591	2572	2522	2634	2551	2620	272	2048
2018-3-22		2588	2569	2518	2634	2551	2620	116	2036
2018-3-23		2572	2553	2498	2613	2547	2620	592	2006
2018-3-26		2544	2525	2492	2613	2534	2620	632	2030
2018-3-27		2529	2525	2491	2613	2525	2620	426	2140
2018-3-28		2516	2512	2489	2613	2525	2620	368	2166
2018-3-29		2507	2512	2482	2613	2523	2620	364	2208
2018-3-30		2513	2512	2490	2613	2524	2620	252	2158

Common Wheat									
Date	803	805	807	809	811	901	903	Vol	O.I
2018-3-1	2438	2625	2741	2741	2625	2625		0	2
2018-3-2	2438	2625	2741	2741	2625	2625		0	2
2018-3-5	2340	2520	2631	2631	2520	2520		6	6
2018-3-6	2340	2520	2631	2631	2520	2520		0	6
2018-3-7	2340	2520	2631	2631	2520	2520		0	6
2018-3-8	2340	2520	2631	2631	2520	2520		0	6
2018-3-9	2340	2520	2631	2631	2520	2520		0	6
2018-3-12	2340	2520	2631	2631	2520	2520		0	6
2018-3-13	2340	2520	2631	2631	2520	2520		0	6
2018-3-14	2340	2520	2631	2631	2520	2520		0	6
2018-3-15		2520	2631	2631	2520	2520	2520	0	6
2018-3-16		2520	2631	2631	2520	2520	2520	0	6
2018-3-19		2520	2631	2631	2520	2520	2520	0	6
2018-3-20		2520	2631	2631	2520	2520	2520	0	6
2018-3-21		2520	2631	2631	2520	2520	2520	0	6
2018-3-22		2520	2631	2631	2520	2520	2520	0	6
2018-3-23		2520	2631	2631	2520	2520	2520	0	6
2018-3-26		2520	2631	2631	2520	2520	2520	0	6
2018-3-27		2520	2631	2631	2520	2520	2520	0	6
2018-3-28		2520	2631	2631	2520	2520	2520	0	6
2018-3-29		2520	2631	2631	2520	2520	2520	0	6
2018-3-30		2520	2631	2631	2520	2520	2520	0	6

Early Rice									
Date	803	805	807	809	811	901	903	Vol	O.I
2018-3-1	2870	2863	2792	2755	2784	2784		2	2
2018-3-2	2870	2863	2792	2755	2784	2784		0	2
2018-3-5	2870	2863	2792	2755	2784	2784		0	2
2018-3-6	2870	2863	2792	2755	2784	2784		0	2
2018-3-7	2870	2863	2792	2755	2784	2784		0	2
2018-3-8	2870	2863	2792	2755	2784	2784		0	2
2018-3-9	2870	2863	2792	2755	2784	2784		0	2
2018-3-12	2870	2863	2792	2755	2784	2784		0	2
2018-3-13	2870	2863	2792	2755	2784	2784		0	2
2018-3-14	2870	2863	2792	2755	2784	2784		0	2
2018-3-15		2863	2792	2755	2784	2784	2784	0	2
2018-3-16		2863	2792	2755	2784	2784	2784	0	2
2018-3-19		2863	2792	2755	2784	2784	2784	0	2
2018-3-20		2863	2792	2755	2784	2784	2784	0	2
2018-3-21		3025	2792	2866	2942	2896	2942	4	4
2018-3-22		3025	2792	2866	2942	2896	2942	0	4
2018-3-23		3025	2792	2866	2942	2896	2942	0	4
2018-3-26		3025	2792	2866	2942	2896	2942	0	4
2018-3-27		3025	2792	2866	2942	2896	2942	0	4
2018-3-28		2904	2792	2751	2824	2780	2824	10	10
2018-3-29		2822	2713	2673	2744	2701	2744	20	14
2018-3-30		2822	2700	2660	2731	2688	2744	8	14

Late Rice									
Date	803	805	807	809	811	901	903	Vol	O.I
2018-3-1	3515	3117	3373	3373	3373	3373		0	2
2018-3-2	3515	3117	3373	3373	3373	3373		0	2
2018-3-5	3463	3071	3323	3323	3323	3323		12	4
2018-3-6	3451	3060	3311	3311	3311	3311		2	2
2018-3-7	3449	3058	3309	3309	3309	3309		4	2
2018-3-8	3446	3055	3306	3306	3306	3306		2	2
2018-3-9	3447	3056	3307	3307	3307	3307		4	0
2018-3-12	3447	3056	3307	3307	3307	3307		0	0
2018-3-13	3447	3056	3307	3307	3307	3307		0	0
2018-3-14	3447	3056	3307	3307	3307	3307		0	0
2018-3-15		3039	3289	3289	3289	3289	3289	22	0
2018-3-16		3039	3289	3289	3289	3289	3289	0	0
2018-3-19		3039	3289	3289	3289	3289	3289	0	0
2018-3-20		2980	3225	3225	3225	3225	3225	10	2
2018-3-21		3089	3343	3343	3343	3343	3343	2	0

2018-3-22		3089	3343	3343	3343	3343	3343	0	0
2018-3-23		3089	3343	3343	3343	3343	3343	0	0
2018-3-26		3089	3343	3343	3343	3343	3343	0	0
2018-3-27		3089	3343	3343	3343	3343	3343	0	0
2018-3-28		3089	3343	3343	3343	3343	3343	0	0
2018-3-29		3034	3284	3284	3284	3284	3284	4	2
2018-3-30		2983	3229	3229	3229	3229	3229	2	0

Japonica Rice									
Date	803	805	807	809	811	901	903	Vol	O.I
2018-3-1	3260	3391	3096	3270	3312	3312		0	2
2018-3-2	3260	3391	3096	3270	3312	3312		0	2
2018-3-5	3260	3391	3096	3270	3312	3312		0	2
2018-3-6	3260	3391	3096	3270	3312	3312		0	2
2018-3-7	3260	3391	3096	3270	3312	3312		0	2
2018-3-8	3260	3391	3096	3270	3312	3312		0	2
2018-3-9	3260	3391	3096	3270	3312	3312		0	2
2018-3-12	3260	3391	3096	3270	3312	3312		0	2
2018-3-13	3260	3391	3096	3270	3312	3312		0	2
2018-3-14	3260	3391	3096	3270	3312	3312		0	2
2018-3-15		3391	3096	3270	3312	3312	3312	0	2
2018-3-16		3391	3096	3270	3312	3312	3312	0	2
2018-3-19		3391	3096	3270	3312	3312	3312	0	2
2018-3-20		3393	3098	3272	3314	3314	3314	830	376
2018-3-21		3505	3200	3380	3423	3423	3423	290	184
2018-3-22		3512	3206	3386	3429	3429	3429	34	160
2018-3-23		3515	3209	3389	3432	3432	3432	4	160
2018-3-26		3504	3199	3378	3421	3421	3421	14	152
2018-3-27		3504	3199	3378	3421	3421	3421	0	152
2018-3-28		3504	3199	3378	3421	3421	3421	2	152
2018-3-29		3504	3199	3378	3421	3421	3421	2	152
2018-3-30		3504	3199	3378	3421	3421	3421	14	140

Cotton No. 1									
Date	803	805	807	809	811	901	903	Vol	O.I
2018-3-1	14945	15235	15395	15710	15885	15870		145956	424332
2018-3-2	14895	15170	15345	15645	15845	15810		171844	427266
2018-3-5	15035	15305	15505	15775	16005	15975		259012	431694
2018-3-6	15130	15400	15585	15860	16100	16105		254446	454124
2018-3-7	14980	15310	15390	15750	15975	16040		239438	444422
2018-3-8	14900	15165	15310	15635	15970	16050		206650	437360
2018-3-9	14920	15215	15380	15690	15970	16080		180512	436790

2018-3-12	14895	15155	15285	15625	15855	16005		209578	434738
2018-3-13	14300	15040	15195	15515	15830	15895		207912	420900
2018-3-14	14300	15040	15190	15520	15770	15905		160306	422976
2018-3-15		14995	15190	15485	15780	15865	15905	236138	426510
2018-3-16		14980	15090	15450	15730	15830	15905	125686	428970
2018-3-19		14945	15125	15425	15705	15815	15905	174326	444068
2018-3-20		14945	15130	15445	15700	15835	15905	182206	452116
2018-3-21		14995	15175	15495	15725	15885	15905	183652	453452
2018-3-22		15025	15200	15545	15795	15935	15905	184886	466282
2018-3-23		14935	15105	15455	15760	15855	16045	361718	460872
2018-3-26		14930	15085	15440	15760	15870	16045	286548	467340
2018-3-27		15010	15135	15505	15760	15940	16045	219872	464006
2018-3-28		14870	15005	15360	15575	15835	16045	457938	493906
2018-3-29		14815	14965	15280	15545	15735	15940	190540	498114
2018-3-30		14810	14975	15290	15580	15760	15760	178756	492204

Cotton Yarn															
Date	803	804	805	806	807	808	809	810	811	812	901	902	903	Vol	O.I
2018-3-1	22555	22590	23070	22740	23350	24025	23215	23510	23320	22925	22560	22560		0	48
2018-3-2	22785	22820	23070	22970	23585	24270	23450	23750	23555	23155	22790	22790		52	44
2018-3-5	22460	22495	23070	22970	23585	24270	23115	23750	23220	22825	22465	22465		28	46
2018-3-6	22620	22655	23070	23135	23755	24445	23280	23920	23385	22990	22625	22625		2	46
2018-3-7	22735	22770	23185	23250	23875	24415	23300	24040	23500	23105	22740	22740		6	46
2018-3-8	22770	22805	23220	23285	23910	23500	23305	24045	23505	23110	22745	22745		28	38
2018-3-9	22770	22805	23220	23285	23910	23500	23320	24045	23505	23110	22745	22745		0	38
2018-3-12	22610	22645	23130	23195	23815	23410	23155	23875	23340	22945	22585	22585		10	34
2018-3-13	22810	22845	23130	23400	24025	23615	23360	24085	23545	23150	22785	22785		6	28
2018-3-14	22825	22860	23185	23455	24080	23670	23375	24100	23560	23165	22800	22800		10	28
2018-3-15		22860	23185	23455	24080	23670	23345	24100	23560	23165	22800	22800	22800	0	28
2018-3-16		22860	23185	23455	24080	23670	23295	24100	23560	23165	22800	22800	22800	0	28
2018-3-19		22650	22970	23235	23855	23450	23275	23875	23340	22950	22590	22590	22590	8	26
2018-3-20		22885	22970	23475	24100	23690	23515	24120	23580	23185	22825	22825	22825	2	24
2018-3-21		22885	23040	23475	24100	23690	23505	24120	23580	23185	22825	22825	22825	0	24
2018-3-22		22865	23020	23455	24080	23670	23505	24100	23560	23165	22805	22805	22805	4	28
2018-3-23		23075	23230	23670	24300	23670	23405	24320	23775	23375	23015	23015	23015	4	26
2018-3-26		23080	22975	23410	24035	23410	23410	24325	23780	23380	23020	23020	23020	132	26
2018-3-27		23350	23245	23685	24315	23410	23985	24920	24365	23955	23585	23585	23585	36	24
2018-3-28		23640	23215	23980	24615	23700	23190	25230	24670	24255	23585	23585	23880	10	26
2018-3-29		23590	23215	23930	24560	23650	23140	24845	24295	23885	23585	23225	23515	8	26
2018-3-30		22645	23215	22970	23575	22705	23175	23850	23320	22930	23585	22295	22575	2	24

Rapeseed						
Date	807	808	809	811	Vol	O.I
2018-3-1	5305	5257	5289	4680	0	14
2018-3-2	5335	5257	5289	4706	6	10
2018-3-5	5335	5257	5289	4706	0	10
2018-3-6	5335	5257	5289	4706	0	10
2018-3-7	5335	5257	5289	4706	0	10
2018-3-8	5335	5257	5289	4706	0	10
2018-3-9	5335	5257	5384	4791	10	6
2018-3-12	5335	5257	5384	4791	0	6
2018-3-13	5335	5257	5269	4689	8	6
2018-3-14	5335	5257	5272	4692	14	12
2018-3-15	5335	5257	5272	4692	0	12
2018-3-16	5335	5257	5272	4692	0	12
2018-3-19	5335	5257	5272	4692	0	12
2018-3-20	5335	5257	5272	4692	0	12
2018-3-21	5335	5257	5323	4737	6	10
2018-3-22	5347	5257	5302	4718	48	18
2018-3-23	5347	5257	5249	4718	0	18
2018-3-26	5347	5257	5249	4718	0	18
2018-3-27	5347	5257	5249	4718	0	18
2018-3-28	5347	5257	5179	4655	6	18
2018-3-29	5347	5257	5229	4700	14	14
2018-3-30	5347	5257	5214	4687	20	10

Rapeseed Oil									
Date	803	805	807	809	811	901	903	Vol	O.I
2018-3-1	6404	6370	6546	6622	6688	6768		174952	442880
2018-3-2	6250	6408	6584	6650	6704	6804		284214	433868
2018-3-5	6230	6386	6574	6632	6692	6792		220886	445956
2018-3-6	6216	6372	6540	6620	6692	6770		146818	450332
2018-3-7	6190	6344	6492	6584	6628	6724		186652	455968
2018-3-8	6156	6308	6486	6546	6622	6692		134024	455368
2018-3-9	6134	6284	6448	6508	6550	6658		192154	449898
2018-3-12	6110	6258	6420	6478	6550	6634		120188	455376
2018-3-13	6242	6328	6460	6532	6598	6694		279710	474382
2018-3-14	6292	6378	6548	6564	6598	6712		244934	480744
2018-3-15		6332	6474	6518	6592	6658	6712	173600	481494
2018-3-16		6370	6514	6536	6592	6680	6712	231156	484130
2018-3-19		6380	6548	6562	6610	6702	6712	253622	503430
2018-3-20		6366	6548	6544	6610	6684	6712	215284	505516
2018-3-21		6346	6504	6532	6610	6670	6712	228826	500522

2018-3-22		6366	6522	6558	6610	6682	6712	219824	501964
2018-3-23		6366	6566	6544	6610	6684	6712	300842	488030
2018-3-26		6326	6484	6514	6604	6662	6712	355148	472004
2018-3-27		6304	6466	6504	6604	6652	6712	210024	479532
2018-3-28		6286	6460	6478	6560	6624	6712	139368	479044
2018-3-29		6252	6394	6436	6492	6578	6712	217314	481640
2018-3-30		6250	6394	6444	6502	6590	6712	252650	474140

Rapeseed Meal

Date	803	805	807	808	809	811	901	903	Vol	O.I
2018-3-1	2445	2493	2503	2499	2469	2379	2308		694948	1133608
2018-3-2	2525	2557	2531	2604	2522	2420	2340		1621762	1190244
2018-3-5	2525	2574	2572	2573	2534	2416	2345		1028708	1141450
2018-3-6	2525	2564	2567	2554	2533	2414	2348		800898	1129302
2018-3-7	2521	2560	2571	2575	2537	2421	2346		1061272	1136848
2018-3-8	2509	2548	2561	2561	2525	2417	2343		757556	1126694
2018-3-9	2509	2548	2557	2563	2526	2422	2349		1117052	1103044
2018-3-12	2478	2517	2525	2524	2489	2397	2331		919172	1078848
2018-3-13	2484	2523	2525	2510	2497	2398	2339		678858	1071334
2018-3-14	2485	2524	2534	2527	2501	2406	2342		632434	1085998
2018-3-15		2503	2511	2508	2485	2395	2332	2407	718744	1044182
2018-3-16		2500	2514	2521	2499	2379	2342	2365	857216	1038188
2018-3-19		2501	2515	2528	2503	2410	2347	2376	792058	1009756
2018-3-20		2477	2496	2507	2476	2382	2328	2360	644744	987070
2018-3-21		2478	2499	2510	2482	2387	2334	2360	455138	992030
2018-3-22		2475	2489	2505	2483	2392	2344	2360	562930	996416
2018-3-23		2497	2517	2540	2508	2428	2364	2391	1362134	978336
2018-3-26		2505	2540	2534	2517	2414	2366	2362	1264740	1003058
2018-3-27		2489	2537	2515	2505	2449	2354	2362	905408	1027598
2018-3-28		2490	2528	2523	2499	2446	2345	2393	871154	1031376
2018-3-29		2482	2513	2496	2478	2427	2326	2364	712268	1007940
2018-3-30		2534	2575	2551	2549	2500	2400	2473	1423870	1031114

White Sugar

Date	803	805	807	809	811	901	903	905	907	909	Vol	O.I
2018-3-1	5655	5777	5760	5732	5658	5635	5625	5579	5551		268138	658532
2018-3-2	5675	5771	5751	5734	5693	5655	5625	5587	5552		275584	651382
2018-3-5	5675	5752	5712	5739	5677	5659	5625	5593	5567		346256	661750
2018-3-6	5626	5702	5700	5707	5663	5634	5618	5576	5546		521534	686722
2018-3-7	5642	5661	5674	5670	5637	5628	5618	5575	5546		543388	702752
2018-3-8	5580	5661	5657	5668	5638	5635	5597	5576	5560		290452	698594
2018-3-9	5556	5637	5640	5669	5638	5625	5597	5572	5548		339424	701484

2018-3-12	5581	5662	5668	5696	5673	5621	5597	5576	5548		355474	677690
2018-3-13	5593	5674	5693	5714	5705	5638	5610	5585	5548		236604	674770
2018-3-14	5608	5689	5688	5720	5689	5635	5610	5582	5559		324368	676356
2018-3-15		5700	5704	5718	5680	5632	5610	5583	5559	5593	287742	664470
2018-3-16		5700	5706	5720	5696	5640	5610	5586	5560	5600	260258	663362
2018-3-19		5721	5707	5716	5690	5646	5610	5591	5573	5596	328606	644208
2018-3-20		5708	5698	5698	5667	5624	5604	5575	5562	5590	318106	649150
2018-3-21		5671	5677	5671	5642	5610	5604	5566	5562	5588	450494	654538
2018-3-22		5669	5659	5669	5642	5613	5604	5568	5562	5589	211280	651730
2018-3-23		5665	5652	5665	5642	5605	5604	5557	5532	5577	410692	625460
2018-3-26		5648	5643	5643	5621	5577	5572	5523	5519	5549	389216	651236
2018-3-27		5662	5618	5632	5604	5581	5572	5526	5519	5545	331664	645350
2018-3-28		5659	5609	5604	5574	5547	5528	5494	5511	5489	313032	660652
2018-3-29		5618	5576	5553	5502	5500	5479	5449	5457	5476	479050	677980
2018-3-30		5626	5594	5540	5521	5503	5479	5460	5461	5481	442260	681924

Apple									
Date	805	807	810	811	812	901	903	Vol	O.I
2018-3-1	7128	7176	6292	6261	6319	6362		864770	100220
2018-3-2	7099	7193	6210	6239	6287	6342		932730	109816
2018-3-5	6998	7145	6071	6079	6152	6217		1072048	113746
2018-3-6	7193	7350	6303	6313	6364	6421		1927208	125398
2018-3-7	7198	7379	6366	6358	6402	6479		1088410	116260
2018-3-8	7139	7412	6273	6291	6331	6415		985148	113512
2018-3-9	7191	7445	6286	6289	6354	6413		1189062	113548
2018-3-12	7083	7308	6218	6230	6270	6355		1429442	116398
2018-3-13	7031	7308	6322	6344	6394	6457		1099364	110232
2018-3-14	7027	7307	6352	6364	6407	6485		618126	108778
2018-3-15	6930	7220	6317	6334	6382	6460	6503	688714	125310
2018-3-16	6993	7322	6391	6401	6454	6531	6569	767764	128386
2018-3-19	7032	7418	6400	6409	6453	6529	6569	544536	118758
2018-3-20	6993	7400	6341	6341	6400	6474	6517	512254	111204
2018-3-21	7092	7436	6322	6338	6392	6446	6502	704568	112938
2018-3-22	7252	7524	6393	6404	6446	6523	6590	618224	103816
2018-3-23	7282	7566	6377	6381	6440	6504	6607	784328	105746
2018-3-26	7347	7649	6503	6530	6592	6654	6697	512028	117994
2018-3-27	7318	7690	6565	6595	6649	6729	6756	667938	108852
2018-3-28	7310	7673	6574	6647	6710	6788	6814	649962	113806
2018-3-29	7248	7568	6545	6651	6714	6783	6818	653150	107192
2018-3-30	7235	7501	6502	6595	6653	6731	6758	606476	106368

Thermal Coal															
Date	803	804	805	806	807	808	809	810	811	812	901	902	903	Vol	O.I
2018-3-1	668.6	649.6	633.4	633.2	634	624.4	617.2	612.4	617.8	626.4	621	625.4		324252	448710
2018-3-2	671.6	649.6	631.8	627	631.2	624.4	619.4	614	619.8	626.4	622.4	625.4		222604	443492
2018-3-5	669.2	642	628.2	624.8	631.2	624.4	620.4	614	622	626.4	624.6	625.4		352536	471864
2018-3-6	650.2	641.6	623.6	622.8	629	624.4	623.2	617.2	624.8	626.4	628.2	625.4		270118	461726
2018-3-7	665.8	641.6	620.4	621	628.6	624.4	623.6	627.8	624.8	626.4	629	625.4		233588	474954
2018-3-8		643.2	622	617	628.6	618.2	620.8	627.2	624.8	626.4	626.2	625.4	616.2	346424	490748
2018-3-9		640.2	619	615.6	624.8	617.4	615	617.4	614.4	614.2	623.6	625.4	614.4	412632	493940
2018-3-12		608	611.2	605	618.8	616.2	609.6	602.2	612.2	614.2	620.4	625.4	611.6	286654	503648
2018-3-13		618	607.6	605	616.2	615.8	608.2	615.2	612.2	614.2	620.2	625.4	608	198796	507346
2018-3-14		618	609.8	610	616.2	615.8	609.2	615.2	615.2	614.2	620.2	625.4	609	285314	502510
2018-3-15		618	611.4	610	617.4	615.8	609.8	615.2	615.2	614.2	622	608	615.8	257490	497408
2018-3-16		617.6	611	612	617.2	614.2	608	614.2	614	614.2	620.2	608	615.8	211002	498542
2018-3-19		616.6	603.4	599.4	614	608.4	604.4	615	606.8	614.2	617.2	608	610.6	381232	504366
2018-3-20		606.2	593.2	585.8	604.6	593.4	591.2	601.6	597	608.6	606.4	607	600.2	381294	501456
2018-3-21		589	590.4	590.2	596.4	580.8	579	579.6	580.4	591.6	590.6	591.2	583.4	356070	508298
2018-3-22		589	588.6	580.6	587.4	580.8	575.4	569.4	580.2	591.6	588	588.6	574.2	248956	509460
2018-3-23		577	576.6	580	573	573	567.2	569.4	573	584.6	579.8	580.4	568	623376	498216
2018-3-26		586	587	583.8	582	574	574.2	569.4	580.4	584.6	588.8	580.4	568.8	644934	471210
2018-3-27		575.4	580.6	575.8	580	573.4	573	569.4	580.8	584.6	588.4	580.4	573.2	390488	479590
2018-3-28		575.4	575.4	567.8	574.4	570.2	567.8	569.4	575.6	584.6	583	580.4	572.4	299244	476486
2018-3-29		590.2	573.8	571.2	571.8	570.2	565.4	566.4	571.2	583.6	580.4	580.4	567.2	249428	469714
2018-3-30		594.6	578	572.8	575.6	570.2	569	568.6	575	583.6	583.6	580.4	574.2	221476	462552

PTA															
Date	803	804	805	806	807	808	809	810	811	812	901	902	903	Vol	O.I
2018-3-1	5954	5908	5800	5770	5712	5692	5652	5692	5662	5674	5624	5638		828436	1669988
2018-3-2	6000	5908	5814	5766	5726	5692	5654	5688	5662	5670	5620	5632		676612	1685716
2018-3-5	6068	5908	5824	5778	5720	5702	5656	5652	5660	5644	5610	5598		1054488	1709076
2018-3-6	5986	5800	5788	5760	5700	5710	5648	5652	5660	5636	5608	5598		641464	1694864
2018-3-7	5912	5808	5718	5668	5652	5650	5616	5586	5626	5614	5592	5590		1135296	1739070
2018-3-8	5798	5808	5666	5650	5616	5616	5582	5572	5582	5586	5560	5564		635296	1715288
2018-3-9	5742	5786	5612	5558	5570	5598	5526	5524	5524	5534	5520	5520		956932	1729604
2018-3-12	5664	5770	5592	5540	5538	5536	5504	5512	5514	5534	5508	5518		673766	1759308
2018-3-13	5744	5770	5580	5540	5532	5536	5512	5512	5500	5534	5508	5518		602030	1791726
2018-3-14	5716	5770	5578	5574	5562	5536	5528	5512	5500	5534	5530	5530		926520	1784568
2018-3-15		5770	5570	5542	5540	5536	5516	5512	5498	5534	5508	5522	5530	768836	1749210
2018-3-16		5770	5546	5520	5528	5530	5490	5470	5502	5514	5488	5498	5520	787868	1784194
2018-3-19		5770	5564	5532	5542	5530	5512	5498	5502	5518	5506	5506	5520	577876	1734754
2018-3-20		5770	5534	5530	5540	5518	5486	5498	5536	5514	5480	5496	5512	952320	1669904
2018-3-21		5674	5536	5512	5510	5518	5492	5498	5500	5508	5484	5486	5500	619036	1648494

2018-3-22		5674	5564	5568	5550	5574	5558	5604	5562	5564	5540	5550	5500	969874	1537298
2018-3-23		5572	5492	5506	5520	5520	5514	5464	5498	5500	5492	5444	5486	1187700	1546820
2018-3-26		5572	5500	5478	5490	5520	5512	5488	5490	5506	5478	5444	5486	695134	1543448
2018-3-27		5572	5466	5426	5440	5486	5458	5488	5490	5488	5438	5444	5486	873356	1596952
2018-3-28		5550	5432	5442	5396	5402	5416	5434	5428	5432	5412	5410	5464	747232	1666674
2018-3-29		5508	5398	5390	5372	5398	5392	5406	5400	5406	5396	5392	5438	558028	1698018
2018-3-30		5508	5420	5422	5408	5420	5432	5410	5400	5426	5424	5420	5438	678440	1687236

Methanol															
Date	803	804	805	806	807	808	809	810	811	812	901	902	903	Vol	O.I
2018-3-1	2751	2667	2659	2653	2690	2672	2642	2650	2666	2688	2693	2684		1034172	907842
2018-3-2	2751	2693	2670	2663	2716	2699	2678	2696	2669	2726	2713	2712		918214	837256
2018-3-5	2700	2708	2675	2674	2716	2699	2691	2696	2688	2726	2731	2712		809578	845180
2018-3-6	2700	2683	2674	2674	2692	2692	2692	2696	2694	2726	2732	2713		852788	844138
2018-3-7	2700	2683	2663	2674	2704	2684	2693	2696	2700	2726	2738	2718		962218	842332
2018-3-8	2708	2683	2671	2672	2679	2673	2672	2656	2654	2688	2714	2718		1307624	884880
2018-3-9	2724	2683	2687	2723	2690	2663	2660	2657	2674	2688	2699	2718		1424730	858418
2018-3-12	2741	2683	2704	2716	2697	2668	2660	2659	2678	2688	2696	2718		1216012	804158
2018-3-13	2761	2687	2724	2695	2693	2668	2660	2659	2678	2688	2694	2715		828936	779620
2018-3-14	2779	2687	2742	2731	2702	2671	2670	2679	2683	2692	2704	2715		846914	784378
2018-3-15		2684	2739	2731	2694	2665	2656	2658	2662	2680	2690	2703	2715	739188	765248
2018-3-16		2667	2722	2710	2676	2649	2632	2638	2640	2664	2669	2683	2715	851134	753334
2018-3-19		2699	2755	2761	2698	2665	2647	2655	2659	2677	2685	2676	2715	1122898	777838
2018-3-20		2723	2779	2769	2698	2665	2652	2655	2659	2677	2686	2690	2715	823262	734060
2018-3-21		2726	2782	2769	2683	2665	2656	2655	2659	2677	2689	2690	2715	729438	729036
2018-3-22		2749	2805	2788	2670	2672	2674	2681	2686	2689	2699	2690	2715	867740	777614
2018-3-23		2697	2752	2706	2629	2613	2625	2608	2582	2631	2638	2627	2728	1639174	694236
2018-3-26		2672	2726	2685	2586	2570	2580	2565	2582	2589	2611	2593	2623	1199568	713760
2018-3-27		2631	2684	2675	2582	2570	2555	2532	2582	2585	2590	2593	2623	1197694	726292
2018-3-28		2635	2688	2637	2582	2570	2555	2559	2570	2585	2599	2593	2623	819770	719346
2018-3-29		2623	2676	2657	2567	2575	2554	2574	2578	2596	2602	2594	2623	1019524	744814
2018-3-30		2757	2667	2682	2673	2698	2675	2660	2668	2680	2688	2702	2698	682838	803832

Flat Glass															
Date	803	804	805	806	807	808	809	810	811	812	901	902	903	Vol	O.I
2018-3-1	1469	1487	1495	1535	1511	1511	1521	1505	1503	1484	1447	1429		247050	534458
2018-3-2	1538	1490	1495	1537	1513	1511	1520	1505	1503	1484	1447	1429		221028	534686
2018-3-5	1495	1489	1490	1535	1511	1506	1513	1491	1494	1470	1441	1429		317178	530042
2018-3-6	1487	1530	1482	1525	1505	1501	1504	1490	1489	1470	1434	1429		204148	511534
2018-3-7	1489	1520	1484	1526	1505	1499	1505	1488	1487	1470	1435	1429		279912	556974
2018-3-8	1482	1490	1477	1521	1495	1486	1496	1484	1476	1460	1431	1429		362252	563302
2018-3-9	1471	1490	1466	1493	1462	1453	1469	1469	1461	1450	1406	1417		462932	554966

2018-3-12	1476	1490	1471	1497	1461	1463	1455	1454	1457	1450	1398	1417		380660	530630
2018-3-13	1476	1490	1471	1495	1453	1451	1450	1454	1457	1450	1397	1416		275430	511358
2018-3-14	1478	1490	1473	1500	1453	1447	1450	1449	1450	1450	1397	1411		362816	518172
2018-3-15		1490	1459	1482	1440	1419	1432	1431	1435	1427	1384	1391	1405	391280	526628
2018-3-16		1490	1464	1479	1439	1431	1432	1431	1435	1432	1382	1391	1405	301570	501738
2018-3-19		1490	1480	1483	1439	1431	1433	1428	1426	1424	1383	1391	1405	380076	513050
2018-3-20		1493	1471	1471	1435	1427	1431	1428	1426	1424	1380	1385	1405	307746	470350
2018-3-21		1493	1461	1446	1406	1432	1412	1428	1415	1406	1367	1362	1385	389234	517268
2018-3-22		1457	1426	1410	1373	1368	1381	1394	1387	1370	1334	1330	1352	769608	594090
2018-3-23		1457	1375	1379	1369	1372	1359	1353	1375	1359	1307	1299	1271	777704	506274
2018-3-26		1452	1383	1395	1369	1372	1361	1368	1379	1367	1310	1299	1317	345556	485994
2018-3-27		1502	1382	1395	1341	1364	1358	1363	1368	1356	1302	1299	1317	358326	467422
2018-3-28		1570	1369	1387	1357	1359	1351	1354	1361	1347	1298	1299	1317	345652	461536
2018-3-29		1588	1376	1393	1357	1366	1356	1364	1367	1353	1303	1299	1317	207340	440326
2018-3-30		1588	1394	1410	1380	1393	1376	1386	1384	1366	1317	1319	1317	416568	431994

Ferrosilicon															
Date	803	804	805	806	807	808	809	810	811	812	901	902	903	Vol	O.I
2018-3-1	6544	6824	6774	6792	6904	7064	6608	6826	7006	6904	6548	6520		148290	219284
2018-3-2	6510	6730	6628	6586	6696	6850	6522	6738	6916	6814	6460	6520		191388	194642
2018-3-5	6362	6564	6476	6536	6646	6798	6456	6670	6846	6746	6436	6520		239984	205022
2018-3-6	6322	6694	6434	6464	6574	6724	6454	6668	6844	6744	6464	6548		128268	185762
2018-3-7	6216	6694	6326	6378	6488	6636	6400	6612	6788	6688	6428	6548		215696	194932
2018-3-8	6210	6694	6320	6374	6484	6632	6370	6582	6756	6658	6412	6532		106034	185504
2018-3-9	6040	6300	6146	6160	6484	6410	6292	6502	6674	6576	6330	6532		318198	213706
2018-3-12	6068	6184	6174	6198	6484	6450	6358	6570	6744	6646	6412	6532		151166	183378
2018-3-13	6072	6136	6178	6198	6488	6454	6316	6528	6700	6602	6374	6494		100202	188298
2018-3-14	6034	6136	6138	6204	6494	6460	6252	6462	6632	6536	6302	6494		167066	198760
2018-3-15		6224	6168	6204	6526	6492	6228	6438	6608	6512	6242	6494	6432	131228	197738
2018-3-16		6224	6162	6204	6520	6486	6230	6440	6610	6514	6284	6494	6476	96710	190072
2018-3-19		6208	6140	6204	6498	6464	6218	6428	6598	6502	6274	6494	6466	124228	195200
2018-3-20		6208	6228	6204	6592	6558	6268	6480	6652	6554	6304	6128	6466	288178	212740
2018-3-21		6208	6254	6204	6620	6586	6220	6430	6602	6504	6248	6128	6466	136428	196290
2018-3-22		6208	6240	6286	6708	6674	6194	6404	6574	6478	6206	6128	6466	97750	195326
2018-3-23		6006	6088	5912	6310	6278	6040	6246	6412	6478	6018	6128	6200	293576	162400
2018-3-26		6006	6030	5912	6250	6218	5952	6156	6320	6384	5916	6128	6096	151618	164790
2018-3-27		6054	5916	5800	6132	6100	5868	6070	6232	6294	5848	6110	6026	276536	202552
2018-3-28		6002	5844	5800	6058	6026	5792	5992	6152	6212	5788	6034	5964	126180	178866
2018-3-29		6052	5826	5800	6040	6008	5796	5996	6156	6216	5790	5888	5820	117778	184678
2018-3-30		6216	5852	5826	6068	6036	5856	6058	6220	6280	5846	5946	5876	129498	186684

Silicon Manganese															
Date	803	804	805	806	807	808	809	810	811	812	901	902	903	Vol	O.I
2018-3-1	9640	9180	8164	8538	7970	7944	7806	8028	8008	8102	7660	7662		144142	157874
2018-3-2	9572	9116	8106	8478	7914	7888	7768	7804	7970	8064	7616	7618		121696	144436
2018-3-5	9448	8998	8000	8368	7812	7786	7724	7462	7622	7712	7640	7642		166782	134622
2018-3-6	9528	9074	8068	8440	7878	7852	7726	7818	7986	8080	7660	7662		140598	142604
2018-3-7	9368	8922	7932	8298	7746	7720	7644	7466	7626	7716	7576	7578		263362	144108
2018-3-8	9218	8778	7804	8164	7622	7596	7578	7312	7470	7558	7528	7530		165744	139030
2018-3-9	9024	8594	7640	7992	7622	7436	7464	7444	7606	7694	7410	7412		303646	149668
2018-3-12	9164	8728	7758	8116	7740	7552	7556	7444	7700	7790	7488	7490		234128	153556
2018-3-13	9152	8718	7748	8106	7730	7542	7530	7444	7674	7764	7416	7490		157974	151750
2018-3-14	9102	8672	7706	8062	7688	7502	7518	7444	7662	7752	7390	7464		270142	154380
2018-3-15		8612	7652	8006	7634	7450	7464	7392	7608	7696	7346	7420	7420	184462	147880
2018-3-16		8630	7668	8024	7650	7466	7482	7392	7626	7716	7364	7438	7438	131612	147040
2018-3-19		8592	7634	7988	7616	7434	7430	7342	7574	7662	7324	7398	7398	176946	152406
2018-3-20		8512	7562	7914	7544	7364	7282	7196	7424	7510	7206	7280	7280	317392	170624
2018-3-21		8478	7532	7884	7264	7092	7204	7120	7344	7430	7102	7280	7280	139526	151256
2018-3-22		8486	7538	7890	7264	7098	7208	7120	7348	7434	7110	7280	7280	109304	154328
2018-3-23		8242	7320	7662	7054	6894	7022	6860	7080	7164	6912	7280	7280	315976	177496
2018-3-26		8278	7352	7696	7086	6924	7010	6848	7068	7152	6840	7280	7280	129714	173212
2018-3-27		8298	7370	7716	7104	6942	6990	6828	7048	7132	6856	7280	7280	192926	187020
2018-3-28		8318	7388	7736	7122	6960	6956	6796	7014	7098	6818	7280	7280	151822	184224
2018-3-29		8316	7386	7734	7120	6958	6918	6760	6976	7060	6802	7278	7278	144366	178436
2018-3-30		8486	7536	7892	7266	7100	7088	6926	7148	7234	6934	7278	7278	196716	177746

Note: 1. Price: Yuan/Ton; 2. Trading volume and Month-end open interest in contract; 3. Trading volume and Month-end open interest include buying and selling volume; 4. EFPs included.

VI Announcements

ZCE's Announcement on Name Change of Shenyang Fourth Food Storage Co., Ltd

No. 8 (2018)

Shenyang Food & Oil Group Vertical Food Storage Co., Ltd, ZCE's appointed delivery warehouse for Japonica Rice Futures, now changes its name as Shenyang Fourth Food Storage Co., Ltd.

Contact information remains unchanged.

March 2nd, 2018

**ZCE's Announcement on Name Change of SINOGRAIN Hefei Oil Depot Co., Ltd
and SINOGRAIN Sichuan Xinjian Depot Co., Ltd**

No. 12 (2018)

SINOGRAIN Hefei Oil Depot, ZCE's appointed delivery warehouse for Rapeseed Oil Futures, now changes its name as SINOGRAIN Hefei Oil Depot Co., Ltd, SINOGRAIN Sichuan Xinjian Depot, ZCE's appointed delivery warehouse for Rapeseed Oil Futures, now changes its name as SINOGRAIN Sichuan Xinjian Depot Co., Ltd.

Contact information remains unchanged.

March 16th, 2018

**ZCE's Announcement on Publication of Guidelines of Warehouse Receipt Trade
and Basis Trade Business**

No. 14 (2018)

In order to guarantee warehouse receipt trade and basis trade proceed normally, ZCE has formulate Zhengzhou Commodity Exchange Warehouse Receipt Trade Business Guideline and Zhengzhou Commodity Exchange Basis Trade Business Guideline, which is hereby promulgated and implemented.

March 27th, 2018

**ZCE's Announcement on Publication of Zhengzhou Commodity Exchange
Integrated Business Platform Management Method**

No. 15 (2018)

In order to guarantee warehouse receipt trade and basis trade business proceed normally, ZCE has formulate Zhengzhou Commodity Exchange Integrated Business Platform Management Method, which has been deliberated and approved by Zhengzhou Commodity Exchange Sixth session of the sixth council, and now it is hereby promulgated and implemented.

March 27th, 2018

ZCE's Announcement on Trial Operation of Warehouse Receipt Trade and Basis Trade Business

No. 16 (2018)

In order to promote the function of futures market and to provide extended services for futures trading, Zhengzhou Commodity Exchange (hereinafter referred to as ZCE) will start carrying on warehouse receipt trade and basis trade business since March 30th, 2018. Now related issues are announced as follows:

1. Opening an account

(1). Method of opening an account

Customer needs to log on the website of Zhengzhou Commodity Exchange, fill in and submit account information, and sign Risk Disclosure Book and Customer Agreement.

(2). Handling digital certificate

Customer applies for the digital certificate service to the China financial certification center, and then can participate in the two businesses after handling the digital certificate.

(3). Capital account

The first batch of capital deposit banks are Bank of communications, China Minsheng bank and Pudong Development Bank. Customer shall bind its own account with the depository account of Zhengzhou Commodity Exchange (see the attachment) for the fund business in accordance with the requirements of above banks.

2. Trade issues

(1). Variety

Varieties of warehouse receipt trade are Cotton Futures, White Sugar Futures, PTA Futures and Rapeseed Oil Futures. Varieties of basis trade are Cotton Futures, White Sugar Futures, PTA Futures, Rapeseed Oil Futures, Rapeseed Meal Futures, Methanol Futures and Glass Futures.

(2). Trading time

Trading time of warehouse receipt trade is 9:30-11:30 am and 1:30-2:30 pm, trading time of basis trade is 9:00-11:30 am and 1:30-3:00 pm.

System concentratedly processes apply of warehouse receipt transferring in, transferring out and ownership transferring at 10: 15-10:30,11: 30-13:30 and 14: 30-15: 00.

3.Trading fee

No fee will be charged for each business during trial operation.

March 27th, 2018



郑州商品交易所

Zhengzhou Commodity Exchange

地址：郑州市郑东新区商务外环路30号
网址：<http://www.czce.com.cn>