



Zhengzhou
Commodity Exchange

MONTHLY REPORT

5

Contents

I	Market Summary.....	2
II	Price Charts of All Products.....	4
III	Trading Volume, Turnover, Open Interest and Physical Delivery.....	13
IV	List of Quotations.....	16
V	Daily Settlement Price by Contracts.....	20
VI	Announcements.....	31

I Market Summary

Strong Gluten Wheat Futures oscillated up. The dominant contract WH1809 fluctuated within 124 Yuan/ton between 2,476 and 2,600 Yuan/ton, and closed up 65 Yuan/ton or 2.61% at 2,553 Yuan/ton from the price of the last month-end.

Early Long-grain Non-glutinous Rice Futures oscillated with a smaller volume. The dominant contract RI1811 fluctuated within 265 Yuan/ton between 2,462 and 2,727 Yuan/ton, and closed at 2,462 Yuan/ton at the month-end.

Late Long-grain Non-glutinous Rice Futures oscillated down. The dominant contract LR1903 fluctuated within 674 Yuan/ton between 2,781 and 3,455 Yuan/ton, and closed at 2,817 Yuan/ton at the month-end.

Japonica Rice Futures oscillated with a smaller volume. The dominant contract RI1807 fluctuated within 148 Yuan/ton between 3,129 and 3,277 Yuan/ton, and did not trade at the month-end.

Cotton Futures oscillated up. The dominant contract CF1901 fluctuated within 3,245 Yuan/ton between 16,005 and 19,250 Yuan/ton, and closed up 2,645 Yuan/ton or 16.53% at 18,650 Yuan/ton from the price of the last month-end.

Cotton Yarn Futures oscillated up. The dominant contract CY1810 fluctuated within 5,860 Yuan/ton between 22,615 and 28,475 Yuan/ton, and closed at 26,520 Yuan/ton at the month-end.

Rapeseed Futures oscillated in this month. The dominant contract RS1809 fluctuated within 587 Yuan/ton between 4,965 and 5,552 Yuan/ton, and closed at 5,175 Yuan/ton at the month-end.

Rapeseed Oil Futures oscillated up. The dominant contract OI1809 fluctuated within 741 Yuan/ton between 6,406 and 7,147 Yuan/ton, and closed up 512 Yuan/ton or 7.95% at 6,954 Yuan/ton from the price of the last month-end.

Rapeseed Meal Futures rallied up from early loss. The dominant contract RM1809 fluctuated within 293 Yuan/ton between 2,404 and 2,697 Yuan/ton, and closed down 141 Yuan/ton or 5.33% at 2,505 Yuan/ton from the price of the last month-end.

White Sugar Futures oscillated up. The dominant contract SR1809 fluctuated within 191 Yuan/ton between 5,378 and 5,569 Yuan/ton, and closed up 18 Yuan/ton or 0.33% at 5,455 Yuan/ton from the price of the last month-end.

Apple Futures oscillated up. The dominant contract AP1810 fluctuated within 1,852 Yuan/ton between 7,692 and 9,544 Yuan/ton, and closed up 1,534 Yuan/ton or 19.73%

at 9,307 Yuan/ton from the price of the last month-end.

Thermal Coal Futures fell after early rally. The dominant contract ZC1809 fluctuated within 59 Yuan/ton between 584 and 643 Yuan/ton, and closed up 26.4 Yuan/ton or 4.42% at 624 Yuan/ton from the price of the last month-end.

PTA Futures fell after early rally. The dominant contract TA1809 fluctuated within 364 Yuan/ton between 5,560 and 5,924 Yuan/ton, and closed up 122 Yuan/ton or 2.19% at 5,702 Yuan/ton from the price of the last month-end.

Methanol Futures fell after early rally. The dominant contract MA1809 fluctuated within 218 Yuan/ton between 2,670 and 2,888 Yuan/ton, and closed up 77 Yuan/ton or 2.87% at 2,758 Yuan/ton from the price of the last month-end.

Glass Futures oscillated up. The dominant contract FG1809 fluctuated within 100 Yuan/ton between 1,342 and 1,442 Yuan/ton, and closed up 57 Yuan/ton or 4.14% at 1,434 Yuan/ton from the price of the last month-end.

Ferrosilicon Futures oscillated up. The dominant contract SF1809 fluctuated within 668 Yuan/ton between 6,374 and 7,042 Yuan/ton, and closed up 80 Yuan/ton or 1.24% at 6,556 Yuan/ton from the price of the last month-end.

Silicon Manganese Futures rallied up from early loss. The dominant contract SM1809 fluctuated within 672 Yuan/ton between 7,052 and 7,724 Yuan/ton, and closed up 156 Yuan/ton or 2.12% at 7,526 Yuan/ton at the month-end.

The total trading volume of ZCE in this month was 95,873,163 contracts, including 3 contracts of Common Wheat, 19,266 contracts of Strong Gluten Wheat, 69 contracts of Early Long-grain Non-glutinous Rice, 291 contracts of Late Long-grain Non-glutinous Rice, 20 contracts of Japonica Rice, 15,272,901 contracts of Cotton, 564,155 contracts of Cotton Yarn, 99 contracts of Rapeseed, 5,225,868 contracts of Rapeseed Oil, 8,223,563 contracts of Rapeseed Meal, 4,112,596 contracts of White Sugar, 32,463,455 contracts of Apple Futures, 6,136,076 contracts of Thermal Coal Futures, 9,185,359 contracts of PTA, 8,670,395 contracts of Methanol, 2,220,875 contracts of Glass Futures, 2,408,878 contracts of Ferrosilicon Futures and 1,369,294 contracts of Silicon Manganese Futures.

The month-end open interest was 4,196,928 contracts in total, including 0 contracts of Common Wheat, 4,540 contracts of Strong Gluten Wheat, 11 contracts of Early Long-grain Non-glutinous Rice, 72 contracts of Late Long-grain Non-glutinous Rice, 52 contracts of Japonica Rice, 677,793 contracts of Cotton, 6,170 contracts of Cotton Yarn, 5 contracts of Rapeseed, 410,930 contracts of Rapeseed Oil, 483,808 contracts of Rapeseed Meal, 397,143 contracts of White Sugar, 545,268 contracts of Apple Futures, 251,785 contracts of Thermal Coal, 703,273 contracts of PTA, 405,518 contracts of

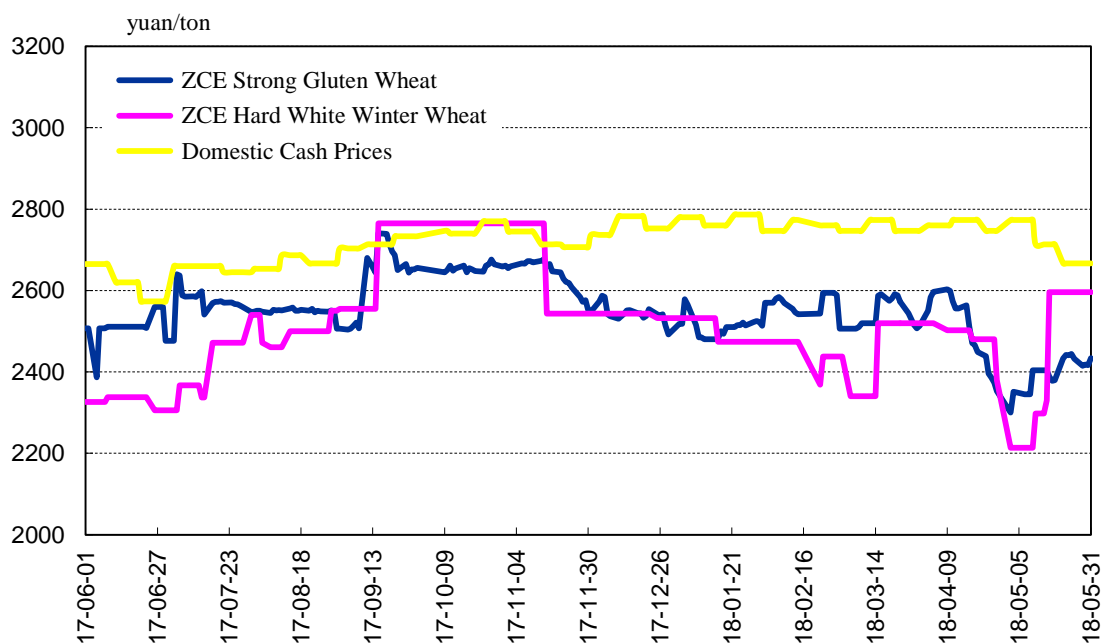
Methanol, 157,479 contracts of Glass, 96,132 contracts of Ferrosilicon and 56,949 contracts of Silicon Manganese.

The trading volume of White Sugar option in this month was 249,502 contracts, and the month-end open interest of White Sugar option was 120,111 contracts.

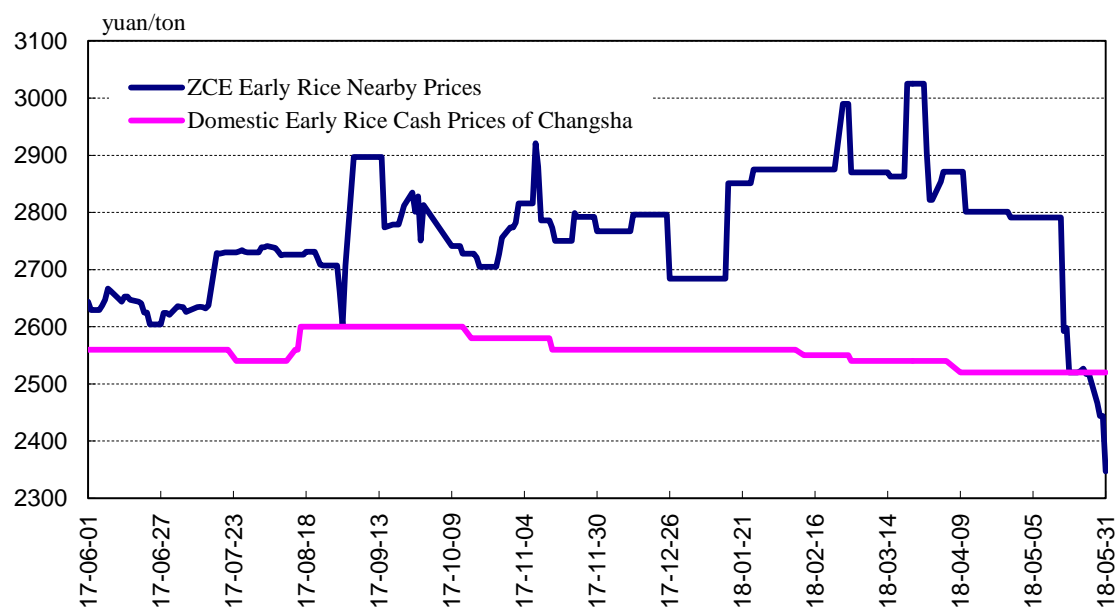
(Note: the trading volume and open interest are counted unilaterally)

II Price Charts of All Products

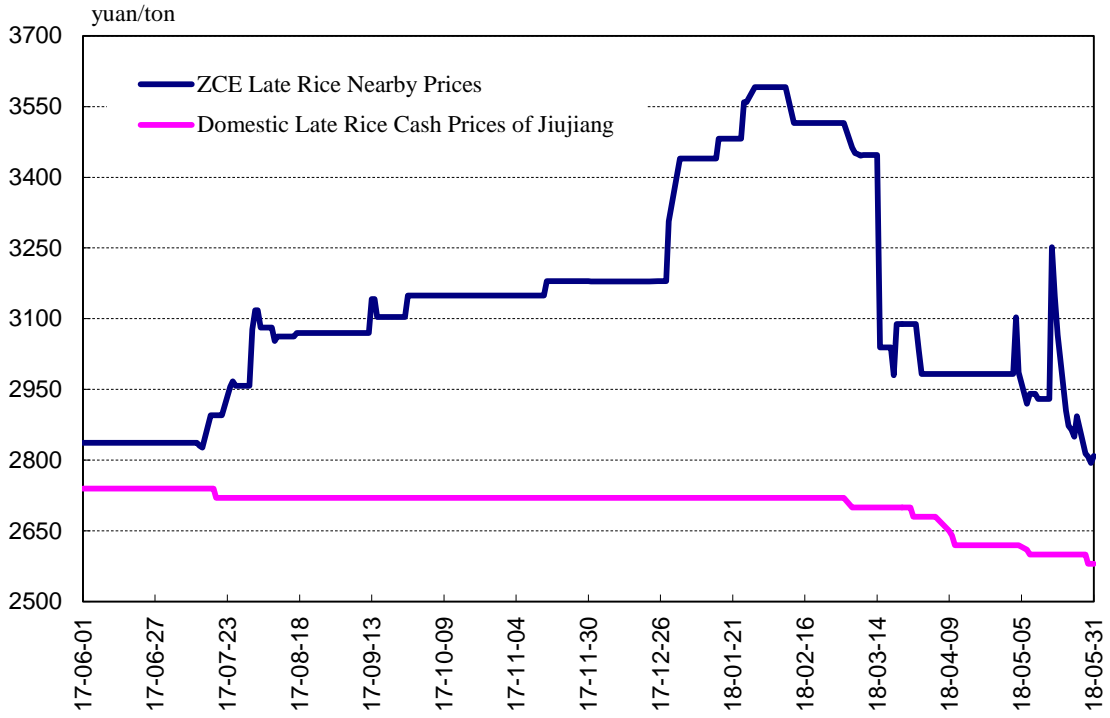
ZCE Wheat Futures Prices vs Domestic Cash Prices Chart



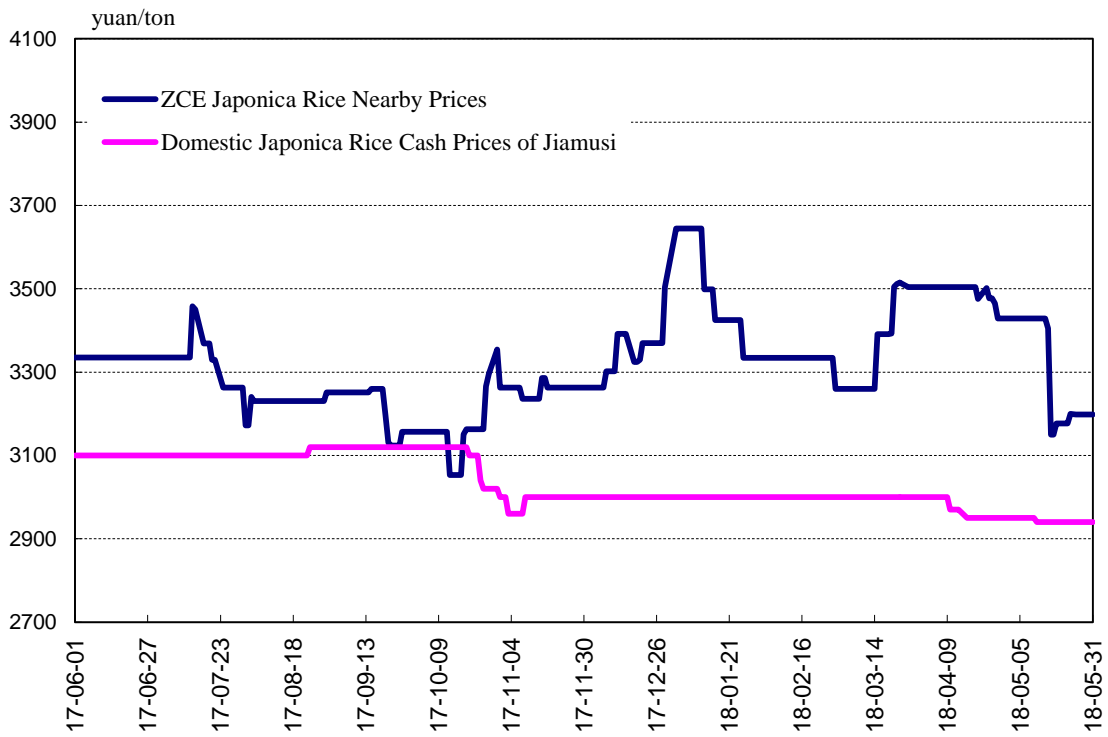
ZCE Early Rice Futures Prices vs Domestic Cash Prices Chart



ZCE Late Rice Futures Prices vs Domestic Cash Prices Chart



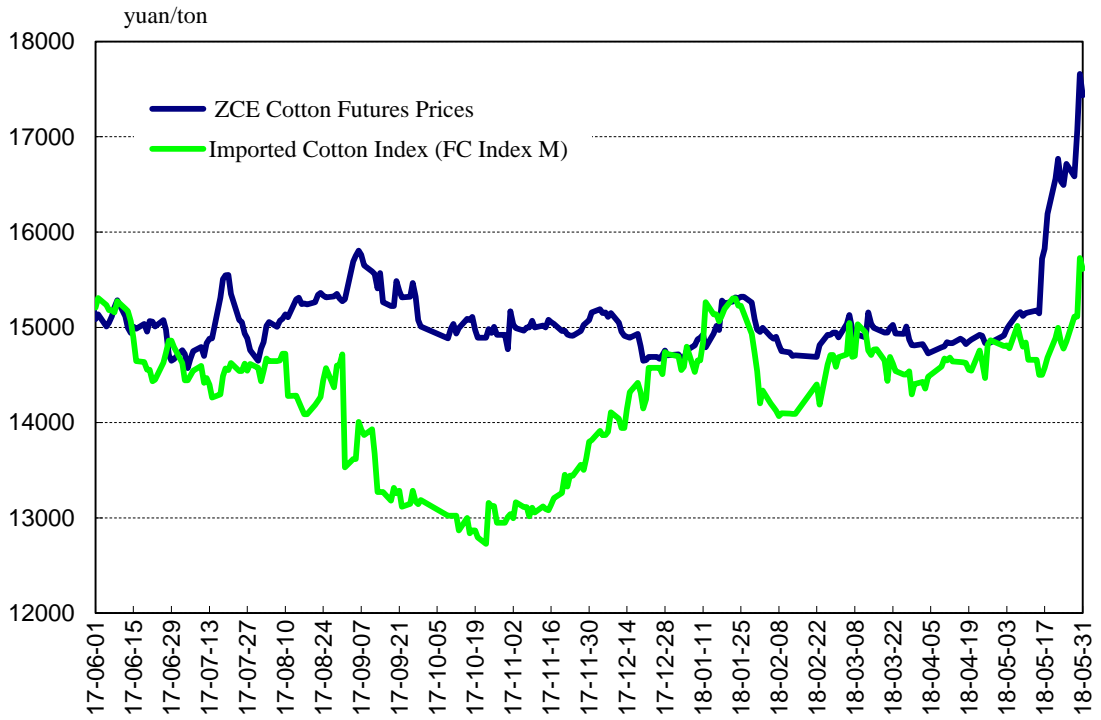
ZCE Japonica Rice Futures Prices vs Domestic Cash Prices Chart



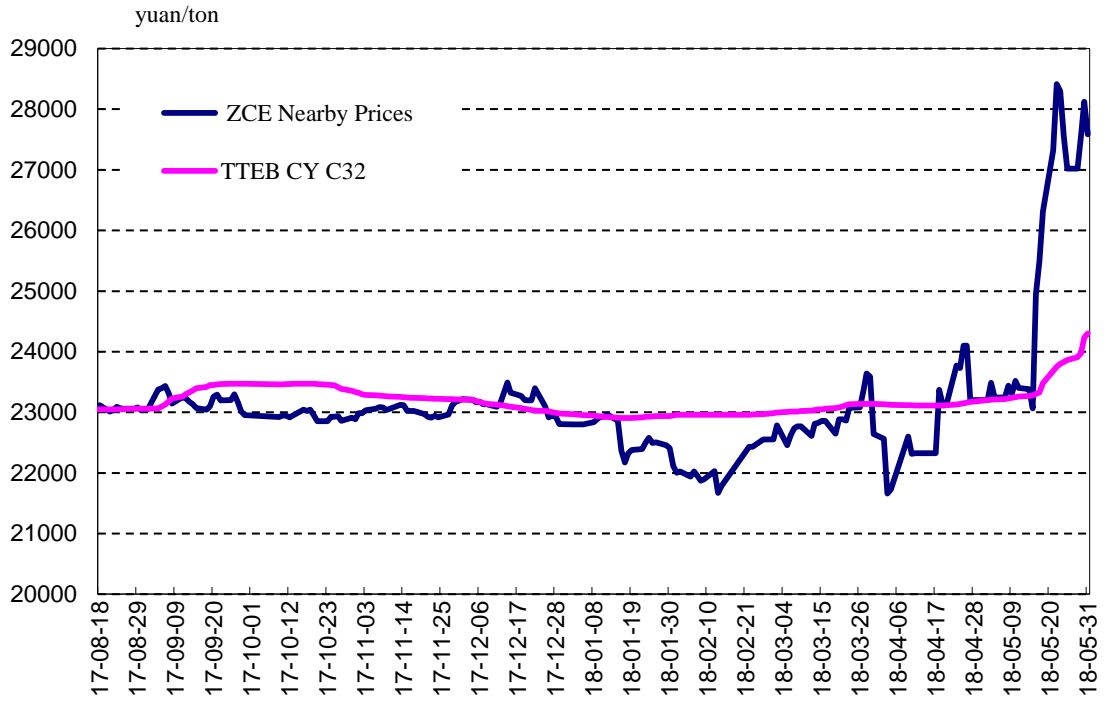
ZCE Cotton Futures vs China Cotton Index Chart



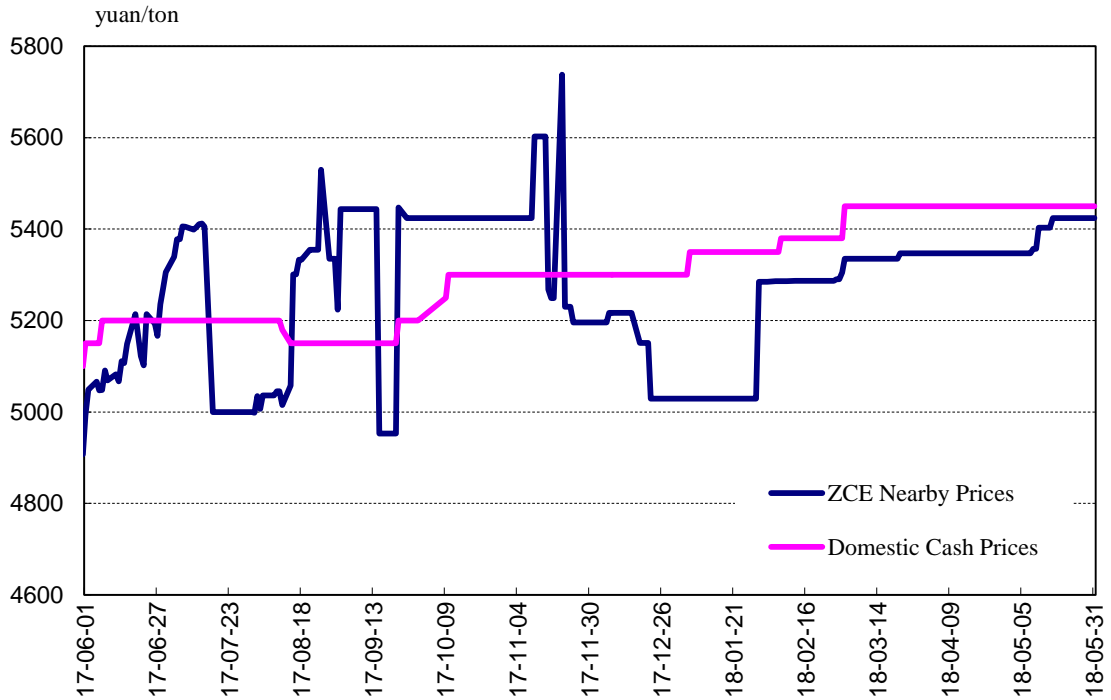
ZCE Cotton Futures Prices vs Imported Cotton Prices



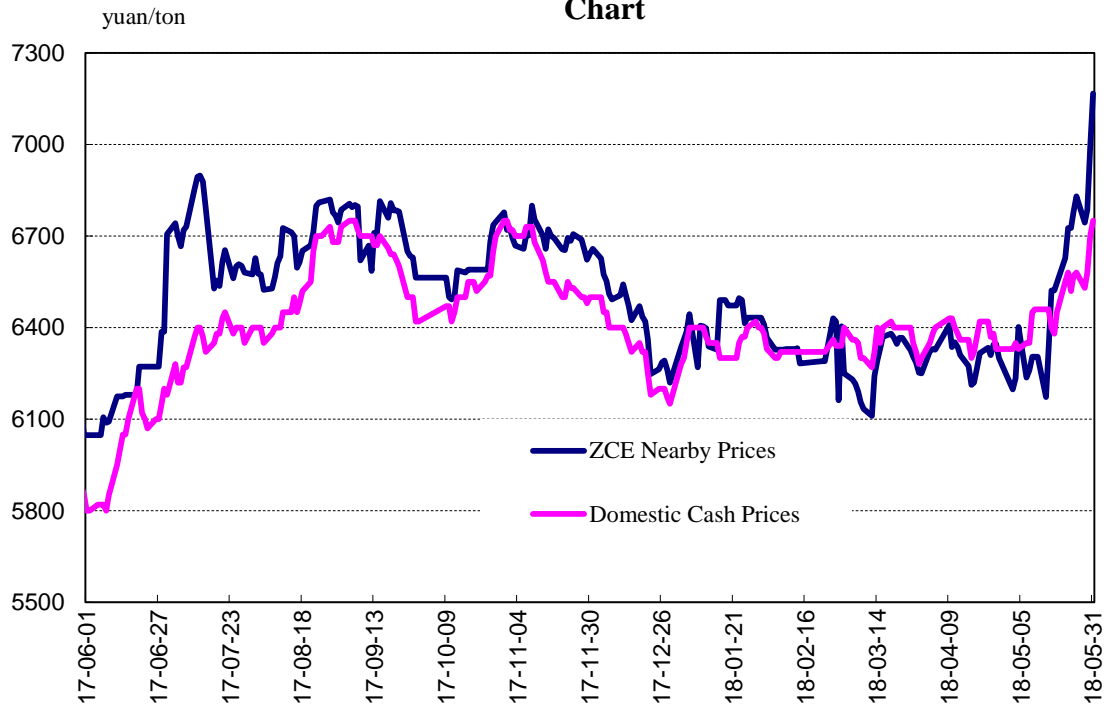
ZCE Cotton Yarn vs China Cotton Yarn Index Chart



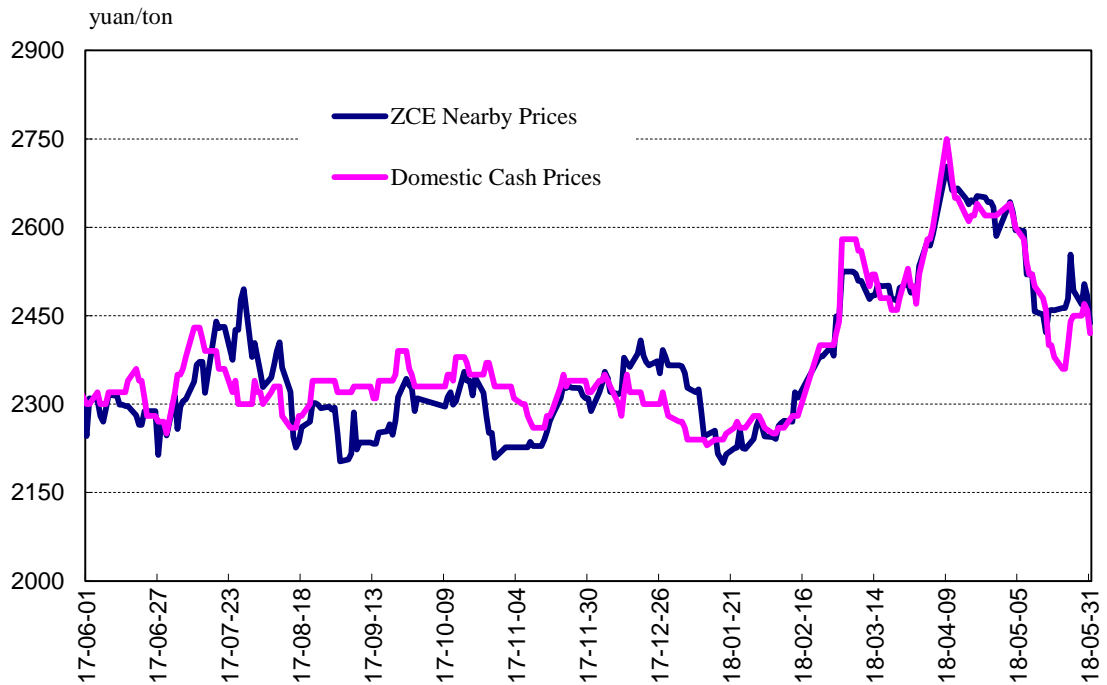
ZCE Rapeseed Futures Prices vs Domestic Cash Prices Chart



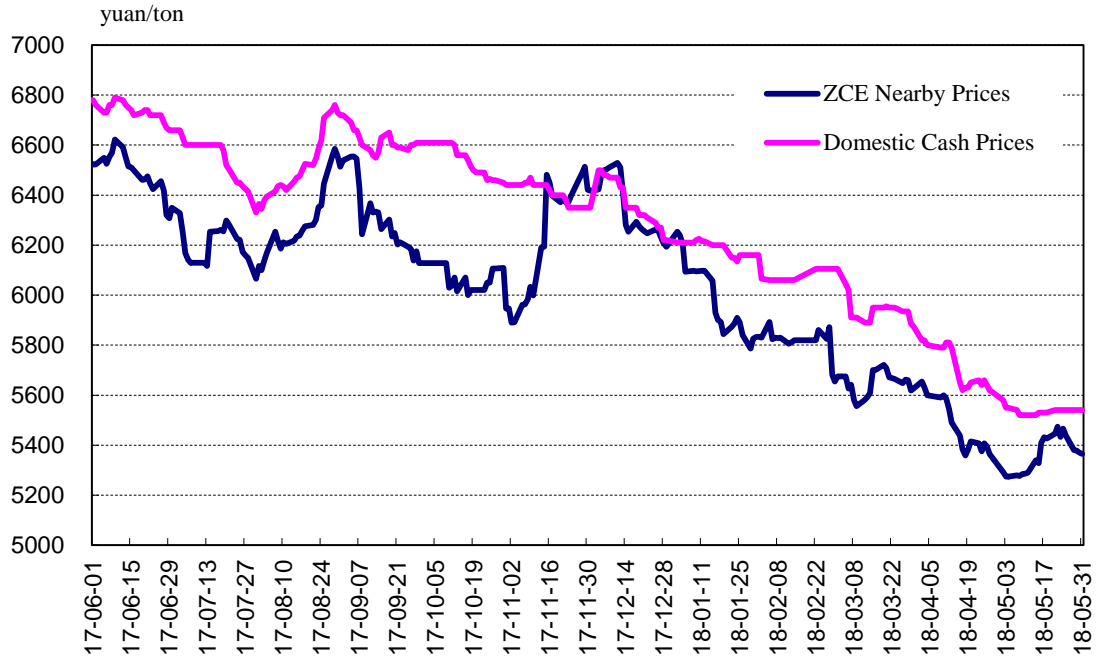
**ZCE Rapeseed Oil Futures Prices vs Domestic Cash Prices
Chart**



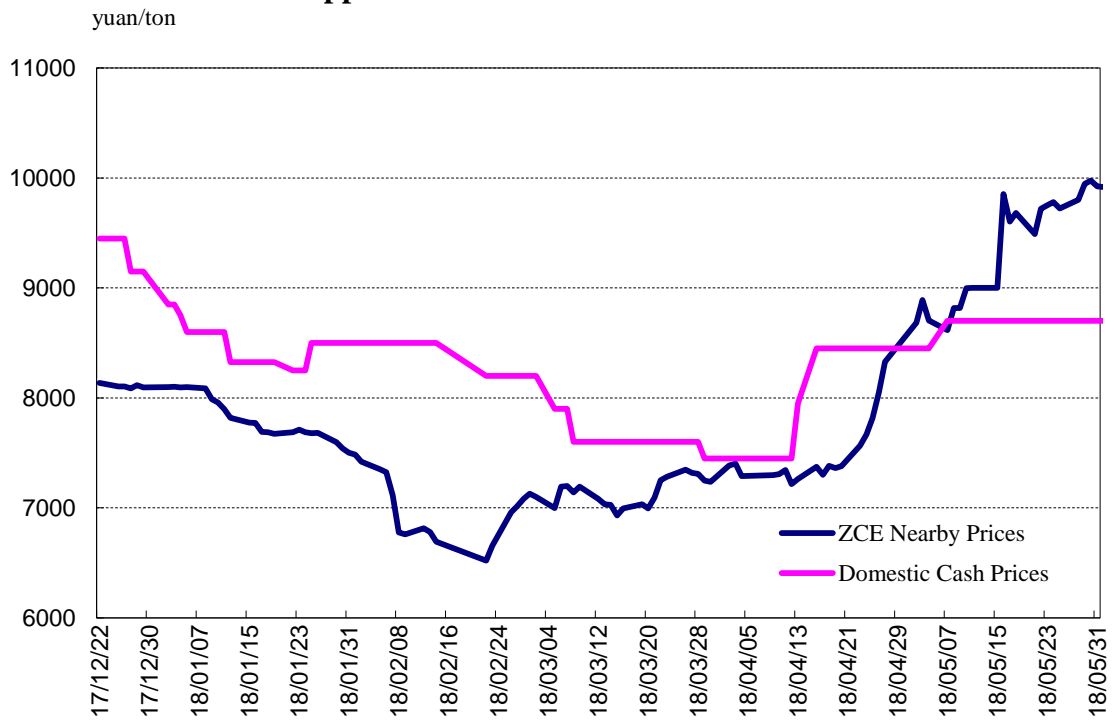
ZCE Rapeseed Meal Futures Prices vs Domestic Cash Prices Chart



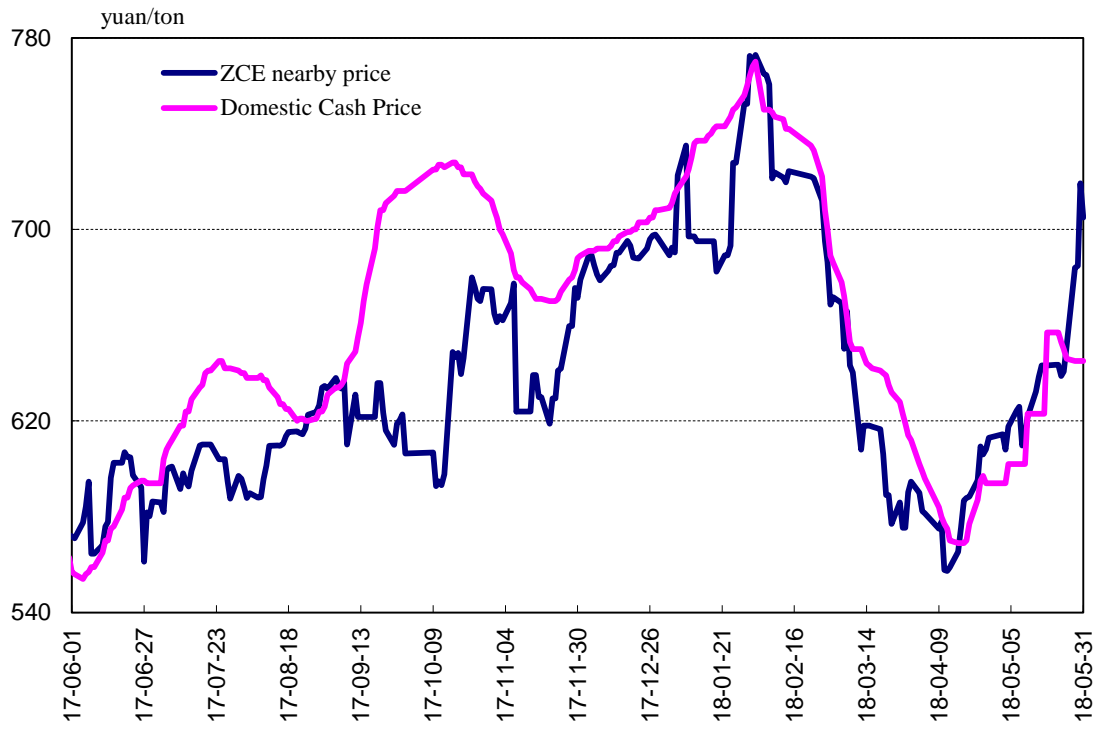
ZCE Sugar Futures Prices vs Domestic Cash Prices Chart



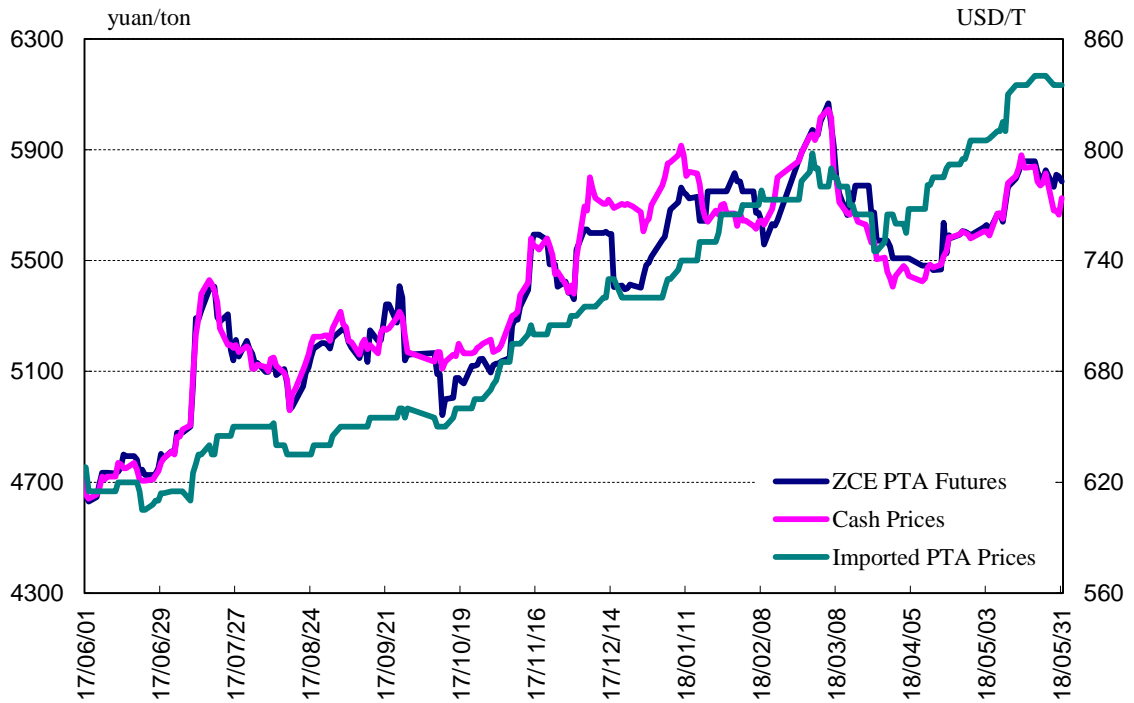
ZCE Apple Futures Prices vs Domestic Cash Prices Chart



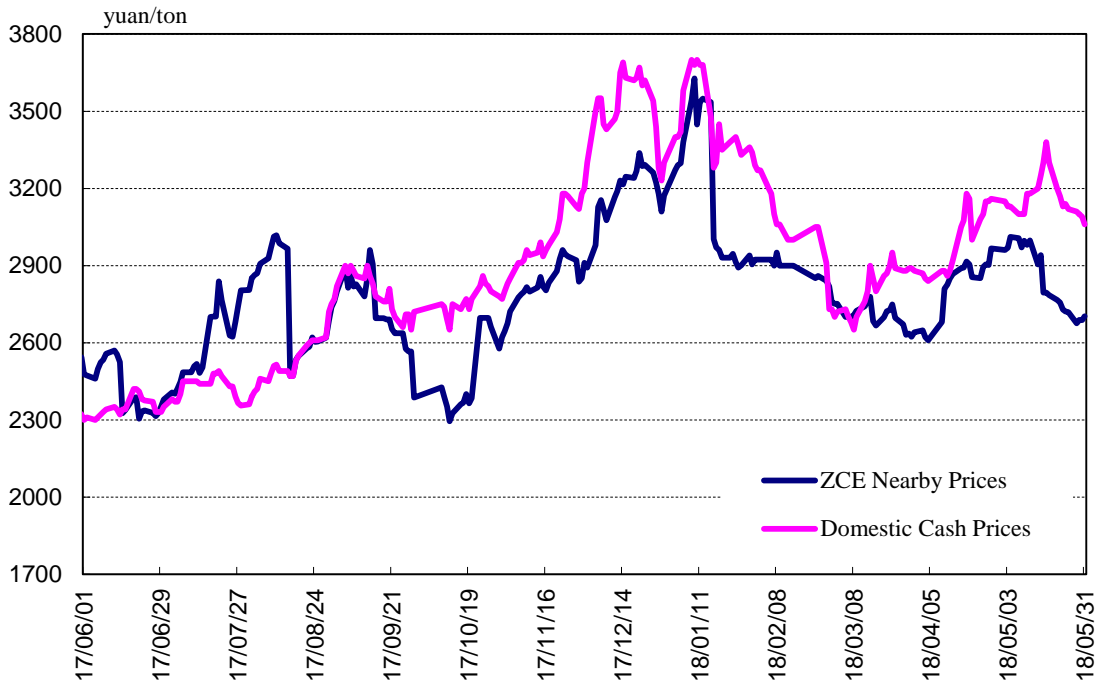
ZCE Thermal coal Futures vs Domestic Cash Prices Chart



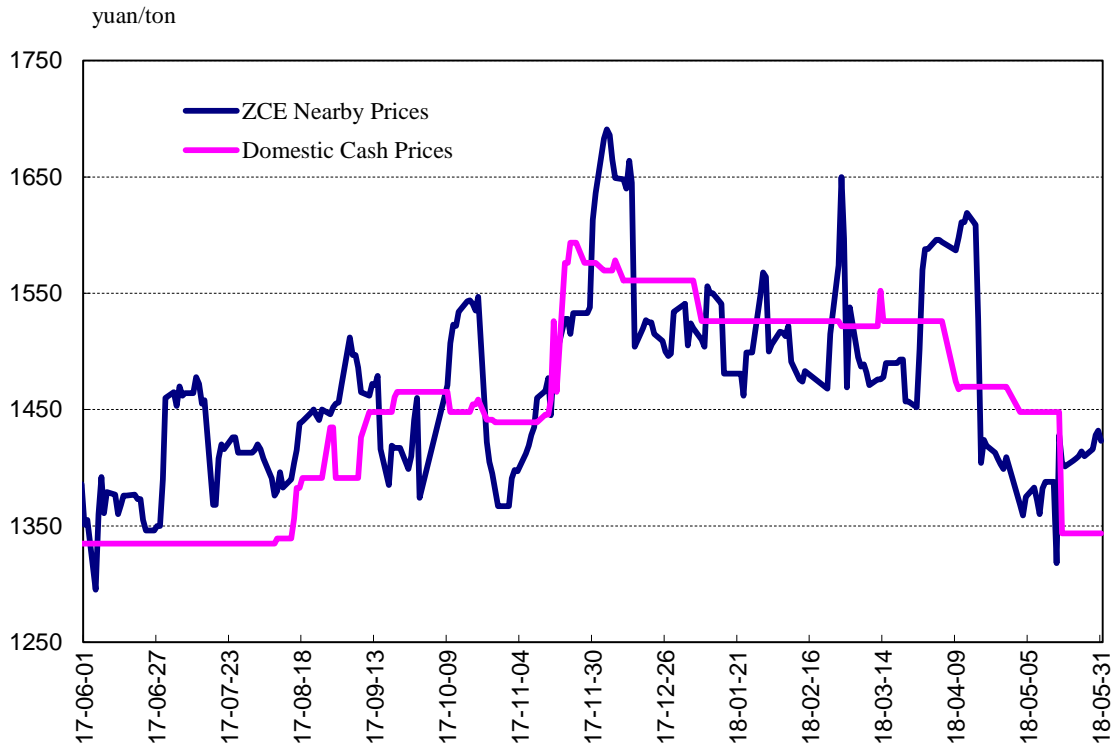
ZCE PTA Futures vs PTA Cash Prices Chart



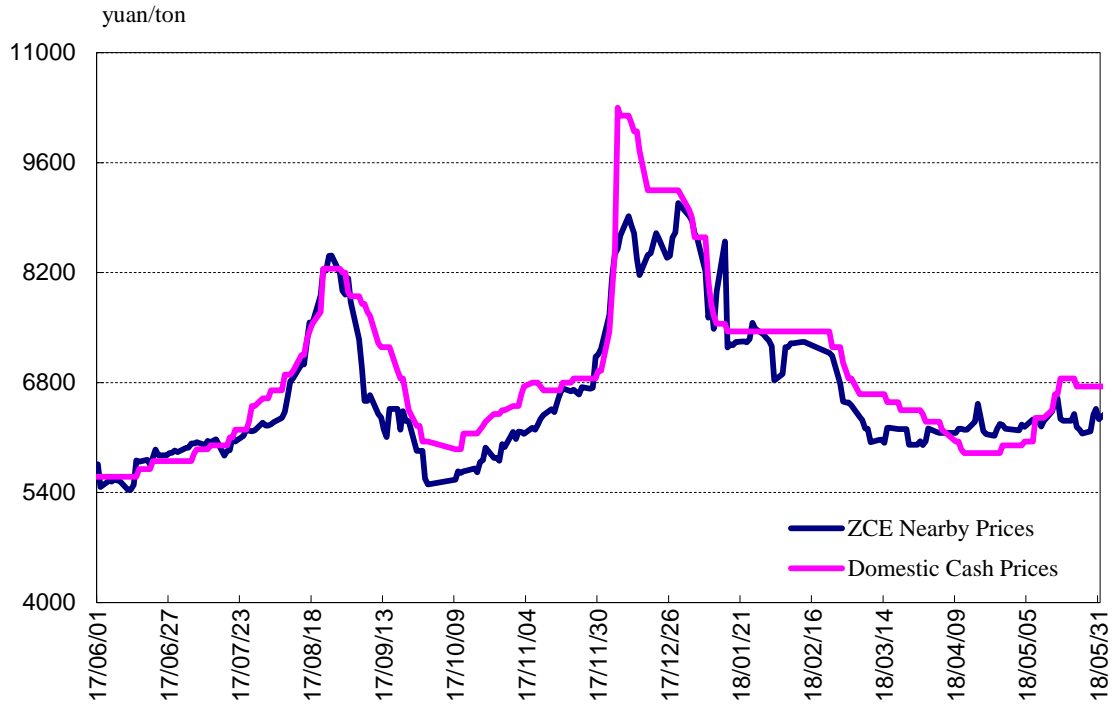
ZCE Methanol Futures Prices vs Domestic Cash Prices Chart



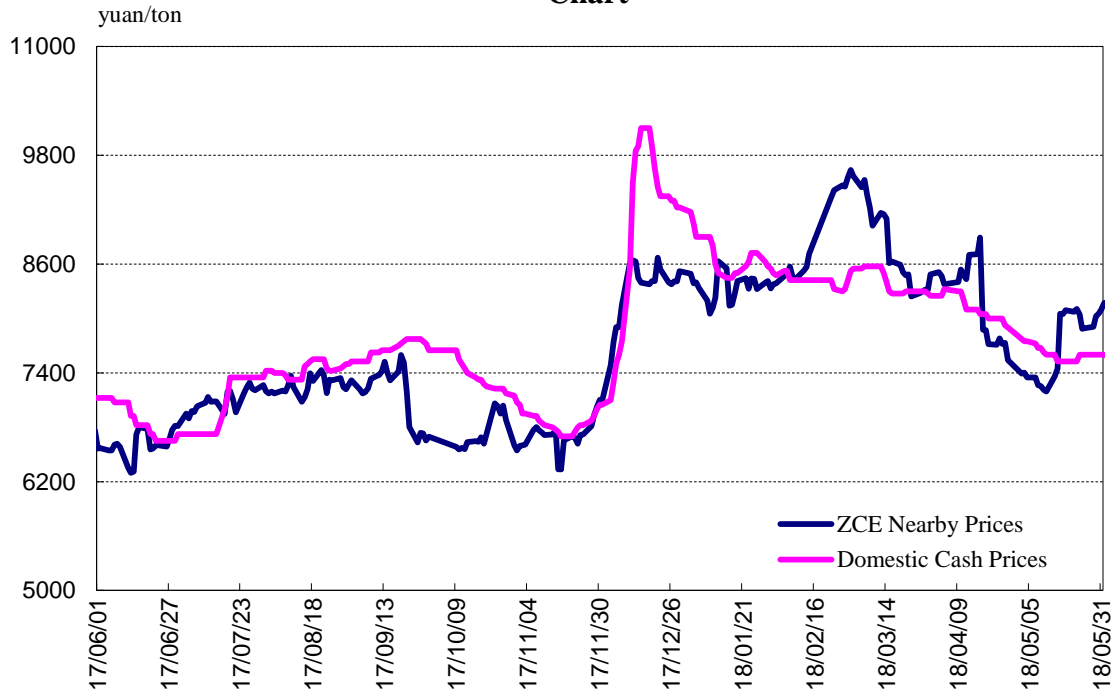
ZCE Glass Futures Prices vs Domestic Cash Prices Chart



ZCE Ferrosilicon Futures Prices vs Domestic Cash Prices Chart



ZCE Silicon Manganese Futures Prices vs Domestic Cash Prices Chart



III Trading Volume, Turnover, Open Interest and Physical Delivery

Trading Volume

	May. -18	May. -17	Change%	Jan.'- May.'2018	Jan.'- May.'2017	Change%
Apple (AP)	64,926,910		-	108,050,072	0	-
Cotton No.1 (CF)	30,545,802	5,444,532	461.04%	45,255,632	24,756,540	82.80%
Cotton Yarn (CY)	1,128,310		-	1,129,978	0	-
Early Rice (ER)			-	0	0	-
Flat Glass (FG)	4,441,750	8,469,504	-47.56%	25,554,272	37,245,882	-31.39%
Japonica Rice (JR)	40	6	566.67%	1,450	252	475.40%
Late Rice (LR)	582	0	-	704	164	329.27%
Methanol (MA)	17,340,790	21,002,400	-17.43%	87,640,116	97,474,052	-10.09%
Methanol (ME)			-	0	0	-
Rapeseed Oil (OI)	10,451,736	5,271,878	98.25%	23,017,296	22,548,118	2.08%
Common Wheat (PM)	6	28	-78.57%	34	72	-52.78%
Early Rice (RI)	138	168	-17.86%	240	850	-71.76%
Rapeseed Meal (RM)	16,447,126	17,122,870	-3.95%	69,583,270	74,807,802	-6.98%
Rapeseed Oil (RO)			-	0	0	-
Rapeseed (RS)	198	274	-27.74%	802	2,386	-66.39%
Ferrosilicon (SF)	4,817,756	471,208	922.43%	21,514,660	2,150,946	900.24%
Silicon Manganese (SM)	2,738,588	10,604,080	-74.17%	14,994,930	22,759,392	-34.12%
Sugar (SR)	8,225,192	9,817,722	-16.22%	33,201,876	50,133,334	-33.77%
PTA	18,370,718	16,698,506	10.01%	77,166,120	130,993,296	-41.09%
Thermal Coal (TC)			-	0	0	-
Strong Gluten Wheat (WH)	38,532	64,738	-40.48%	72,514	551,882	-86.86%
Strong Gluten Wheat (WS)			-	0	0	-
Hard White Wheat (WT)			-	0	0	-
Thermal Coal (ZC)	12,272,152	3,476,348	253.02%	37,648,134	19,696,140	91.14%
Total	191,746,326	98,444,262	94.78%	544,832,100	483,121,108	12.77%

Note: 1. Unit: Trading volume in contract; 2. Trading volume includes buying and selling volume; 3. Contract size: 10 tons (WT & ER & SR & OI & RS & RM & MA & AP), 5 tons(CF & TA & RO & SF & SM & CY), 50tons (ME & PM), 20 tons (RI & WH & FG & JR & LR), 200 tons(TC), 100 tons (ZC); 4. EFPs included .

Turnover

	May. -18	May. -17	Change%	Jan.'- May.'2018	Jan.'- May.'2017	Change%
Apple (AP)	592,243,089		-	903,133,957	0	-
Cotton No.1 (CF)	266,951,707	43,270,430	516.94%	379,565,044	194,295,092	95.35%
Cotton Yarn (CY)	15,118,043		-	15,137,426	0	-

Early Rice (ER)			-	0	0	-
Flat Glass (FG)	12,248,168	21,853,424	-43.95%	73,334,804	95,972,650	-23.59%
Japonica Rice (JR)	256	38	573.68%	9,136	1,640	457.07%
Late Rice (LR)	3,392	0	-	4,150	951	336.38%
Methanol (MA)	48,181,463	48,696,247	-1.06%	242,061,474	256,643,716	-5.68%
Methanol (ME)			-	0	0	-
Rapeseed Oil (OI)	71,400,740	33,911,731	110.55%	152,691,875	150,656,175	1.35%
Common Wheat (PM)	68	351	-80.63%	422	901	-53.16%
Early Rice (RI)	727	911	-20.20%	1,291	4,591	-71.88%
Rapeseed Meal (RM)	41,291,388	40,619,174	1.65%	173,757,721	179,076,515	-2.97%
Rapeseed Oil (RO)			-	0	0	-
Rapeseed (RS)	1,036	1,334	-22.34%	4,251	11,807	-64.00%
Ferrosilicon (SF)	15,993,992	1,263,392	1,165.96%	69,652,791	6,063,779	1,048.67%
Silicon Manganese(SM)	10,127,807	34,304,567	-70.48%	56,755,015	73,669,170	-22.96%
Sugar (SR)	45,103,469	65,770,566	-31.42%	187,257,253	339,257,265	-44.80%
PTA	52,790,123	40,930,222	28.98%	217,744,780	347,522,166	-37.34%
Thermal Coal (TC)			-	0	0	-
Strong Gluten Wheat (WH)	195,653	335,894	-41.75%	370,696	3,283,628	-88.71%
Strong Gluten Wheat (WS)			-	0	0	-
Hard White Wheat (WT)			-	0	0	-
Thermal Coal (ZC)	75,470,147	18,067,825	317.70%	231,676,104	111,505,832	107.77%
Total	1,247,121,268	349,026,106	257.31%	2,703,158,190	1,757,965,878	53.77%

Note: 1. Turnover in 10,000 Yuan; 2. Turnover includes buying and selling volume; 3. EFPs included .

Open Interest

	May. -18	May.-17	Change%	Apr. -2018	Change%
Apple (AP)	1,090,536		-	356,378	206.01%
Cotton No.1 (CF)	1,355,586	271,686	398.95%	481,418	181.58%
Cotton Yarn (CY)	12,340		-	14	88,042.86%
Early Rice (ER)			-		0.00%
Flat Glass (FG)	314,958	375,406	-16.10%	251,948	25.01%
Japonica Rice (JR)	104	0	-	104	0.00%
Late Rice (LR)	144	0	-	0	-
Methanol (MA)	811,036	556,682	45.69%	743,164	9.13%
Methanol (ME)			-		0.00%
Rapeseed Oil (OI)	821,860	442,768	85.62%	408,640	101.12%
Common Wheat (PM)	0	6	-100.00%	6	-100.00%
Early Rice (RI)	22	30	-26.67%	6	266.67%

Rapeseed Meal (RM)	967,616	1,422,306	-31.97%	946,910	2.19%
Rapeseed Oil (RO)			-		0.00%
Rapeseed (RS)	10	44	-77.27%	12	-16.67%
Ferrosilicon (SF)	192,264	10,748	1,688.84%	174,502	10.18%
Silicon Manganese(SM)	113,898	112,682	1.08%	85,560	33.12%
Sugar (SR)	794,286	996,460	-20.29%	699,792	13.50%
PTA	1,406,546	1,934,210	-27.28%	1,621,720	-13.27%
Thermal Coal (TC)			-		0.00%
Strong Gluten Wheat (WH)	9,080	12,380	-26.66%	3,412	166.12%
Strong Gluten Wheat (WS)			-		0.00%
Hard White Wheat (WT)			-		0.00%
Thermal Coal (ZC)	503,570	365,154	37.91%	480,000	4.91%
Total	8,393,856	6,500,562	29.13%	6,253,586	34.22%

Note: 1. Unit: Trading volume in contract; 2. Trading volume includes buying and selling volume; 3. Contract size: 10 tons (WT & ER & SR & OI & RS & RM & MA & AP), 5 tons(CF & TA & RO & SF & SM & CY), 50tons (ME & PM),20 tons (RI & WH & FG & JR & LR) , 200 tons(TC) ,100 tons (ZC) .

Physical Delivery

	May.2018 Delivery Volume	May.2018 EFPs	May.2017 Delivery Volume	May.2017 EFPs	Jan.'- May.' 2018	Jan.'- May.' 2017
AP	28	4			32	
CF	15,144	20,688	11,112	7,080	50,616	31,720
CY	0	0			8	
ER						
FG	1,917	0	150	0	4,914	675
JR	0	0	0	0	0	0
LR	0	0	0	0	0	0
MA	868	0	2,570	1,543	6,120	7,148
ME						
OI	7,306	0	6,394	380	14,757	15,661
PM	0	0	0	0	0	0
RI	0	0	0	0	0	0
RM	2,215	0	997	0	12,204	7,060
RO						
RS						
SF	1,883	1,813	336	0	5,096	385
SM	1,750	98	3,633	217	8,729	4,046
SR	8,792	24,463	11,135	3,432	111,483	59,560
TA	49,385	3,800	71,243	1,955	104,586	108,091
TC						
WH	305	72	939	0	712	2,740

WS						
WT						
ZC	15,000	1,000	2,600	600	30,000	4,200
Total	104,593	51,938	111,109	15,207	349,257	241,286

Note: 1. Unit: Trading volume in contract; 2. Trading volume includes buying and selling volume; 3. Contract size: 10 tons (WT & ER & SR &OI & RS & RM & MA & AP), 5 tons(CF & TA & RO & SF & SM & CY), 50tons (ME & PM),20 tons (RI & WH & FG & JR & LR) , 200 tons(TC) ,100 tons (ZC) .

IV List of Quotations

Contract	Open	High	Low	Close	O.I	Change	Settlement	Volume	Turnover
AP805	8,500.00	9,049.00	0	9,000.00	0	-316	9,000	384	0.334
AP807	8,886.00	10,147.00	8,800.00	9,900.00	11,844	-464	9,925	2,842,954	2,688.05
AP810	7,890.00	9,544.00	7,692.00	9,307.00	490,090	312,962	9,368	37,398,762	32,568.83
AP811	8,400.00	9,883.00	8,004.00	9,625.00	21,388	9,008	9,667	311,488	282.747
AP812	8,888.00	10,173.00	8,313.00	9,929.00	15,956	8,500	9,999	259,692	243.567
AP901	8,792.00	10,394.00	8,430.00	10,104.00	304,458	182,888	10,199	16,633,234	15,775.94
AP903	9,000.00	10,850.00	8,668.00	10,425.00	90,992	65,772	10,512	4,127,288	4,043.30
AP905	10,085.00	11,362.00	9,888.00	10,858.00	155,808	155,808	10,940	3,353,108	3,621.54
Subtotal					1,090,536			64,926,910	59,224.31
CF805	14,875.00	15,230.00	14,845.00	15,115.00	0	-63,900	15,145	68,198	51.339
CF807	15,125.00	17,965.00	15,065.00	17,440.00	14,344	13,568	17,435	35,810	29.309
CF809	15,415.00	18,365.00	15,390.00	17,790.00	389,286	109,166	17,940	11,836,390	9,918.22
CF811	15,875.00	18,800.00	15,830.00	18,195.00	1,392	1,360	18,425	4,204	3.635
CF901	16,035.00	19,250.00	16,005.00	18,650.00	790,382	653,818	18,805	17,381,354	15,567.17
CF903	16,160.00	19,360.00	0	18,900.00	496	470	19,020	6,514	5.704
CF905	16,980.00	19,690.00	16,645.00	19,130.00	159,686	159,686	19,270	1,213,332	1,119.79
Subtotal					1,355,586			30,545,802	26,695.17
CY805	0	0	0	0	0	0	23,065	0	0
CY806	0	0	0	0	0	0	27,585	0	0
CY807	24,590.00	26,590.00	0	25,900.00	0	-2	26,020	12	0.015
CY808	25,250.00	27,910.00	0	27,635.00	2	0	26,520	22	0.03
CY809	23,525.00	27,690.00	0	26,580.00	42	36	26,820	1,042	1.381
CY810	23,460.00	28,475.00	0	26,520.00	11,860	11,856	26,775	1,117,134	1,496.66
CY811	0	0	0	0	0	0	26,140	0	0
CY812	0	0	0	0	0	0	27,180	0	0
CY901	26,130.00	28,225.00	0	27,125.00	424	424	27,340	9,868	13.397
CY902	28,990.00	28,990.00	0	27,515.00	6	6	27,685	12	0.017
CY903	23,305.00	28,980.00	0	27,515.00	2	2	27,990	84	0.112
CY904	0	0	0	0	0	0	27,555	0	0
CY905	27,770.00	28,575.00	0	27,500.00	4	4	27,855	136	0.189

Subtotal					12,340			1,128,310	1,511.80
FG805	1,400.00	1,400.00	0	1,388.00	0	-4,106	1,318	7,030	1.937
FG806	1,421.00	1,473.00	1,374.00	1,438.00	386	-272	1,423	1,340	0.379
FG807	1,391.00	1,464.00	0	1,397.00	68	64	1,400	498	0.142
FG808	1,380.00	1,454.00	0	1,436.00	40	4	1,444	196	0.055
FG809	1,378.00	1,442.00	1,342.00	1,434.00	291,026	60,014	1,433	4,261,608	1,176.80
FG810	1,389.00	1,440.00	0	1,429.00	54	14	1,435	272	0.075
FG811	1,370.00	1,418.00	0	1,410.00	26	0	1,412	78	0.021
FG812	1,380.00	1,433.00	0	1,425.00	30	2	1,425	54	0.015
FG901	1,320.00	1,388.00	1,295.00	1,379.00	22,974	6,948	1,378	168,626	44.855
FG902	1,316.00	1,357.00	0	1,357.00	0	-2	1,364	10	0.003
FG903	1,298.00	1,355.00	0	1,354.00	6	2	1,355	10	0.003
FG904	1,311.00	1,374.00	0	1,374.00	0	-6	1,361	8	0.002
FG905	1,310.00	1,362.00	1,290.00	1,359.00	348	348	1,358	2,020	0.532
Subtotal					314,958			4,441,750	1,224.82
JR805	0	0	0	0	0	0	3,405	0	0
JR807	3,150.00	3,277.00	0	3,199.00	102	-2	3,198	34	0.022
JR809	3,414.00	3,414.00	0	3,240.00	2	2	3,268	6	0.004
JR811	0	0	0	0	0	0	3,334	0	0
JR901	0	0	0	0	0	0	3,334	0	0
JR903	0	0	0	0	0	0	3,334	0	0
JR905	0	0	0	0	0	0	3,334	0	0
Subtotal					104			40	0.026
LR805	0	0	0	0	0	0	2,930	0	0
LR807	0	0	0	0	0	0	2,809	0	0
LR809	0	0	0	0	0	0	2,820	0	0
LR811	0	0	0	0	0	0	2,809	0	0
LR901	0	0	0	0	0	0	2,809	0	0
LR903	3,455.00	3,455.00	0	2,817.00	144	144	2,809	582	0.339
LR905	0	0	0	0	0	0	2,934	0	0
Subtotal					144			582	0.339
MA805	2,850.00	3,029.00	2,850.00	2,931.00	0	-3,808	2,941	3,294	0.976
MA806	2,806.00	2,806.00	0	2,806.00	0	-2	2,703	2	0.001
MA807	2,735.00	2,973.00	0	2,706.00	34	-6	2,706	122	0.034
MA808	2,722.00	2,836.00	0	2,755.00	4	2	2,767	106	0.03
MA809	2,675.00	2,888.00	2,670.00	2,758.00	694,784	15,412	2,753	16,680,044	4,631.05
MA810	2,715.00	2,872.00	0	2,738.00	4	4	2,753	252	0.07
MA811	2,774.00	2,875.00	0	2,790.00	4	0	2,786	34	0.01
MA812	2,814.00	2,838.00	0	2,838.00	2	0	2,808	12	0.003
MA901	2,745.00	2,935.00	2,737.00	2,826.00	111,510	51,584	2,824	640,228	181.44
MA902	2,825.00	2,872.00	0	2,835.00	10	6	2,796	34	0.01
MA903	2,763.00	2,841.00	0	2,760.00	10	6	2,776	34	0.009

MA904	2,700.00	2,857.00	0	2,699.00	4	4	2,728	44	0.012
MA905	2,812.00	2,860.00	2,638.00	2,694.00	4,670	4,670	2,686	16,584	4.503
Subtotal					811,036			17,340,790	4,818.15
OI805	6,332.00	6,438.00	0	6,330.00	0	-15,538	6,330	1,870	1.165
OI807	6,702.00	7,268.00	0	7,065.00	0	-4	7,167	60	0.041
OI809	6,428.00	7,147.00	6,406.00	6,954.00	501,942	219,718	7,030	8,397,830	5,708.32
OI811	6,636.00	7,098.00	0	7,088.00	8	2	7,093	66	0.046
OI901	6,500.00	7,314.00	6,500.00	7,125.00	305,674	194,842	7,194	2,015,566	1,404.48
OI903	6,790.00	7,396.00	0	7,245.00	62	26	7,296	230	0.163
OI905	6,827.00	7,402.00	6,728.00	7,220.00	14,174	14,174	7,300	36,114	25.861
Subtotal					821,860			10,451,736	7,140.07
PM805	2,214.00	2,330.00	0	2,330.00	0	-6	2,330	6	0.007
PM807	0	0	0	0	0	0	2,596	0	0
PM809	0	0	0	0	0	0	2,408	0	0
PM811	0	0	0	0	0	0	2,339	0	0
PM901	0	0	0	0	0	0	2,339	0	0
PM903	0	0	0	0	0	0	2,339	0	0
PM905	0	0	0	0	0	0	2,339	0	0
Subtotal					0			6	0.007
RI805	0	0	0	0	0	0	2,791	0	0
RI807	2,520.00	2,520.00	0	2,520.00	0	-2	2,347	2	0.001
RI809	0	0	0	0	0	0	2,312	0	0
RI811	2,700.00	2,727.00	0	2,462.00	22	18	2,462	136	0.072
RI901	0	0	0	0	0	0	2,337	0	0
RI903	0	0	0	0	0	0	2,562	0	0
RI905	0	0	0	0	0	0	2,556	0	0
Subtotal					22			138	0.073
RM805	2,698.00	2,698.00	0	2,417.00	0	-6,920	2,422	4,162	1.026
RM807	2,707.00	2,707.00	0	2,463.00	1,576	-954	2,437	3,896	1.012
RM808	2,697.00	2,708.00	0	2,575.00	22,396	-4,008	2,576	4,372	1.113
RM809	2,682.00	2,697.00	2,404.00	2,505.00	628,426	-48,608	2,507	14,647,284	3,696.63
RM811	2,632.00	2,633.00	2,348.00	2,412.00	67,738	-4,962	2,432	9,790	2.406
RM901	2,546.00	2,548.00	2,300.00	2,369.00	198,092	66,856	2,371	1,707,386	410.08
RM903	2,546.00	2,560.00	2,302.00	2,389.00	34,170	4,084	2,391	17,420	4.331
RM905	2,394.00	2,416.00	2,340.00	2,356.00	15,218	15,218	2,356	52,816	12.543
Subtotal					967,616			16,447,126	4,129.14
RS807	0	0	0	0	0	0	5,424	0	0
RS808	0	0	0	0	0	0	5,088	0	0
RS809	5,259.00	5,552.00	0	5,175.00	10	-2	5,175	198	0.104
RS811	0	0	0	0	0	0	4,642	0	0
Subtotal					10			198	0.104
SF805	6,210.00	6,548.00	6,138.00	6,548.00	0	-9,090	6,548	8,946	2.806
SF806	6,012.00	6,772.00	0	6,276.00	378	260	6,334	996	0.318

SF807	6,400.00	6,878.00	0	6,506.00	1,008	1,002	6,506	3,978	1.316
SF808	6,412.00	6,788.00	0	6,492.00	76	72	6,554	114	0.037
SF809	6,460.00	7,042.00	6,374.00	6,556.00	186,400	22,894	6,580	4,764,580	1,582.07
SF810	6,474.00	6,820.00	0	6,384.00	34	6	6,470	132	0.043
SF811	0	0	0	0	0	0	6,582	0	0
SF812	7,074.00	7,228.00	0	6,452.00	72	72	6,420	166	0.057
SF901	6,340.00	6,908.00	6,260.00	6,530.00	4,216	2,496	6,556	38,626	12.683
SF902	6,242.00	6,520.00	0	6,436.00	40	12	6,364	38	0.012
SF903	6,244.00	6,244.00	0	6,240.00	4	2	6,528	4	0.001
SF904	0	0	0	0	0	0	6,426	0	0
SF905	6,736.00	6,740.00	0	6,482.00	36	36	6,440	176	0.057
Subtotal					192,264			4,817,756	1,599.40
SM805	7,550.00	7,574.00	0	7,400.00	0	-2,746	7,446	4,844	1.776
SM806	0	0	0	0	0	0	8,104	0	0
SM807	0	0	0	0	2	0	8,116	0	0
SM808	0	0	0	0	2	0	7,190	0	0
SM809	7,380.00	7,724.00	7,052.00	7,526.00	111,812	29,630	7,572	2,718,130	1,005.37
SM810	0	0	0	0	0	0	7,922	0	0
SM811	0	0	0	0	0	0	8,182	0	0
SM812	0	0	0	0	0	0	7,786	0	0
SM901	7,186.00	7,526.00	6,982.00	7,336.00	1,932	1,304	7,378	15,122	5.463
SM902	0	0	0	0	0	0	7,572	0	0
SM903	0	0	0	0	0	0	7,790	0	0
SM904	0	0	0	0	0	0	7,662	0	0
SM905	7,278.00	7,380.00	7,040.00	7,126.00	150	150	7,136	492	0.176
Subtotal					113,898			2,738,588	1,012.78
SR805	5,310.00	5,388.00	5,262.00	5,326.00	0	-37,478	5,328	47,030	24.904
SR807	5,427.00	5,529.00	5,300.00	5,365.00	540	-232	5,365	7,832	4.422
SR809	5,450.00	5,569.00	5,378.00	5,455.00	596,660	19,856	5,464	7,181,396	3,935.05
SR811	5,430.00	5,620.00	0	5,568.00	366	18	5,491	168	0.093
SR901	5,450.00	5,606.00	5,410.00	5,521.00	159,564	86,776	5,548	885,248	489.374
SR903	5,403.00	5,531.00	0	5,506.00	72	18	5,506	40	0.022
SR905	5,392.00	5,543.00	5,345.00	5,477.00	35,242	24,286	5,492	95,770	52.251
SR907	5,448.00	5,542.00	0	5,481.00	30	-10	5,490	62	0.034
SR909	5,413.00	5,550.00	5,380.00	5,506.00	1,812	1,260	5,522	7,646	4.194
Subtotal					794,286			8,225,192	4,510.35
TA805	5,570.00	5,838.00	5,570.00	5,826.00	0	-200,352	5,822	241,364	68.342
TA806	5,632.00	5,924.00	0	5,786.00	14	-8	5,786	450	0.13
TA807	5,600.00	5,942.00	5,590.00	5,732.00	212,536	-117,108	5,742	1,747,930	502.655
TA808	5,690.00	5,846.00	0	5,652.00	4	0	5,690	170	0.049
TA809	5,568.00	5,924.00	5,560.00	5,702.00	1,004,998	-45,136	5,718	15,662,020	4,503.17
TA810	5,600.00	5,874.00	0	5,698.00	8	4	5,678	466	0.135
TA811	5,638.00	5,842.00	0	5,692.00	20,370	10,350	5,706	12,112	3.444

TA812	5,684.00	5,758.00	0	5,706.00	24	0	5,690	74	0.021
TA901	5,538.00	5,848.00	5,532.00	5,670.00	164,336	132,828	5,686	697,758	198.663
TA902	5,560.00	5,828.00	0	5,664.00	4	0	5,676	112	0.032
TA903	5,640.00	5,806.00	0	5,766.00	4	0	5,682	20	0.006
TA904	5,630.00	5,818.00	0	5,818.00	8	8	5,714	16	0.005
TA905	5,796.00	5,834.00	5,672.00	5,694.00	4,240	4,240	5,720	8,226	2.359
Subtotal					1,406,546			18,370,718	5,279.01
WH805	2,300.00	2,300.00	0	2,300.00	0	-754	2,404	146	0.069
WH807	2,367.00	2,367.00	0	2,367.00	0	-2	2,434	2	0.001
WH809	2,500.00	2,600.00	2,476.00	2,553.00	7,854	5,408	2,554	35,630	18.075
WH811	2,599.00	2,668.00	0	2,601.00	4	4	2,621	16	0.008
WH901	2,591.00	2,612.00	2,515.00	2,588.00	1,198	988	2,584	2,700	1.392
WH903	2,641.00	2,641.00	0	2,641.00	4	4	2,638	4	0.002
WH905	2,516.00	2,668.00	0	2,635.00	20	20	2,635	34	0.018
Subtotal					9,080			38,532	19.565
ZC805	608	647	605.6	609	0	-33,108	626	8,418	5.203
ZC806	609.8	756.8	0	690	6	4	705	84	0.058
ZC807	594.4	670.4	587.6	660	86,388	-26,916	662	1,451,958	911.848
ZC808	586	643.4	0	638.2	4	-66	631	134	0.084
ZC809	596.2	643	584	624	359,142	55,876	627	10,466,790	6,417.27
ZC810	589	629	0	624.6	42	40	625	490	0.292
ZC811	595.4	639.4	588.6	623.2	6,866	1,646	626	6,628	4.052
ZC812	601.6	603.6	0	592.4	4	0	624	6	0.004
ZC901	604.2	642.2	590.6	630.4	43,746	23,956	632	320,994	198.335
ZC902	0	0	0	0	0	0	621	0	0
ZC903	588.2	630.8	581.8	616	5,784	550	618	5,682	3.456
ZC904	596	616.8	0	581.2	2	2	596	40	0.024
ZC905	576.6	606.8	564.4	592.8	1,586	1,586	594	10,928	6.387
Subtotal					503,570			12,272,152	7,547.02
Total					8,393,856			191,746,326	124,712.13

Note: 1. Unit: Trading volume in contract; 2. Turnover :100,000,000 Yuan.

V DailySettlementPricebyContracts

Strong Gluten Wheat									
Date	805	807	809	811	901	903	905	Vol	O.I
2018-5-2	2300	2364	2515	2561	2564	2620		2356	4606
2018-5-3	2351	2369	2520	2561	2564	2620		1352	5202
2018-5-4	2350	2368	2519	2561	2547	2620		606	5184
2018-5-7	2345	2363	2514	2561	2547	2620		624	4812
2018-5-8	2345	2363	2493	2561	2534	2620		510	4746
2018-5-9	2345	2367	2484	2535	2530	2620		696	4526

2018-5-10	2404	2426	2546	2535	2597	2620		5396	6174
2018-5-11	2404	2402	2521	2535	2572	2620		1684	6692
2018-5-14	2404	2377	2495	2509	2551	2620		1828	7144
2018-5-15	2404	2369	2487	2560	2550	2641		388	6412
2018-5-16		2388	2507	2560	2554	2641	2641	1606	6414
2018-5-17		2378	2496	2560	2561	2641	2641	880	6446
2018-5-18		2380	2498	2560	2562	2641	2538	644	6440
2018-5-21		2433	2554	2560	2595	2641	2612	5074	6504
2018-5-22		2442	2563	2560	2593	2641	2599	2220	7042
2018-5-23		2441	2562	2560	2586	2641	2599	1378	7090
2018-5-24		2444	2565	2668	2596	2641	2599	2444	7844
2018-5-25		2432	2552	2601	2584	2641	2599	1652	8064
2018-5-28		2415	2534	2601	2581	2638	2599	2154	8576
2018-5-29		2418	2537	2604	2582	2638	2616	1220	8710
2018-5-30		2417	2536	2603	2575	2638	2635	892	8630
2018-5-31		2434	2554	2621	2584	2638	2635	2928	9080

Common Wheat

Date	805	807	809	811	901	903	905	Vol	O.I
2018-5-2	2214	2408	2408	2307	2307	2307		4	2
2018-5-3	2214	2560	2408	2307	2307	2307		0	2
2018-5-4	2214	2560	2408	2307	2307	2307		0	2
2018-5-7	2214	2560	2408	2307	2307	2307		0	2
2018-5-8	2214	2560	2408	2307	2307	2307		0	2
2018-5-9	2214	2560	2408	2307	2307	2307		0	2
2018-5-10	2214	2560	2408	2307	2307	2307		0	2
2018-5-11	2298	2560	2408	2307	2307	2307		0	2
2018-5-14	2298	2560	2408	2307	2307	2307		0	2
2018-5-15	2330	2596	2408	2339	2339	2339		2	0
2018-5-16		2596	2408	2339	2339	2339	2339	0	0
2018-5-17		2596	2408	2339	2339	2339	2339	0	0
2018-5-18		2596	2408	2339	2339	2339	2339	0	0
2018-5-21		2596	2408	2339	2339	2339	2339	0	0
2018-5-22		2596	2408	2339	2339	2339	2339	0	0
2018-5-23		2596	2408	2339	2339	2339	2339	0	0
2018-5-24		2596	2408	2339	2339	2339	2339	0	0
2018-5-25		2596	2408	2339	2339	2339	2339	0	0
2018-5-28		2596	2408	2339	2339	2339	2339	0	0
2018-5-29		2596	2408	2339	2339	2339	2339	0	0
2018-5-30		2596	2408	2339	2339	2339	2339	0	0
2018-5-31		2596	2408	2339	2339	2339	2339	0	0

Early Rice

Date	805	807	809	811	901	903	905	Vol	O.I
2018-5-2	2791	2671	2631	2705	2659	2744		0	6
2018-5-3	2791	2671	2631	2715	2659	2744		0	6
2018-5-4	2791	2671	2631	2715	2659	2744		0	6
2018-5-7	2791	2671	2631	2715	2659	2744		0	6
2018-5-8	2791	2671	2631	2718	2659	2744		0	6
2018-5-9	2791	2671	2631	2718	2659	2744		0	6
2018-5-10	2791	2671	2631	2718	2659	2744		0	6
2018-5-11	2791	2671	2631	2718	2659	2744		0	6
2018-5-14	2791	2671	2631	2718	2659	2744		0	6
2018-5-15	2791	2671	2631	2718	2659	2744		0	6
2018-5-16		2592	2554	2638	2581	2744	2744	36	30
2018-5-17		2598	2560	2644	2587	2750	2744	12	34
2018-5-18		2520	2483	2644	2509	2750	2744	2	32
2018-5-21		2520	2483	2644	2509	2750	2744	0	32
2018-5-22		2522	2485	2646	2511	2750	2744	4	28
2018-5-23		2527	2490	2651	2516	2750	2744	40	26
2018-5-24		2517	2481	2641	2507	2750	2744	10	28
2018-5-25		2519	2483	2643	2509	2750	2744	18	22
2018-5-28		2466	2430	2587	2456	2692	2686	6	22
2018-5-29		2444	2408	2564	2434	2668	2662	8	22
2018-5-30		2444	2408	2564	2434	2668	2662	0	22
2018-5-31		2347	2312	2462	2337	2562	2556	2	22

Late Rice									
Date	805	807	809	811	901	903	905	Vol	O.I
2018-5-2	2983	3229	3229	3229	3229	3229		0	0
2018-5-3	3103	3391	3359	3391	3391	3391		8	6
2018-5-4	2986	3263	3232	3263	3263	3263		10	8
2018-5-7	2920	3191	3161	3191	3191	3191		10	10
2018-5-8	2941	3214	3184	3214	3214	3214		4	6
2018-5-9	2941	3214	3184	3214	3214	3214		0	6
2018-5-10	2941	3214	3184	3214	3214	3214		0	6
2018-5-11	2930	3202	3172	3202	3202	3202		2	4
2018-5-14	2930	3202	3172	3202	3202	3202		0	4
2018-5-15	2930	3202	3172	3202	3202	3202		0	4
2018-5-16		3252	3222	3252	3252	3252	3252	24	2
2018-5-17		3148	3119	3148	3148	3148	3148	14	10
2018-5-18		3066	3038	3066	3066	3066	3066	68	54
2018-5-21		2905	2916	2905	2905	2905	3066	60	64
2018-5-22		2873	2884	2873	2873	2873	3032	8	66
2018-5-23		2865	2876	2865	2865	2865	3032	76	90

2018-5-24		2850	2861	2850	2850	2850	3016	32	94
2018-5-25		2893	2904	2893	2893	2893	3016	14	102
2018-5-28		2814	2825	2814	2814	2814	2934	66	144
2018-5-29		2808	2819	2808	2808	2808	2934	146	160
2018-5-30		2794	2805	2794	2794	2794	2934	32	140
2018-5-31		2809	2820	2809	2809	2809	2934	8	144

Japonica Rice									
Date	805	807	809	811	901	903	905	Vol	O.I
2018-5-2	3429	3151	3305	3347	3347	3347		0	104
2018-5-3	3429	3151	3305	3347	3347	3347		0	104
2018-5-4	3429	3172	3305	3347	3347	3347		0	104
2018-5-7	3429	3172	3305	3347	3347	3347		0	104
2018-5-8	3429	3172	3305	3347	3347	3347		0	104
2018-5-9	3429	3172	3305	3347	3347	3347		0	104
2018-5-10	3429	3172	3305	3347	3347	3347		0	104
2018-5-11	3429	3172	3305	3347	3347	3347		0	104
2018-5-14	3429	3172	3305	3347	3347	3347		0	104
2018-5-15	3405	3150	3282	3324	3324	3324		2	106
2018-5-16		3150	3282	3324	3324	3324	3324	0	106
2018-5-17		3150	3282	3324	3324	3324	3324	0	106
2018-5-18		3177	3268	3310	3310	3310	3310	16	104
2018-5-21		3177	3268	3310	3310	3310	3310	0	104
2018-5-22		3177	3268	3310	3310	3310	3310	0	104
2018-5-23		3200	3268	3334	3334	3334	3334	22	104
2018-5-24		3199	3268	3334	3334	3334	3334	0	104
2018-5-25		3198	3268	3334	3334	3334	3334	0	104
2018-5-28		3198	3268	3334	3334	3334	3334	0	104
2018-5-29		3198	3268	3334	3334	3334	3334	0	104
2018-5-30		3198	3268	3334	3334	3334	3334	0	104
2018-5-31		3198	3268	3334	3334	3334	3334	0	104

Cotton No. 1									
Date	805	807	809	811	901	903	905	Vol	O.I
2018-5-2	14915	15110	15450	15890	16090	16180		171086	489900
2018-5-3	14985	15135	15520	15920	16225	16390		345916	540910
2018-5-4	15025	15210	15570	15925	16310	16395		258636	545200
2018-5-7	15140	15315	15680	16030	16435	16610		371754	594104
2018-5-8	15160	15355	15725	16105	16500	16675		255594	596538
2018-5-9	15120	15260	15670	16035	16415	16570		264662	583114
2018-5-10	15150	15300	15680	16030	16385	16570		183898	583080
2018-5-11	15155	15320	15695	16060	16445	16675		310940	593158

2018-5-14	15175	15325	15710	16080	16460	16920		222796	595648
2018-5-15	15145	15325	15660	16040	16390	16635		297352	560622
2018-5-16		15720	16085	16325	16825	16830	17250	1221736	765260
2018-5-17		15825	16190	16670	16960	17210	17255	1721286	801736
2018-5-18		16190	16580	16980	17405	17495	17685	2652970	1003560
2018-5-21		16560	17020	17340	17850	18065	18200	3037498	1115958
2018-5-22		16770	17185	17565	17975	18155	18320	2355700	1092700
2018-5-23		16530	16910	17180	17675	17795	17995	2868694	1093908
2018-5-24		16495	16875	17280	17690	17845	18055	2796214	1168234
2018-5-25		16715	17080	17520	17920	18085	18305	2544782	1222876
2018-5-28		16585	16995	17415	17840	18015	18245	1477406	1220718
2018-5-29		17070	17375	17970	18205	18615	18635	1619192	1336448
2018-5-30		17660	18040	18435	18900	19090	19345	3153596	1291868
2018-5-31		17435	17940	18425	18805	19020	19270	2414094	1355586

Cotton Yarn															
Date	805	806	807	808	809	810	811	812	901	902	903	904	905	Vol	O.I
2018-5-2	23200	24315	23180	22830	23305	23175	23750	23715	23740	23360	22715	23385		0	14
2018-5-3	23485	24615	23180	22830	23305	23460	24040	24005	24030	23645	22995	23675		2	14
2018-5-4	23245	24365	23180	22595	23305	23220	23795	23760	23785	23645	22995	23675		8	14
2018-5-7	23245	24365	23180	22595	23305	23505	23795	23760	23785	23645	22995	23675		0	14
2018-5-8	23440	24565	23180	22780	23305	23700	23990	23955	23980	23840	23185	23870		34	32
2018-5-9	23310	24430	23180	22655	23305	23570	23990	23955	23980	23840	23185	23870		36	34
2018-5-10	23520	24650	23180	22855	23305	23780	24205	24170	24195	24050	23390	24085		2	36
2018-5-11	23405	24530	23180	22745	23305	23665	24205	24170	24195	24050	23390	24085		38	26
2018-5-14	23380	24505	23180	22720	23305	23640	24180	24145	24170	24025	23365	24060		2	24
2018-5-15	23065	24175	23180	22410	23315	23320	23855	23820	23845	23700	23050	23735		20	14
2018-5-16		24950	23180	23130	23330	24070	24620	24585	24610	24460	23790	24500	23735	30	20
2018-5-17		25495	23180	23635	23505	24595	25155	25120	25145	24995	24310	25035	23735	656	80
2018-5-18		26315	23640	24395	24055	25385	25965	25925	25230	25080	24390	25035	23815	1206	302
2018-5-21		27320	24590	25375	25020	26355	26955	26915	26135	25980	25265	25935	25725	5182	1392
2018-5-22		28415	25735	25425	26025	27580	26955	27995	27395	27235	26520	27225	27615	26992	3030
2018-5-23		28300	25630	25325	26985	27470	26845	27885	27580	27420	27250	27225	27645	129862	9616
2018-5-24		27560	25995	25800	26780	26750	26140	27155	27160	27420	26835	27225	27330	176170	15180
2018-5-25		27020	25485	25800	25995	26225	25625	26620	26580	27420	26525	26910	26945	197914	14694
2018-5-28		27020	25485	25800	26220	26225	25625	26620	26380	27420	26550	26710	26945	138324	15248
2018-5-29		27565	26000	26835	26740	26755	26650	27160	26945	28840	27615	27555	27950	116698	19348
2018-5-30		28125	26530	27465	27265	27300	26650	27715	27720	27855	28070	27555	28065	207440	14598
2018-5-31		27585	26020	26520	26820	26775	26140	27180	27340	27685	27990	27555	27855	127694	12340

Rapeseed						
Date	807	808	809	811	Vol	O.I

2018-5-2	5347	5088	5235	4705	12	14
2018-5-3	5347	5088	5235	4705	0	14
2018-5-4	5347	5088	5235	4705	0	14
2018-5-7	5347	5088	5210	4683	22	14
2018-5-8	5347	5088	5207	4680	30	14
2018-5-9	5357	5088	5217	4689	16	14
2018-5-10	5357	5088	5169	4646	4	14
2018-5-11	5403	5088	5213	4686	8	12
2018-5-14	5403	5088	5221	4693	6	12
2018-5-15	5403	5088	5221	4693	0	12
2018-5-16	5424	5088	5241	4711	6	10
2018-5-17	5424	5088	5240	4710	2	8
2018-5-18	5424	5088	5155	4634	12	8
2018-5-21	5424	5088	5155	4634	0	8
2018-5-22	5424	5088	5155	4634	0	8
2018-5-23	5424	5088	5166	4634	0	8
2018-5-24	5424	5088	5276	4733	70	8
2018-5-25	5424	5088	5201	4666	2	8
2018-5-28	5424	5088	5201	4666	0	8
2018-5-29	5424	5088	5201	4666	0	8
2018-5-30	5424	5088	5218	4681	6	8
2018-5-31	5424	5088	5175	4642	2	10

Rapeseed Oil									
Date	805	807	809	811	901	903	905	Vol	O.I
2018-5-2	6198	6432	6456	6496	6594	6824		99678	412076
2018-5-3	6234	6432	6494	6526	6624	6824		140366	418642
2018-5-4	6402	6432	6476	6526	6600	6824		147678	428224
2018-5-7	6236	6432	6518	6536	6632	6824		146744	438388
2018-5-8	6260	6434	6520	6536	6630	6824		124932	443280
2018-5-9	6304	6516	6590	6622	6694	6888		289888	483490
2018-5-10	6304	6520	6620	6648	6736	6914		172900	489782
2018-5-11	6304	6522	6618	6650	6738	6914		179606	489866
2018-5-14	6172	6522	6610	6650	6728	6914		167266	486892
2018-5-15	6330	6522	6624	6650	6740	6920		185422	473482
2018-5-16		6522	6562	6689	6691	6854	6782	298642	455164
2018-5-17		6522	6535	6581	6663	6772	6751	183332	449450
2018-5-18		6547	6621	6653	6751	6836	6836	377746	476520
2018-5-21		6628	6740	6746	6878	7019	6965	803796	539454
2018-5-22		6726	6771	6859	6913	7034	7009	656762	578906
2018-5-23		6726	6768	6859	6911	7029	7009	542692	588710
2018-5-24		6780	6809	6859	6957	7070	7024	708434	628992

2018-5-25		6830	6854	6987	6999	7073	7098	776846	632918
2018-5-28		6744	6768	6918	6918	7046	7018	535474	632862
2018-5-29		6786	6815	6918	6968	7080	7074	714654	682424
2018-5-30		6990	6972	6970	7125	7255	7250	1515916	755974
2018-5-31		7167	7030	7093	7194	7296	7300	1682962	821860

Rapeseed Meal										
Date	805	807	808	809	811	901	903	905	Vol	O.I
2018-5-2	2643	2700	2675	2683	2617	2536	2546		483980	932064
2018-5-3	2625	2673	2697	2675	2614	2526	2538		496068	931136
2018-5-4	2595	2648	2671	2658	2597	2509	2538		627472	937060
2018-5-7	2594	2650	2655	2649	2586	2511	2513		667724	936264
2018-5-8	2520	2579	2597	2583	2528	2461	2475		876560	961430
2018-5-9	2520	2579	2588	2564	2508	2443	2464		477656	957010
2018-5-10	2520	2565	2598	2563	2510	2440	2465		497186	964764
2018-5-11	2457	2529	2565	2544	2483	2425	2460		609538	975296
2018-5-14	2452	2519	2524	2520	2464	2407	2433		638724	964034
2018-5-15	2422	2487	2538	2507	2440	2390	2376		629992	951180
2018-5-16		2458	2487	2445	2373	2336	2346	2374	1077822	921764
2018-5-17		2460	2503	2446	2386	2339	2355	2371	955600	897734
2018-5-18		2459	2503	2438	2378	2334	2353	2369	719026	907502
2018-5-21		2463	2506	2446	2384	2337	2345	2359	902348	934378
2018-5-22		2463	2506	2443	2382	2340	2354	2350	609034	926230
2018-5-23		2479	2529	2467	2416	2355	2376	2361	980550	956076
2018-5-24		2554	2606	2504	2427	2376	2388	2371	1168138	999736
2018-5-25		2493	2606	2520	2437	2394	2408	2387	692524	956100
2018-5-28		2469	2606	2525	2440	2398	2409	2388	592844	954430
2018-5-29		2504	2609	2546	2461	2411	2433	2405	761566	962516
2018-5-30		2484	2609	2536	2451	2406	2431	2394	1018776	958320
2018-5-31		2437	2576	2507	2432	2371	2391	2356	963998	967616

White Sugar											
Date	805	807	809	811	901	903	905	907	909	Vol	O.I
2018-5-2	5292	5387	5420	5457	5452	5441	5388	5404	5407	264596	703024
2018-5-3	5274	5346	5412	5434	5444	5441	5376	5388	5404	274160	720138
2018-5-4	5274	5351	5411	5412	5428	5403	5358	5382	5390	250076	724380
2018-5-7	5279	5349	5418	5417	5429	5403	5358	5382	5391	304104	736786
2018-5-8	5277	5345	5418	5416	5441	5409	5373	5382	5399	218884	742788
2018-5-9	5284	5353	5425	5416	5465	5415	5391	5395	5414	286988	740712
2018-5-10	5286	5339	5417	5417	5462	5426	5394	5396	5418	220690	735990
2018-5-11	5290	5350	5427	5454	5475	5441	5402	5414	5429	344168	734458

2018-5-14	5339	5389	5478	5498	5529	5514	5453	5461	5454	551360	730080
2018-5-15	5328	5396	5475	5467	5501	5464	5434	5446	5442	325684	725086
2018-5-16		5410	5494	5483	5503	5478	5442	5436	5451	461764	739562
2018-5-17		5432	5512	5526	5534	5499	5466	5463	5471	450830	763850
2018-5-18		5427	5514	5522	5559	5504	5489	5491	5493	476008	763590
2018-5-21		5446	5518	5530	5555	5504	5498	5502	5504	367562	775194
2018-5-22		5474	5544	5589	5580	5509	5515	5524	5531	571628	803056
2018-5-23		5433	5518	5560	5545	5509	5489	5492	5511	429382	794840
2018-5-24		5466	5539	5560	5569	5529	5504	5505	5512	469286	795486
2018-5-25		5438	5528	5560	5570	5528	5507	5498	5515	337418	797184
2018-5-28		5381	5489	5516	5536	5496	5482	5519	5500	603448	809446
2018-5-29		5378	5461	5516	5532	5496	5478	5490	5502	345258	790186
2018-5-30		5370	5463	5516	5538	5496	5485	5490	5513	327430	791476
2018-5-31		5365	5464	5491	5548	5506	5492	5490	5522	344468	794286

Apple

Date	805	807	810	811	812	901	903	905	Vol	O.I
2018-5-2	8683	8997	7895	8280	8737	8900	9187		2071264	423068
2018-5-3	8889	9253	7891	8272	8700	8866	9125		1915878	447664
2018-5-4	8705	9126	7794	8132	8444	8583	8760		3050934	409364
2018-5-7	8616	9098	7853	8228	8582	8700	8855		2011076	435886
2018-5-8	8816	9082	7963	8350	8743	8854	8988		2720286	522116
2018-5-9	8816	9213	8089	8458	8834	8941	9062		2646104	537776
2018-5-10	8999	9302	8077	8393	8712	8836	8959		2494894	542654
2018-5-11	9000	9410	8081	8388	8700	8817	8928		2294016	535734
2018-5-14	9000	9530	8336	8642	8954	9048	9122		3496546	641190
2018-5-15	9000	9657	8795	9039	9305	9373	9437		4608102	616356
2018-5-16		9853	9036	9297	9577	9678	9807	10184	6617750	599600
2018-5-17		9604	8953	9191	9537	9706	9907	10198	4570484	695616
2018-5-18		9681	9153	9475	9817	9985	10255	10586	4948206	752874
2018-5-21		9490	9066	9410	9753	9987	10385	10843	3269676	848480
2018-5-22		9720	9361	9718	10051	10245	10675	11173	2406898	980998
2018-5-23		9752	9232	9548	9852	10017	10365	10875	3119338	987906
2018-5-24		9780	9164	9485	9795	9994	10398	10910	2416176	1019398
2018-5-25		9724	9135	9435	9722	9895	10251	10719	2220666	1028858
2018-5-28		9802	9200	9521	9803	10001	10350	10806	1960336	1036874
2018-5-29		9947	9171	9470	9754	9963	10291	10771	2299962	1089490
2018-5-30		9976	9277	9592	9914	10105	10434	10871	1715636	1031136
2018-5-31		9925	9368	9667	9999	10199	10512	10940	2072682	1090536

Thermal Coal

Date	805	806	807	808	809	810	811	812	901	902	903	904	905	Vol	O.I
2018-5-2	614.4	604	592	592.6	593	589.8	595.6	605.6	601.2	602.4	588	590.2		246416	480690
2018-5-3	608	597.8	595.6	587.4	595.2	591.2	598.8	605.4	602.4	600.8	589	590.2		274424	498062
2018-5-4	617.6	597.8	597.8	592.8	599	599.6	600.8	605.4	604.4	601.2	593.8	592.6		409606	535064
2018-5-7	624.4	616.2	609.8	604.6	610.4	606.4	610.8	611.4	616	611	603.6	601.6		507022	556850
2018-5-8	626	616.2	612	604.2	610.8	608.2	611.6	611.4	617	611	605.6	601.6		415850	523270
2018-5-9		609.8	606.8	597.6	603.2	607.6	605.6	611.4	612.4	607	600.8	596	583.4	413510	498324
2018-5-10		613.4	611.8	605.6	606.8	607	608.4	613.2	617.2	611.2	605.6	591.2	586.8	391568	513556
2018-5-11		621.6	620	611.8	615	620.2	620.2	619	624.6	617.6	610	586.8	589.6	438736	542410
2018-5-14		632.2	634.8	624	625.4	628.8	624.4	626.8	630.4	626.4	618.8	599.6	595.2	470432	542602
2018-5-15		638.4	644	628.2	631.6	631.8	628.8	626.8	633.2	626.4	620.4	600.4	596	741622	531168
2018-5-16		643.2	648	636.6	634.6	636.2	638.6	632.4	635.4	631.6	623.4	610	599	585860	534218
2018-5-17		643.2	647.2	637.6	634.6	636.2	632.4	632.4	635.2	631.6	624.4	582.6	604.2	409900	525178
2018-5-18		643.2	649.2	635	631.4	629	629.4	632.4	632	631.6	620	606	598.2	480862	543250
2018-5-21		643.4	643.2	624.6	618	621.4	615.6	624	619.6	621.6	609.4	597	587.2	663540	541700
2018-5-22		643.4	640.4	624.6	616.4	622	614.6	614.8	618.6	615.8	607	593	582.8	539810	536628
2018-5-23		638.8	619.2	604	593.6	599	599.4	602.6	600.6	597.8	592.4	572.4	571.8	968878	556988
2018-5-24		640.6	616.4	604	589.6	597.6	597	602.6	599	597.6	589.8	572.8	570.4	731098	515408
2018-5-25		651.4	623.8	601	592.6	597.6	597.2	596	600.6	597.6	589.8	581.2	571.6	490644	521960
2018-5-28		684	633.6	616.6	601.8	594.8	599.8	592.4	606.8	608	595.4	587	574.6	838760	536970
2018-5-29		684.8	652.8	625.6	621.6	624.6	620.8	613.2	625.8	619.4	614.4	592.6	589.2	1060390	526938
2018-5-30		719.2	652.6	631.2	623	624.6	622.4	621	628	619.4	615	592.6	591.6	583270	515764
2018-5-31		705	662	631.2	627.4	624.6	626	623.6	631.8	621.4	617.8	595.6	594.4	609954	503570

PTA															
Date	805	806	807	808	809	810	811	812	901	902	903	904	905	Vol	O.I
2018-5-2	5620	5612	5638	5628	5616	5604	5638	5574	5560	5538	5580	5550		646972	1648380
2018-5-3	5628	5612	5644	5628	5620	5610	5608	5574	5562	5562	5580	5550		499862	1638208
2018-5-4	5608	5612	5622	5628	5600	5610	5626	5574	5560	5562	5580	5550		676046	1634092
2018-5-7	5666	5646	5684	5686	5664	5626	5662	5584	5606	5570	5580	5550		1173062	1795084
2018-5-8	5670	5646	5694	5658	5676	5634	5652	5592	5604	5582	5580	5630		747634	1810994
2018-5-9	5640	5658	5676	5690	5652	5634	5646	5622	5610	5604	5612	5630		860776	1762258
2018-5-10	5702	5714	5738	5734	5718	5694	5708	5680	5676	5676	5682	5658		961006	1869074
2018-5-11	5766	5768	5774	5772	5766	5726	5762	5718	5710	5710	5720	5732		1091420	1936004
2018-5-14	5796	5772	5832	5800	5804	5758	5792	5718	5732	5702	5702	5680		887050	1962974
2018-5-15	5822	5832	5862	5822	5834	5796	5802	5762	5758	5748	5754	5816		813344	1893300
2018-5-16		5858	5888	5824	5860	5832	5814	5764	5792	5748	5754	5812	5776	1217636	1851824
2018-5-17		5858	5872	5824	5838	5812	5784	5764	5768	5748	5776	5812	5760	625002	1778314
2018-5-18		5858	5878	5824	5848	5800	5812	5764	5784	5794	5776	5812	5784	830212	1786744
2018-5-21		5858	5852	5842	5830	5794	5774	5794	5762	5794	5766	5812	5776	954762	1810640
2018-5-22		5820	5810	5846	5796	5786	5722	5776	5740	5756	5766	5804	5762	990880	1685350
2018-5-23		5796	5794	5806	5780	5776	5754	5744	5738	5744	5766	5786	5740	783038	1648030

2018-5-24		5796	5792	5806	5780	5782	5748	5742	5746	5744	5766	5786	5758	562854	1637534
2018-5-25		5826	5832	5806	5810	5784	5738	5748	5760	5760	5766	5786	5792	1042822	1685616
2018-5-28		5766	5710	5732	5710	5784	5666	5674	5678	5680	5682	5714	5690	994922	1538156
2018-5-29		5810	5708	5732	5686	5678	5654	5690	5672	5680	5682	5714	5704	576742	1479176
2018-5-30		5804	5692	5690	5680	5678	5674	5678	5664	5676	5682	5714	5694	733582	1428746
2018-5-31		5786	5742	5690	5718	5678	5706	5690	5686	5676	5682	5714	5720	701094	1406546

Methanol

Date	805	806	807	808	809	810	811	812	901	902	903	904	905	Vol	O.I
2018-5-2	2961	2790	2736	2722	2698	2721	2737	2765	2776	2764	2763	2727		797390	816604
2018-5-3	2969	2790	2736	2719	2704	2718	2737	2772	2780	2764	2756	2759		613252	831090
2018-5-4	3011	2803	2764	2730	2738	2749	2780	2803	2805	2795	2801	2781		1111270	990372
2018-5-7	3007	2806	2776	2767	2759	2762	2821	2825	2838	2825	2780	2781		812180	982480
2018-5-8	2970	2771	2772	2775	2758	2762	2812	2825	2826	2825	2798	2781		558346	976780
2018-5-9	2997	2796	2774	2779	2769	2791	2812	2825	2830	2825	2798	2784		1087806	1043676
2018-5-10	2980	2780	2814	2785	2780	2783	2812	2825	2838	2825	2804	2792		659810	1020934
2018-5-11	2998	2797	2814	2797	2772	2792	2838	2829	2831	2825	2808	2796		835280	1056688
2018-5-14	2905	2710	2770	2797	2795	2810	2821	2827	2847	2818	2841	2824		866928	1042728
2018-5-15	2941	2744	2794	2797	2794	2810	2826	2848	2850	2842	2841	2821		821620	1028360
2018-5-16		2795	2858	2839	2846	2855	2875	2877	2896	2869	2858	2853	2831	1445182	1120696
2018-5-17		2795	2865	2842	2846	2855	2875	2877	2894	2869	2858	2857	2796	676394	1063472
2018-5-18		2785	2883	2842	2836	2844	2873	2877	2885	2859	2858	2854	2749	770172	1070908
2018-5-21		2766	2878	2836	2817	2833	2858	2863	2861	2845	2856	2837	2722	717170	1030820
2018-5-22		2756	2878	2800	2807	2853	2828	2837	2852	2819	2819	2827	2698	872920	984498
2018-5-23		2729	2878	2786	2780	2799	2828	2837	2833	2812	2819	2827	2681	639938	921866
2018-5-24		2721	2878	2780	2772	2791	2828	2817	2829	2811	2819	2827	2677	589970	907498
2018-5-25		2719	2851	2742	2770	2797	2790	2783	2820	2760	2829	2773	2679	949360	869078
2018-5-28		2675	2742	2789	2725	2730	2786	2783	2782	2760	2736	2718	2658	572532	803790
2018-5-29		2688	2742	2789	2738	2739	2786	2783	2792	2768	2736	2718	2666	412608	779446
2018-5-30		2688	2731	2767	2738	2735	2771	2781	2795	2768	2760	2718	2672	717022	822374
2018-5-31		2703	2706	2767	2753	2753	2786	2808	2824	2796	2776	2728	2686	813640	811036

Flat Glass

Date	805	806	807	808	809	810	811	812	901	902	903	904	905	Vol	O.I
2018-5-2	1368	1423	1380	1385	1369	1384	1378	1383	1317	1333	1315	1297		162804	253606
2018-5-3	1359	1431	1392	1402	1383	1401	1384	1380	1329	1333	1315	1297		159068	259848
2018-5-4	1375	1423	1388	1399	1378	1392	1384	1380	1325	1329	1315	1315		178700	275444
2018-5-7	1383	1422	1388	1400	1378	1394	1374	1371	1325	1329	1315	1315		169410	263978
2018-5-8	1372	1439	1388	1402	1382	1381	1370	1371	1327	1329	1315	1315		109872	262926
2018-5-9	1360	1405	1368	1379	1358	1359	1359	1352	1309	1309	1298	1310		319858	354592
2018-5-10	1382	1405	1381	1379	1354	1363	1368	1358	1304	1309	1298	1310		176176	318388
2018-5-11	1388	1409	1381	1379	1354	1363	1367	1365	1308	1309	1298	1310		181866	328942

2018-5-14	1388	1415	1398	1397	1358	1367	1374	1366	1310	1316	1298	1310		192548	322228
2018-5-15	1318	1423	1390	1397	1364	1378	1370	1368	1313	1313	1298	1310		226760	324484
2018-5-16		1428	1405	1413	1369	1378	1376	1373	1317	1320	1298	1310	1304	265280	322298
2018-5-17		1404	1394	1413	1368	1380	1376	1373	1317	1320	1300	1310	1306	116774	305628
2018-5-18		1401	1394	1393	1358	1368	1368	1372	1309	1317	1300	1310	1299	233940	334956
2018-5-21		1406	1394	1399	1376	1360	1390	1380	1325	1321	1343	1310	1310	328014	303582
2018-5-22		1408	1394	1402	1382	1375	1390	1392	1331	1322	1343	1310	1320	148034	278594
2018-5-23		1410	1446	1410	1377	1375	1387	1389	1327	1322	1340	1310	1312	201050	282470
2018-5-24		1414	1420	1413	1385	1383	1387	1387	1335	1331	1340	1316	1320	230792	284658
2018-5-25		1410	1391	1421	1386	1384	1374	1387	1337	1334	1340	1317	1323	146016	269278
2018-5-28		1416	1397	1423	1415	1401	1410	1396	1360	1357	1355	1350	1341	350778	325846
2018-5-29		1428	1409	1430	1422	1418	1412	1411	1369	1359	1354	1361	1347	148348	291644
2018-5-30		1432	1409	1430	1424	1426	1412	1427	1372	1359	1354	1361	1349	136900	283946
2018-5-31		1423	1400	1444	1433	1435	1412	1425	1378	1364	1355	1361	1358	258762	314958

Ferrosilicon															
Date	805	806	807	808	809	810	811	812	901	902	903	904	905	Vol	O.I
2018-5-2	6190	6144	6380	6400	6432	6334	6420	6254	6304	6266	6012	6064		161912	191620
2018-5-3	6264	6120	6400	6400	6520	6408	6496	6328	6408	6242	6242	6296		321772	196140
2018-5-4	6236	6202	6400	6400	6492	6390	6468	6302	6410	6216	6242	6270		166614	180942
2018-5-7	6328	6204	6442	6400	6600	6412	6490	6324	6512	6298	6324	6354		294348	229886
2018-5-8	6296	6370	6440	6398	6596	6412	6486	7074	6526	6298	6338	6368		123906	209082
2018-5-9	6306	6324	6374	6398	6604	6412	6486	7084	6512	6298	6338	6354		178976	212936
2018-5-10	6240	6340	6398	6398	6536	6374	6420	7012	6462	6298	6338	6306		172586	189858
2018-5-11	6310	6340	6474	6474	6568	6456	6504	7012	6496	6380	6338	6388		186948	189624
2018-5-14	6432	6502	6574	6574	6674	6470	6610	7126	6640	6520	6478	6528		239396	222422
2018-5-15	6548	6600	6716	6716	6742	6528	6678	7200	6690	6520	6478	6578		211160	219990
2018-5-16		6600	6822	6822	6918	6764	6920	7460	6782	6480	6438	6538	6686	377876	253256
2018-5-17		6340	6656	6440	6784	6514	6664	7216	6568	6384	6438	6332	6474	232512	201456
2018-5-18		6312	6664	6474	6760	6514	6640	6568	6584	6384	6454	6348	6454	291214	209206
2018-5-21		6312	6702	6536	6794	6514	6674	6682	6608	6400	6454	6364	6506	224674	182604
2018-5-22		6400	6590	6466	6704	6514	6674	6682	6580	6400	6454	6364	6466	150994	177762
2018-5-23		6232	6598	6474	6730	6610	6772	6658	6574	6388	6454	6364	6498	358566	200202
2018-5-24		6200	6436	6380	6510	6412	6570	6582	6452	6286	6434	6246	6372	262764	192960
2018-5-25		6150	6390	6406	6480	6326	6482	6328	6440	6286	6434	6234	6372	170128	188012
2018-5-28		6178	6486	6406	6508	6326	6510	6388	6478	6286	6434	6272	6344	133538	186388
2018-5-29		6392	6400	6432	6586	6470	6588	6452	6554	6436	6588	6422	6440	225628	203170
2018-5-30		6464	6506	6454	6526	6470	6528	6452	6494	6364	6528	6364	6438	160692	177714
2018-5-31		6334	6506	6554	6580	6470	6582	6420	6556	6364	6528	6426	6440	171552	192264

Silicon Manganese															
Date	805	806	807	808	809	810	811	812	901	902	903	904	905	Vol	O.I

2018-5-2	7392	7748	7760	6874	7336	7666	7914	8012	7156	7614	7614	7614		88142	85072
2018-5-3	7404	7762	7774	6886	7370	7702	7952	8050	7208	7598	7598	7598		98590	83082
2018-5-4	7350	7706	7718	6836	7334	7664	7914	8012	7202	7592	7592	7592		72424	83850
2018-5-7	7350	7706	7718	6836	7274	7602	7850	7946	7136	7592	7522	7522		160922	103384
2018-5-8	7264	7616	7628	6756	7184	7508	7754	7848	7056	7508	7438	7438		95666	91882
2018-5-9	7254	7606	7618	6748	7156	7480	7724	7818	7040	7492	7422	7422		110482	96860
2018-5-10	7212	7562	7574	6710	7094	7416	7658	7750	7016	7466	7398	7398		90294	96616
2018-5-11	7194	7544	7556	6694	7130	7454	7698	7790	7030	7312	7414	7414		114286	102284
2018-5-14	7360	7718	7730	6848	7216	7544	7792	7884	7104	7390	7492	7492		139844	112966
2018-5-15	7446	7808	7820	6928	7300	7632	7884	7976	7190	7480	7584	7584		135130	99594
2018-5-16		8052	8064	7144	7528	7870	8130	8226	7372	7670	7776	7776	7226	271870	119974
2018-5-17		8048	8060	7140	7524	7866	8126	7732	7332	7628	7734	7734	7192	122346	101282
2018-5-18		8092	8104	7178	7564	7908	8170	7774	7384	7682	7790	7790	7254	119144	110670
2018-5-21		8074	8086	7162	7546	7890	8152	7756	7378	7676	7784	7784	7164	122768	111628
2018-5-22		8106	8118	7190	7576	7922	8184	7788	7402	7702	7810	7810	7210	129826	119282
2018-5-23		8046	8058	7138	7520	7864	8124	7730	7300	7596	7702	7578	7158	176942	119174
2018-5-24		7888	7900	6998	7372	7710	7964	7578	7172	7464	7568	7446	7084	128334	107542
2018-5-25		7894	7906	7004	7378	7716	7970	7584	7194	7488	7592	7470	7052	112820	113702
2018-5-28		7908	7920	7016	7390	7730	7984	7596	7214	7510	7614	7492	7076	74534	101408
2018-5-29		8024	8036	7120	7498	7844	8102	7708	7318	7510	7724	7600	7108	151052	115946
2018-5-30		8056	8068	7148	7528	7876	8134	7740	7328	7520	7736	7610	7114	112864	107820
2018-5-31		8104	8116	7190	7572	7922	8182	7786	7378	7572	7790	7662	7136	110308	113898

Note: 1. Price: Yuan/Ton; 2. Trading volume and Month-end open interest in contract; 3. Trading volume and Month-end open interest include buying and selling volume; 4. EFPs included.

VI Announcements

ZCE's Announcement on Approval of PTA Produced by Fujian Fuhaihuang Petrochemicals Co. Ltd as PTA Futures Delivery Brand

No. 23(2018)

According to related provision in Zhengzhou Commodity Exchange PTA Delivery Brand Management Guidelines (trial), after investigation, PTA produced by Fujian Fuhaihuang Petrochemicals Co. Ltd has been approved as PTA Futures Delivery Brand, which shall start using since June 4th, 2018.

May 8th, 2018

ZCE's Announcement on Adjustment of White Sugar Option Position Limit

No. 24(2018)

According to No.53 provision in Zhengzhou Commodity Exchange Option Trading Management Guidelines, upon prudent consideration, since settlement on May 11th, 2018, for membership and customer, which are not Futures Company, the speculative holding limit of a month White sugar option contract, unilateral calculated, has been adjusted to 6000 contracts, and the sum of speculation, arbitrage and hedging positions, shall not be more than 3 times of the speculative holding limit of White sugar option contract.

May 10th, 2018

ZCE's Announcement on Promulgation of Maximum Daily Delivery Speed and Maximum Standard Warehouse Receipt of Appointed PTA Delivery Warehouse Futures

No. 25 (2018)

According to Zhengzhou Commodity Exchange Standard Warehouse Receipt and Transferring Warehouse Receipt Management Guidelines, upon prudent consideration, now maximum daily delivery speed and maximum standard warehouse receipt of appointed PTA delivery warehouse has been announced, which shall be executed since September 25th, 2018.

1. Zhejiang Yisheng Petrochemical Co., Ltd

Warehouse code: 0517

Address: No. 8, Gangkou road, Qijiashan street, Beilun district, Nibo

Daily delivery speed: 2000 dun/day

Maximum standard warehouse receipt: 40000 dun

Pick-up point: No. 8, Gangkou road, Qijiashan street, Beilun district, Nibo

Price Correction between the PTA delivery warehouse receipt and futures price by ton: -20 Yuan/dun

2. Hengli Petrochemical (Dalian) Co., Ltd

Warehouse code: 0524

Address: No. 299, Changsong road, Changxing island economic district, Dalian, Liaoning

Daily delivery speed: 2000 dun/day

Maximum standard warehouse receipt: 40000 dun

Pick-up point: Any appointed delivery warehouse for PTA futures in Zhangjiagang, Jiangsu and Pinghu district, Zhejiang

Price Correction between the PTA delivery warehouse receipt and futures price by ton: 0 Yuan/dun

3. Yisheng Dahua Petrochemical Co., ltd

Warehouse code: 0525

Address: No. 262, Binhai road, Jinzhou development district, Dalian, Liaoning

Daily delivery speed: 2000 dun/day

Maximum standard warehouse receipt: 40000 dun

Pick-up point: Any appointed delivery warehouse for PTA futures in Zhangjiagang, Jiangsu and Pinghu district, Zhejiang

Price Correction between the PTA delivery warehouse receipt and futures price by ton: 0 Yuan/dun

May 25th, 2018



地址：郑州市郑东新区商务外环路30号
网址：<http://www.czce.com.cn>