



Zhengzhou
Commodity Exchange

*MONTHLY
REPORT*

6

Contents

I	Market Summary.....	2
II	Price Charts of All Products.....	4
III	Trading Volume, Turnover, Open Interest and Physical Delivery.....	13
IV	List of Quotations.....	16
V	Daily Settlement Price by Contracts.....	20
VI	Announcements.....	30

I Market Summary

Strong Gluten Wheat Futures fell after early rally. The dominant contract WH1809 fluctuated within 116 Yuan/ton between 2,544 and 2,660 Yuan/ton, and closed up 6 Yuan/ton or 0.24% at 2,559 Yuan/ton from the price of the last month-end.

Early Long-grain Non-glutinous Rice Futures oscillated in a certain range. The dominant contract RI1811 fluctuated within 159 Yuan/ton between 2,394 and 2,553 Yuan/ton, and did not trade at the month-end.

Late Long-grain Non-glutinous Rice Futures oscillated down. The dominant contract LR1903 fluctuated within 243 Yuan/ton between 2,604 and 2,847 Yuan/ton, and closed down 187 Yuan/ton or 6.64% at 2,630 Yuan/ton from the price of the last month-end.

Japonica Rice Futures oscillated with a smaller volume. The dominant contract RI1809 did not trade in this month.

Cotton Futures oscillated down. The dominant contract CF1901 fluctuated within 2,605 Yuan/ton between 16,605 and 19,210 Yuan/ton, and closed down 1,915 Yuan/ton or 10.27% at 16,735 Yuan/ton from the price of the last month-end.

Cotton Yarn Futures oscillated down. The dominant contract CY1810 fluctuated within 2,690 Yuan/ton between 24,685 and 27,375 Yuan/ton, and closed down 1,640 Yuan/ton or 6.18% at 24,880 Yuan/ton from the price of the last month-end.

Rapeseed Futures oscillated up. The dominant contract RS1809 fluctuated within 607 Yuan/ton between 5,141 and 5,748 Yuan/ton, and closed up 263 Yuan/ton or 5.08% at 5,438 Yuan/ton from the price of the last month-end.

Rapeseed Oil Futures oscillated down. The dominant contract OI1901 fluctuated within 652 Yuan/ton between 6,556 and 7,208 Yuan/ton, and closed down 464 Yuan/ton or 6.51% at 6,661 Yuan/ton from the price of the last month-end.

Rapeseed Meal Futures rallied up from early loss. The dominant contract RM1809 fluctuated within 192 Yuan/ton between 2,343 and 2,535 Yuan/ton, and closed up 27 Yuan/ton or 1.08% at 2,532 Yuan/ton from the price of the last month-end.

White Sugar Futures oscillated down. The dominant contract SR1809 fluctuated within 443 Yuan/ton between 5,090 and 5,533 Yuan/ton, and closed down 333 Yuan/ton or 6.1% at 5,122 Yuan/ton from the price of the last month-end.

Apple Futures oscillated up. The dominant contract AP1810 fluctuated within 1,626 Yuan/ton between 8,580 and 1,0206 Yuan/ton, and closed up 377 Yuan/ton or 4.05% at 9,684 Yuan/ton from the price of the last month-end.

Thermal Coal Futures oscillated up. The dominant contract ZC1809 fluctuated within 41.8 Yuan/ton between 619.6 and 661.4 Yuan/ton, and closed up 23.4 Yuan/ton or 3.75% at 647.4 Yuan/ton from the price of the last month-end.

PTA Futures oscillated up. The dominant contract TA1809 fluctuated within 322 Yuan/ton between 5,546 and 5,868 Yuan/ton, and closed up 148 Yuan/ton or 2.6% at 5,850 Yuan/ton from the price of the last month-end.

Methanol Futures oscillated up. The dominant contract MA1809 fluctuated within 167 Yuan/ton between 2,688 and 2,855 Yuan/ton, and closed up 81 Yuan/ton or 2.94% at 2,839 Yuan/ton from the price of the last month-end.

Glass Futures oscillated up. The dominant contract FG1809 fluctuated within 64 Yuan/ton between 1,420 and 1,484 Yuan/ton, and closed up 23 Yuan/ton or 1.6% at 1,457 Yuan/ton from the price of the last month-end.

Ferrosilicon Futures oscillated up. The dominant contract SF1809 fluctuated within 710 Yuan/ton between 6,320 and 7,030 Yuan/ton, and closed up 390 Yuan/ton or 5.95% at 6,946 Yuan/ton from the price of the last month-end.

Silicon Manganese Futures oscillated up. The dominant contract SM1809 fluctuated within 728 Yuan/ton between 7,502 and 8,230 Yuan/ton, and closed up 654 Yuan/ton or 8.69% at 8,180 Yuan/ton at the month-end.

The total trading volume of ZCE in this month was 78,252,115 contracts, including 0 contracts of Common Wheat, 27,335 contracts of Strong Gluten Wheat, 144 contracts of Early Long-grain Non-glutinous Rice, 1,032 contracts of Late Long-grain Non-glutinous Rice, 66 contracts of Japonica Rice, 14,435,138 contracts of Cotton, 587,664 contracts of Cotton Yarn, 536 contracts of Rapeseed, 6,834,026 contracts of Rapeseed Oil, 9,110,128 contracts of Rapeseed Meal, 4,375,431 contracts of White Sugar, 17,062,986 contracts of Apple Futures, 6,634,264 contracts of Thermal Coal Futures, 6,485,408 contracts of PTA, 7,378,275 contracts of Methanol, 1,588,726 contracts of Glass Futures, 2,115,634 contracts of Ferrosilicon Futures and 1,615,322 contracts of Silicon Manganese Futures.

The month-end open interest was 3,517,771 contracts in total, including 0 contracts of Common Wheat, 5,102 contracts of Strong Gluten Wheat, 53 contracts of Early Long-grain Non-glutinous Rice, 192 contracts of Late Long-grain Non-glutinous Rice, 1 contracts of Japonica Rice, 495,261 contracts of Cotton, 2,553 contracts of Cotton Yarn, 11 contracts of Rapeseed, 281,266 contracts of Rapeseed Oil, 416,950 contracts of Rapeseed Meal, 414,935 contracts of White Sugar, 269,856 contracts of Apple Futures, 249,919 contracts of Thermal Coal, 633,791 contracts of PTA, 403,769 contracts of Methanol, 125,901 contracts of Glass, 113,096 contracts of Ferrosilicon

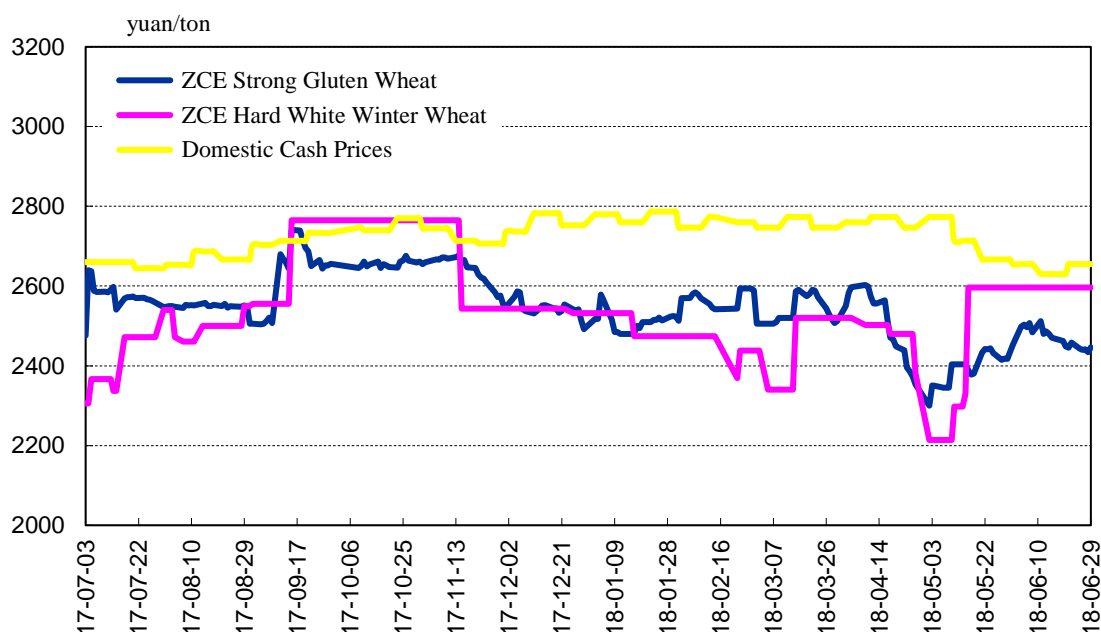
and 105,115 contracts of Silicon Manganese.

The trading volume of White Sugar option in this month was 324,363 contracts, and the month-end open interest of White Sugar option was 137,986 contracts.

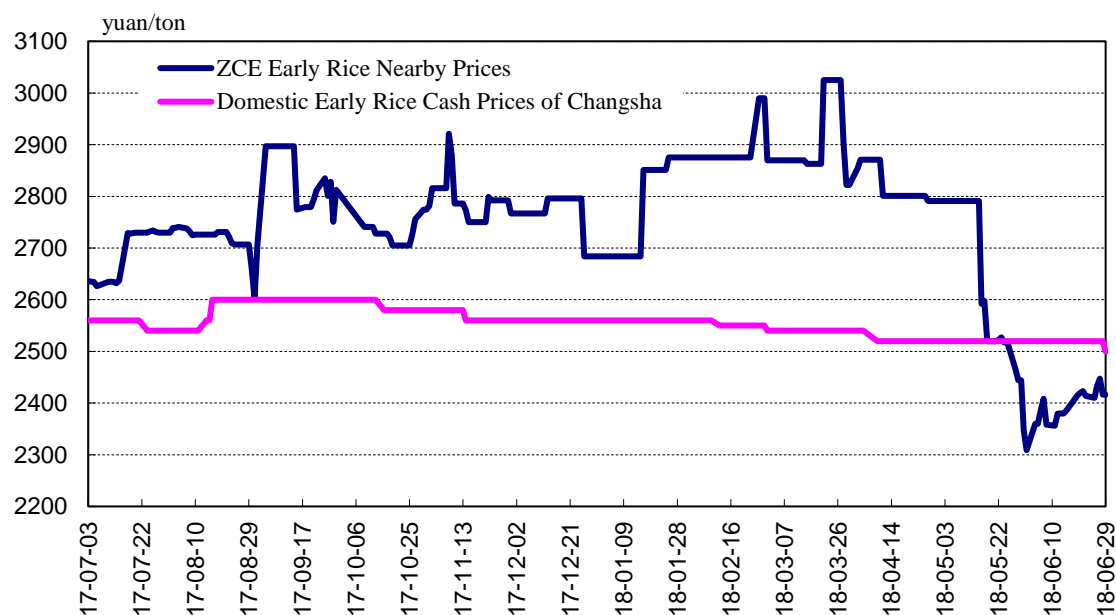
(Note: the trading volume and open interest are counted unilaterally)

II Price Charts of All Products

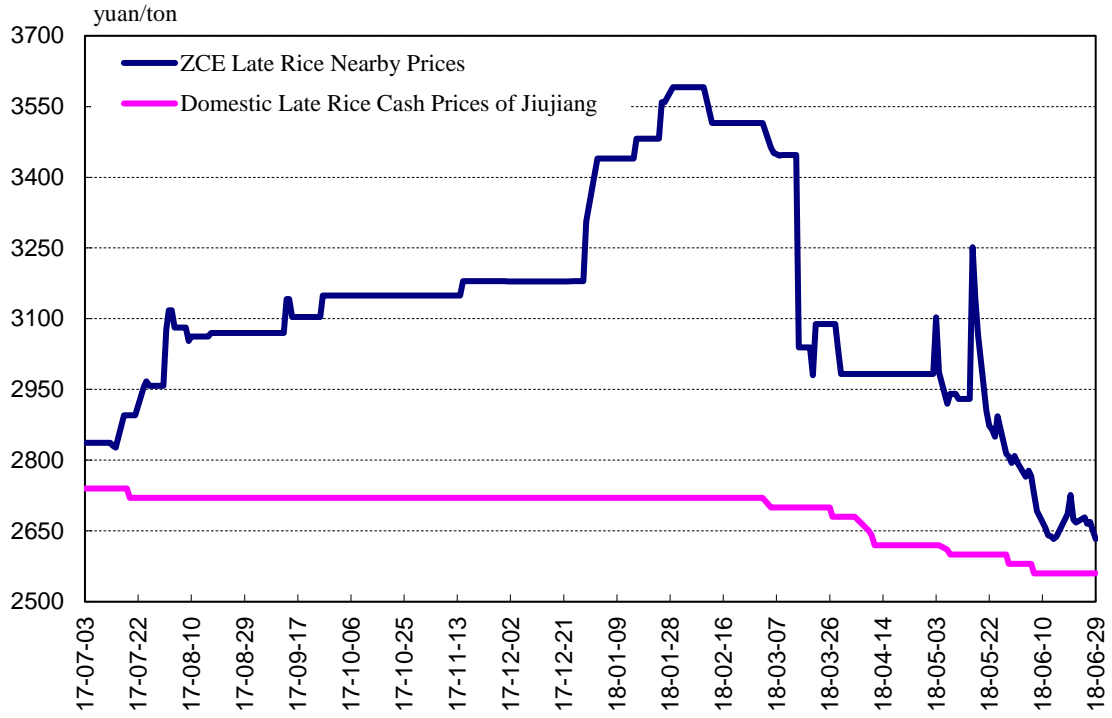
ZCE Wheat Futures Prices vs Domestic Cash Prices Chart



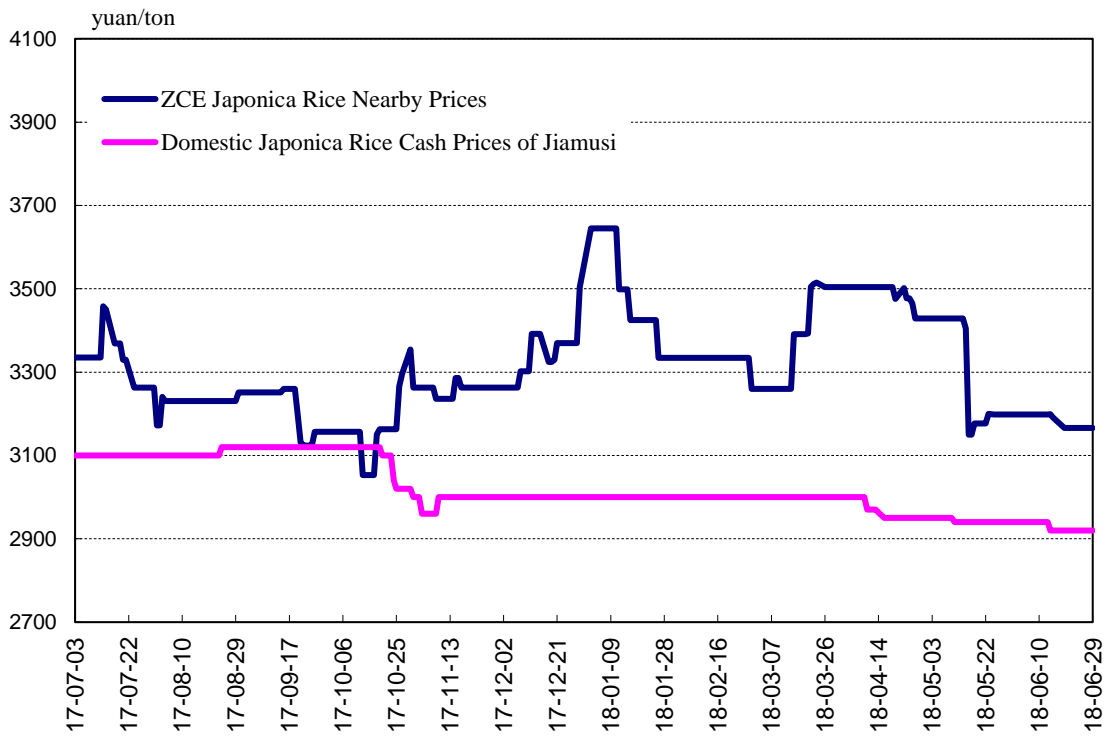
ZCE Early Rice Futures Prices vs Domestic Cash Prices Chart



ZCE Late Rice Futures Prices vs Domestic Cash Prices Chart



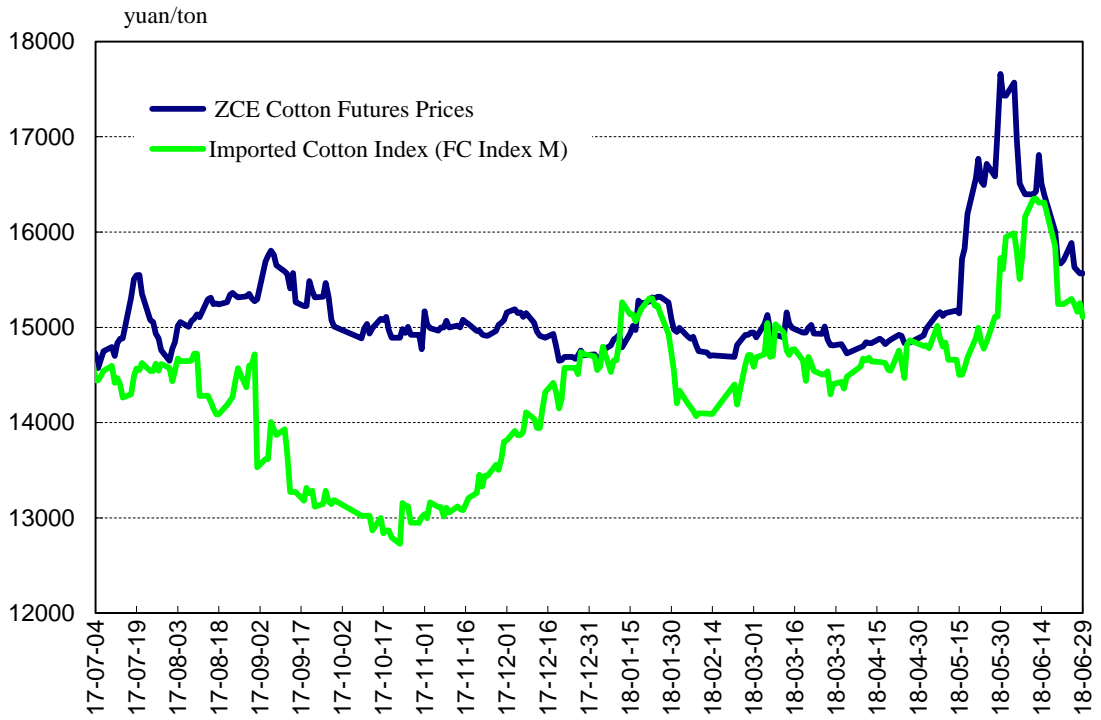
ZCE Japonica Rice Futures Prices vs Domestic Cash Prices Chart



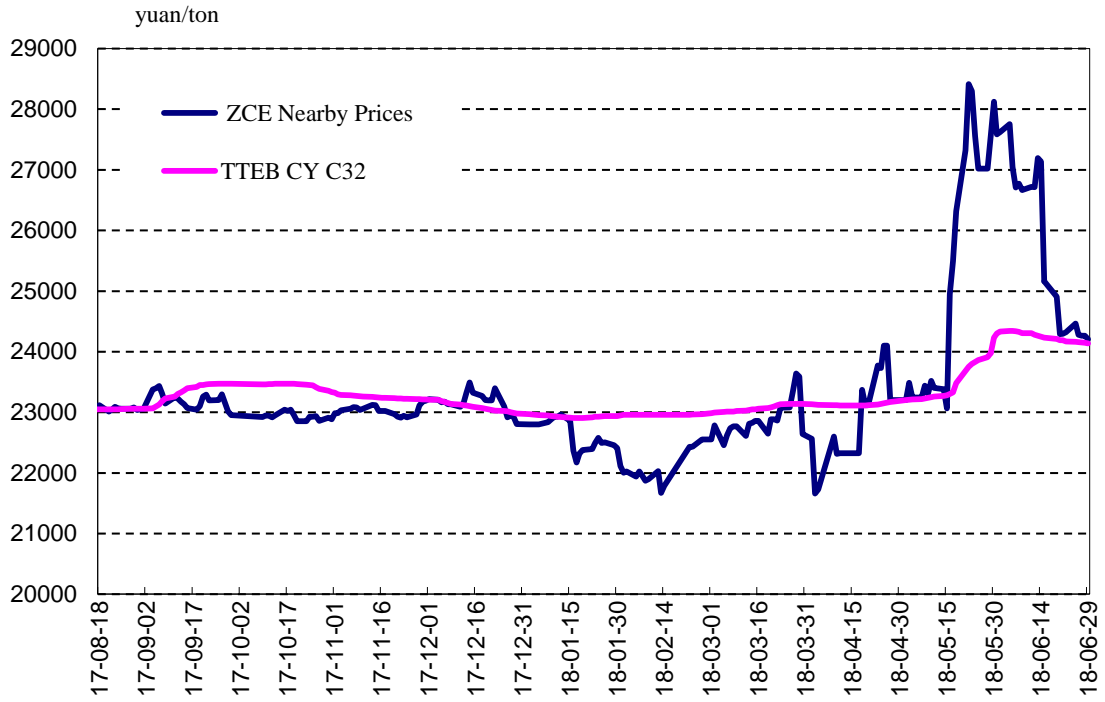
ZCE Cotton Futures vs China Cotton Index Chart



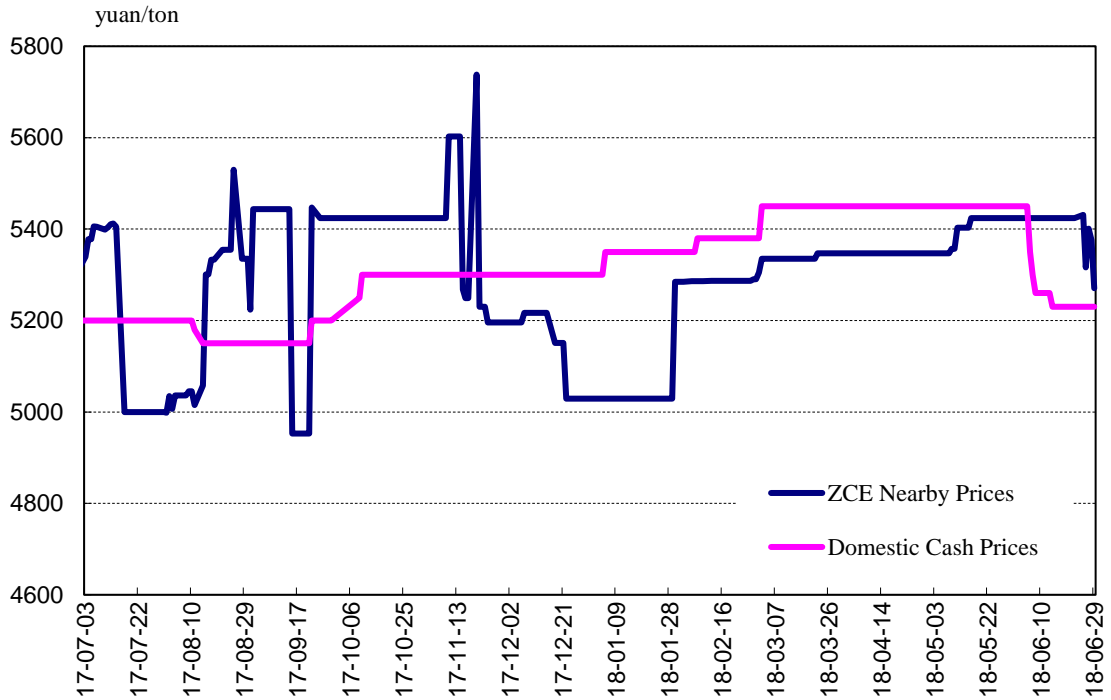
ZCE Cotton Futures Prices vs Imported Cotton Prices



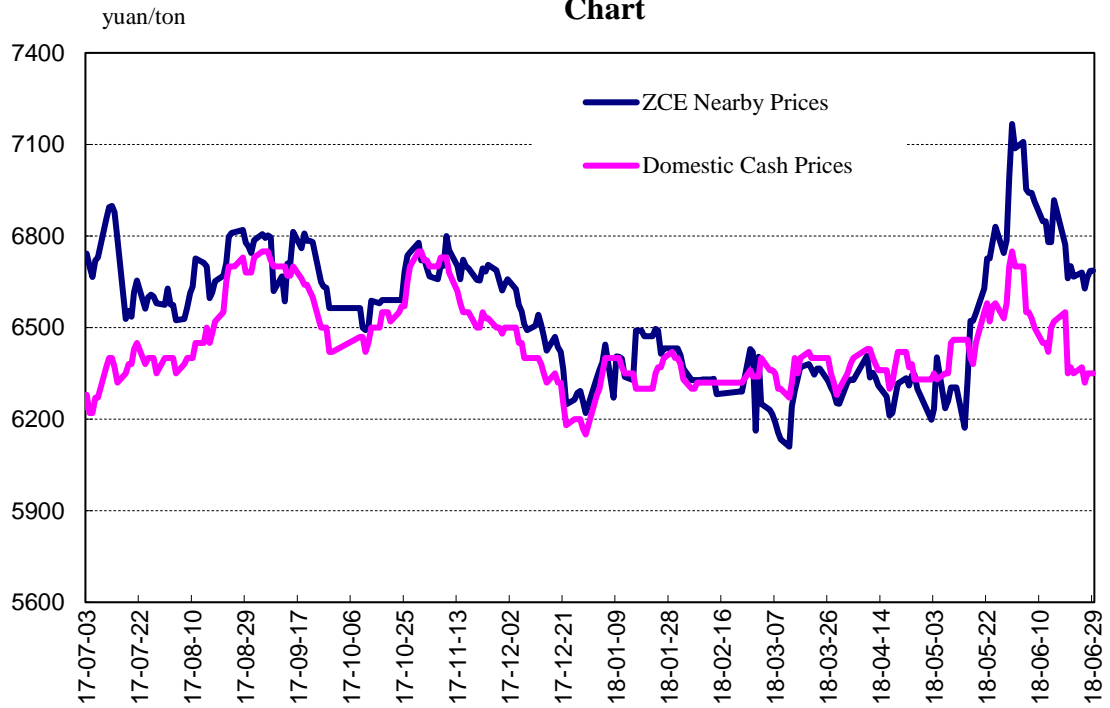
ZCE Cotton Yarn vs China Cotton Yarn Index Chart



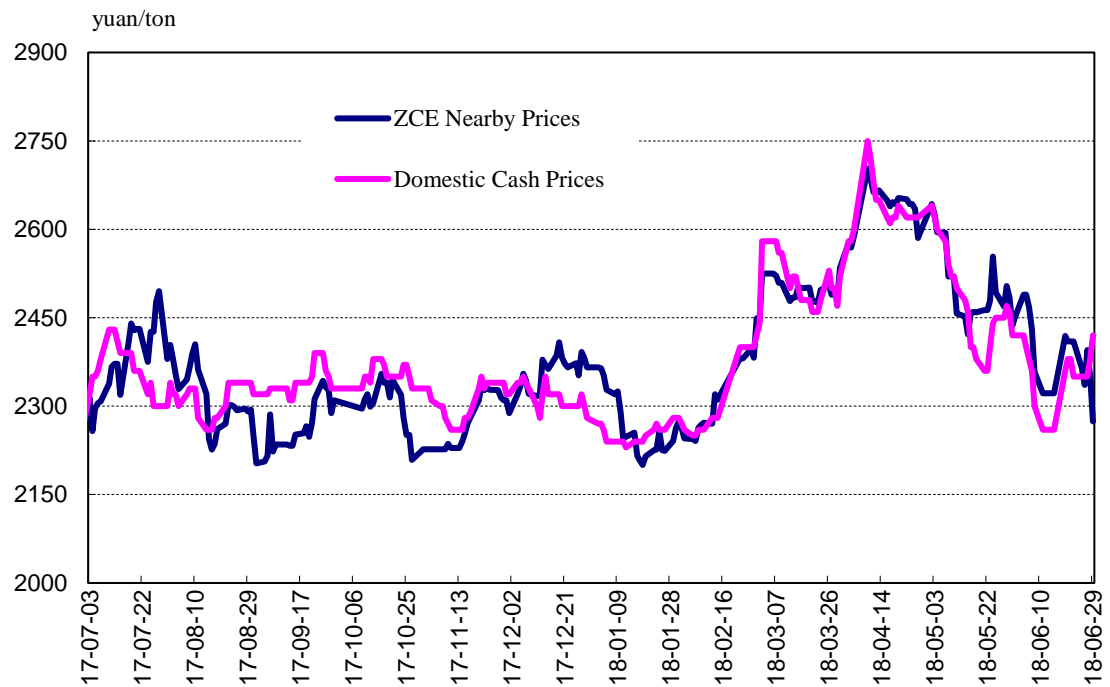
ZCE Rapeseed Futures Prices vs Domestic Cash Prices Chart



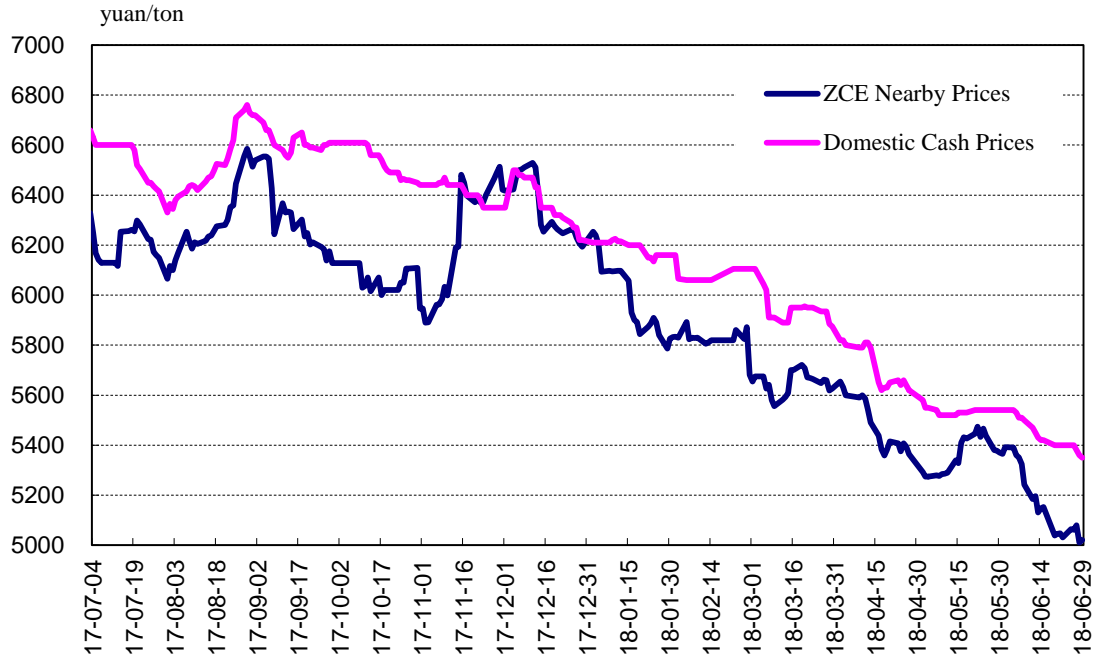
**ZCE Rapeseed Oil Futures Prices vs Domestic Cash Prices
Chart**



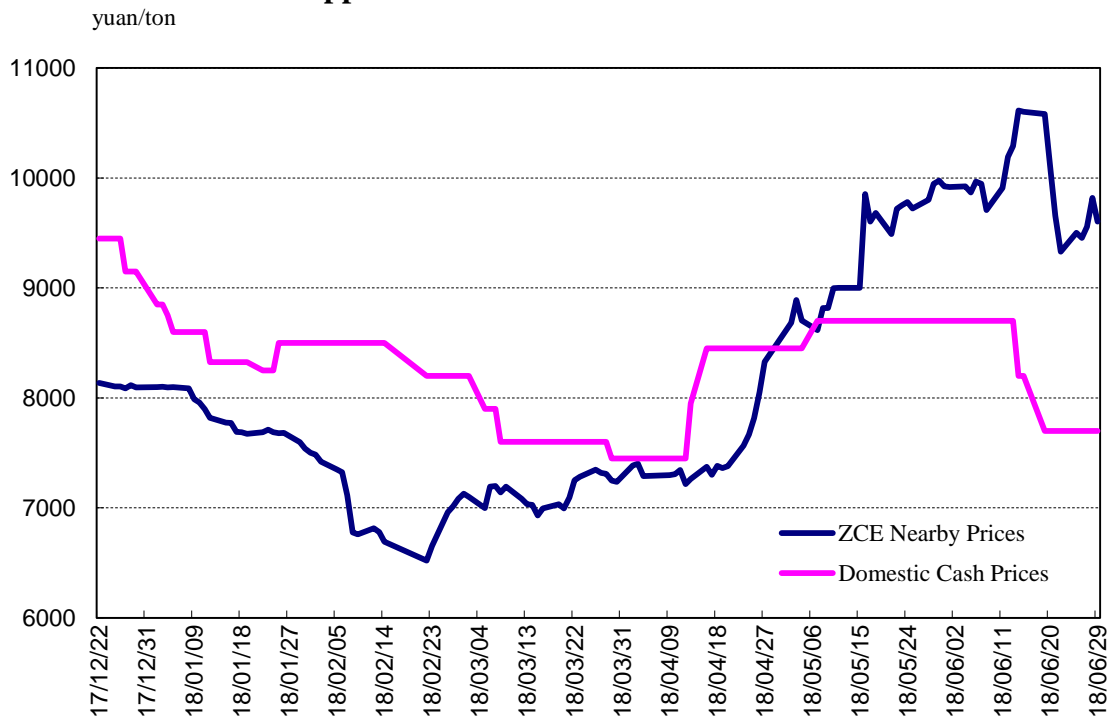
ZCE Rapeseed Meal Futures Prices vs Domestic Cash Prices Chart



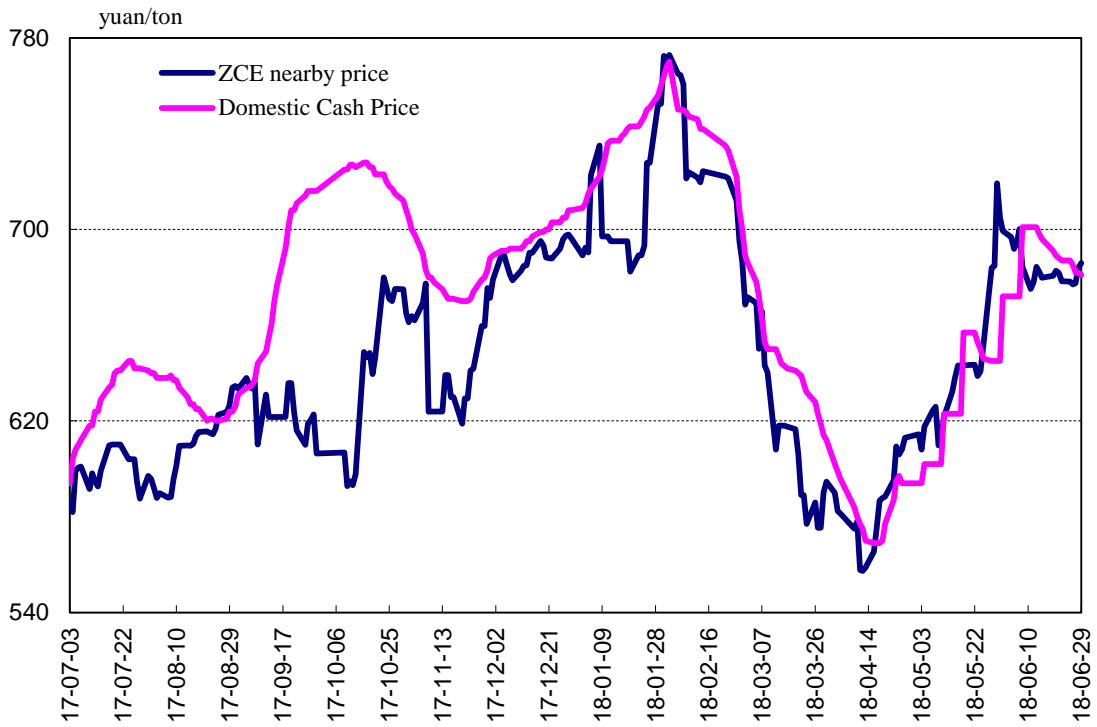
ZCE Sugar Futures Prices vs Domestic Cash Prices Chart



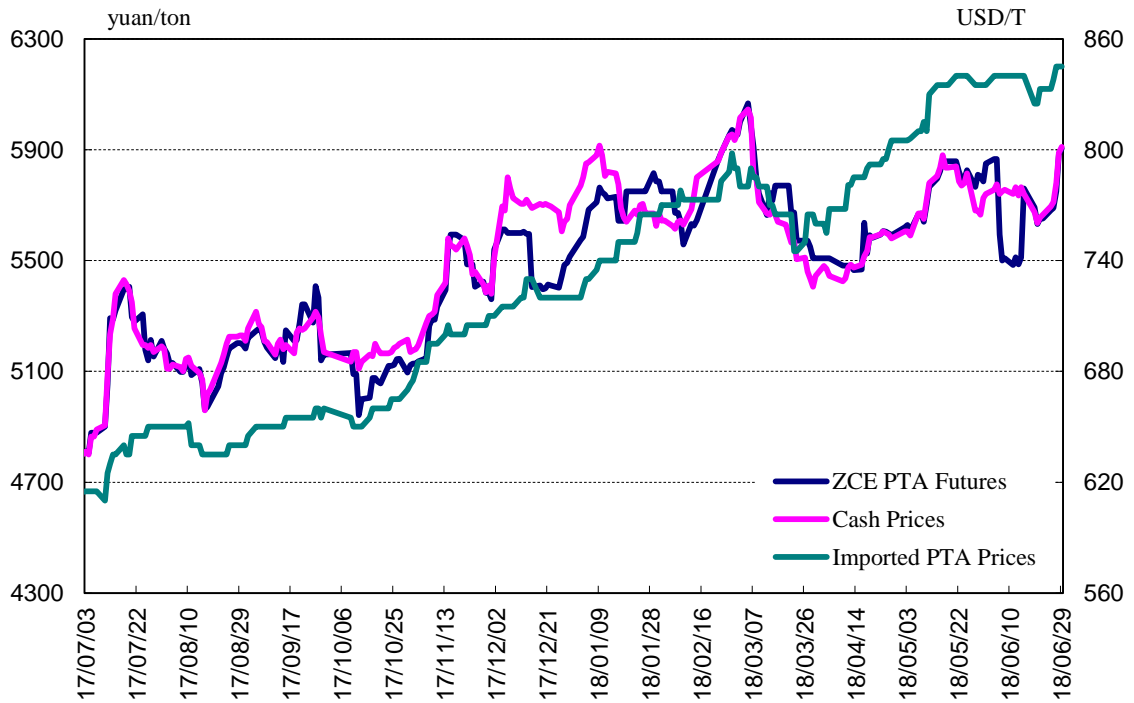
ZCE Apple Futures Prices vs Domestic Cash Prices Chart



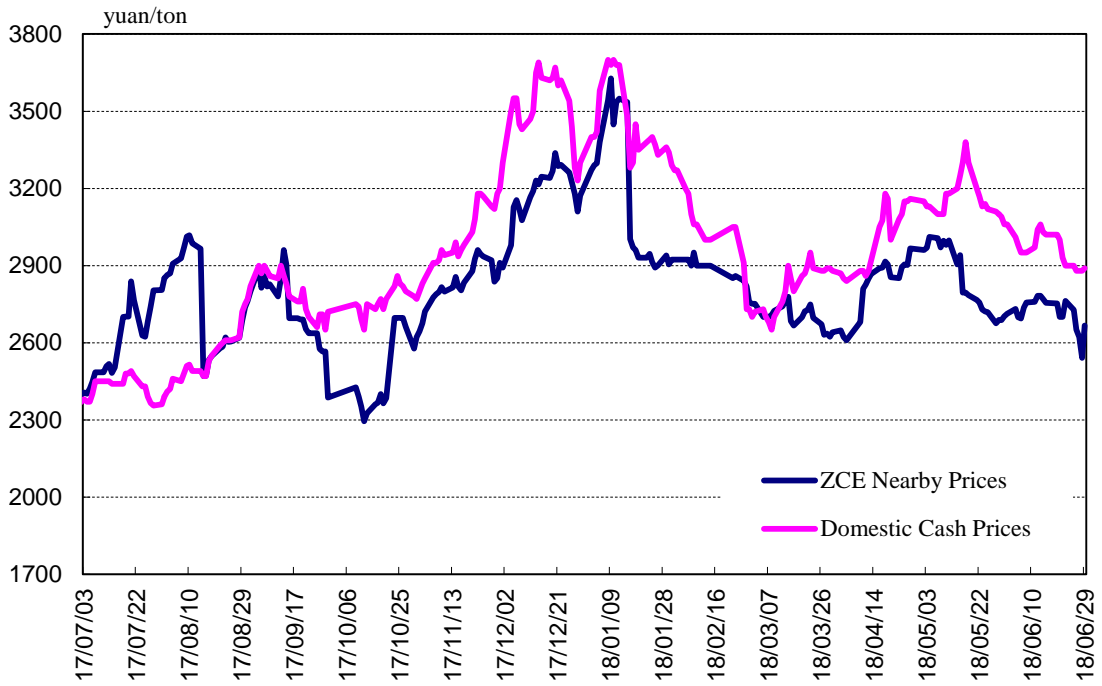
ZCE Thermal coal Futures vs Domestic Cash Prices Chart



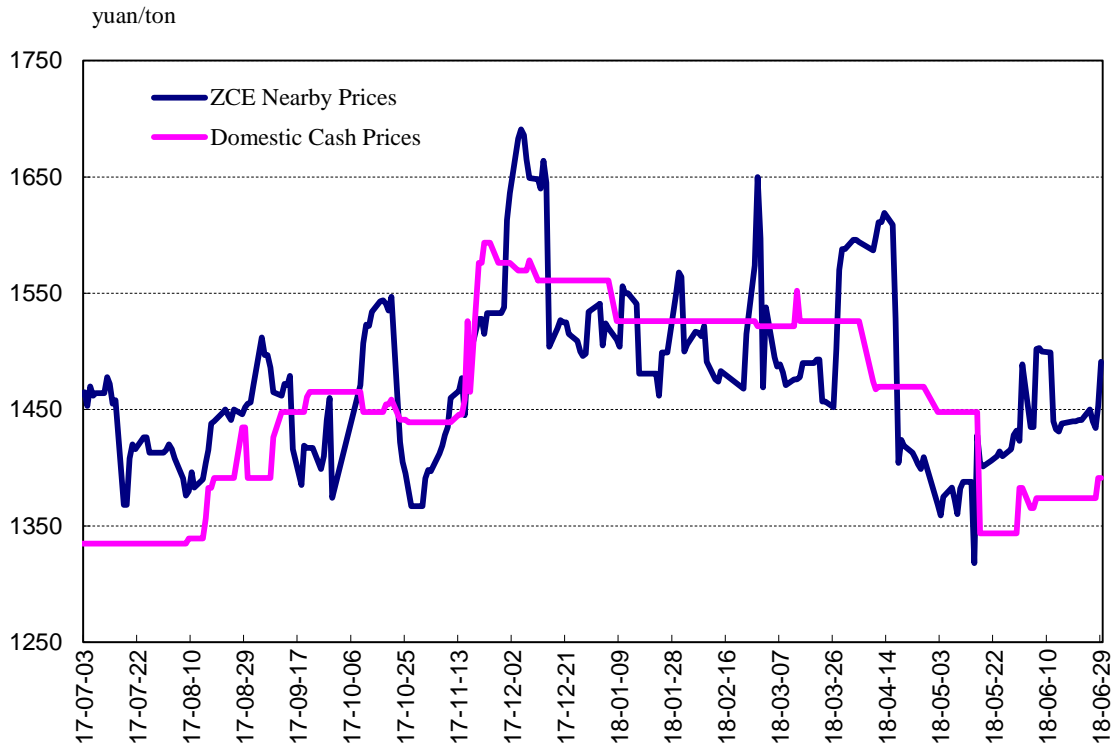
ZCE PTA Futures vs PTA Cash Prices Chart



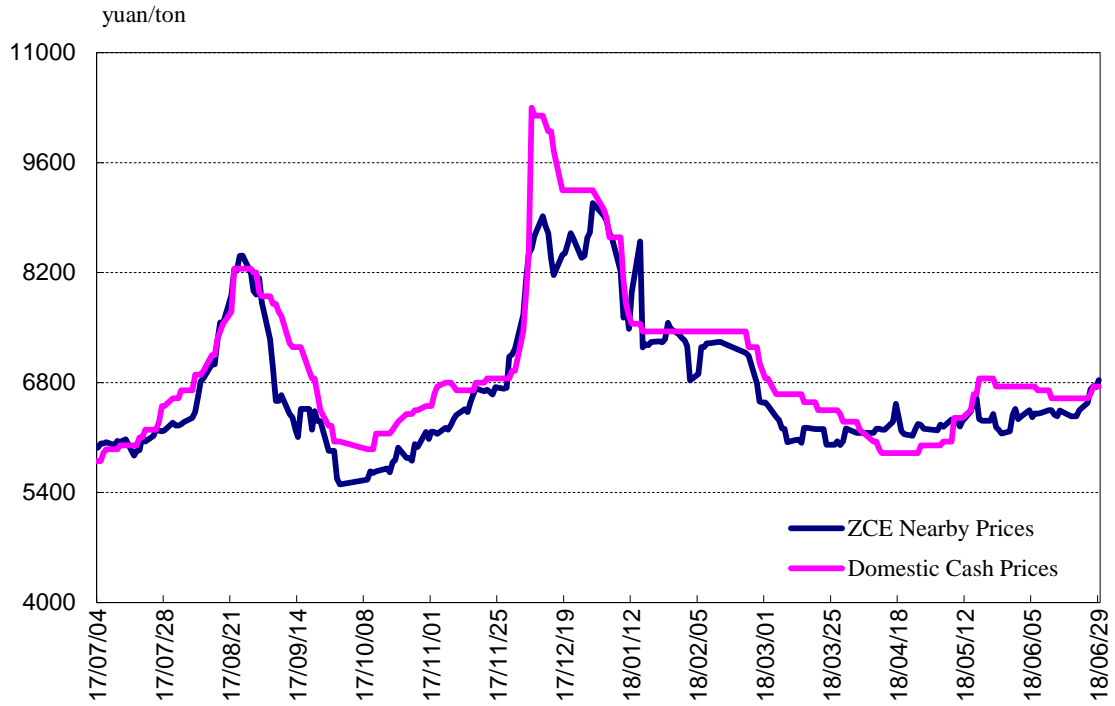
ZCE Methanol Futures Prices vs Domestic Cash Prices Chart



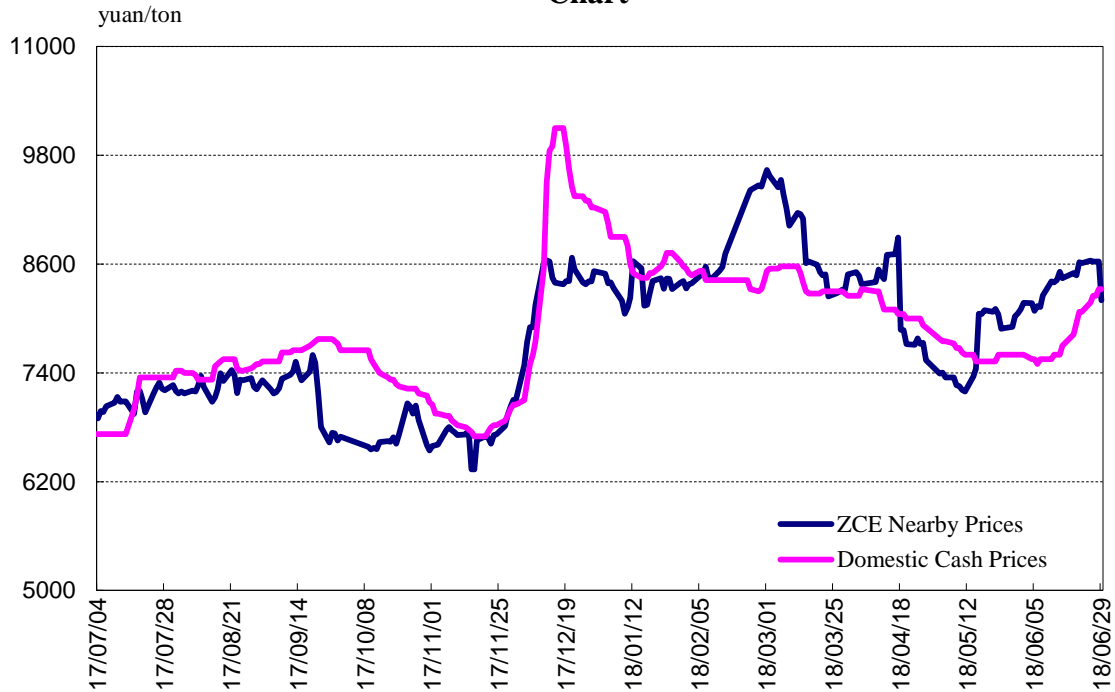
ZCE Glass Futures Prices vs Domestic Cash Prices Chart



ZCE Ferrosilicon Futures Prices vs Domestic Cash Prices Chart



ZCE Silicon Manganese Futures Prices vs Domestic Cash Prices Chart



III Trading Volume, Turnover, Open Interest and Physical Delivery

Trading Volume

	Jun. -18	Jun. -17	Change%	Jan.'- Jun.'2018	Jan.'- Jun.'2017	Change%
Apple (AP)	34,125,972		-	142,176,044	0	-
Cotton No.1 (CF)	28,870,276	4,308,388	570.09%	74,125,908	29,064,928	155.04%
Cotton Yarn (CY)	1,175,328		-	2,305,306	0	-
Early Rice (ER)			-	0	0	-
Flat Glass (FG)	3,177,452	8,631,522	-63.19%	28,731,724	45,877,404	-37.37%
Japonica Rice (JR)	132	0	-	1,582	252	527.78%
Late Rice (LR)	2,064	0	-	2,768	164	1,587.80%
Methanol (MA)	14,756,550	26,627,098	-44.58%	102,396,666	124,101,150	-17.49%
Methanol (ME)			-	0	0	-
Rapeseed Oil (OI)	13,668,052	4,772,940	186.37%	36,685,348	27,321,058	34.27%
Common Wheat (PM)	0	10	-100.00%	34	82	-58.54%
Early Rice (RI)	288	326	-11.66%	528	1,176	-55.10%
Rapeseed Meal (RM)	18,220,256	12,601,076	44.59%	87,803,526	87,408,878	0.45%
Rapeseed Oil (RO)			-	0	0	-
Rapeseed (RS)	1,072	796	34.67%	1,874	3,182	-41.11%
Ferrosilicon (SF)	4,231,268	433,596	875.85%	25,745,928	2,584,542	896.15%
Silicon Manganese (SM)	3,230,644	3,594,162	-10.11%	18,225,574	26,353,554	-30.84%
Sugar (SR)	8,750,862	10,448,228	-16.25%	41,952,738	60,581,562	-30.75%
PTA	12,970,816	15,812,358	-17.97%	90,136,936	146,805,654	-38.60%
Thermal Coal (TC)			-	0	0	-
Strong Gluten Wheat (WH)	54,670	47,974	13.96%	127,184	599,856	-78.80%
Strong Gluten Wheat (WS)			-	0	0	-
Hard White Wheat (WT)			-	0	0	-
Thermal Coal (ZC)	13,268,528	6,195,358	114.17%	50,916,662	25,891,498	96.65%
Total	156,504,230	93,473,832	67.43%	701,336,330	576,594,940	21.63%

Note: 1. Unit: Trading volume in contract; 2. Trading volume includes buying and selling volume; 3. Contract size: 10 tons (WT & ER & SR & OI & RS & RM & MA & AP), 5 tons(CF & TA & RO & SF & SM & CY), 50tons (ME & PM), 20 tons (RI & WH & FG & JR & LR), 200 tons(TC), 100 tons (ZC); 4. EFPs included .

Turnover

	Jun. -18	Jun. -17	Change%	Jan.'- Jun.'2018	Jan.'- Jun.'2017	Change%
Apple (AP)	335,045,655		-	1,238,179,612	0	-
Cotton No.1 (CF)	255,504,386	32,819,733	678.51%	635,069,429	227,114,825	179.62%
Cotton Yarn (CY)	15,337,038		-	30,474,464	0	-

Early Rice (ER)			-	0	0	-
Flat Glass (FG)	9,189,065	22,543,175	-59.24%	82,523,869	118,515,825	-30.37%
Japonica Rice (JR)	843	0	-	9,979	1,640	508.48%
Late Rice (LR)	11,119	0	-	15,269	951	1,505.57%
Methanol (MA)	41,121,275	61,683,766	-33.34%	283,182,748	318,327,482	-11.04%
Methanol (ME)			-	0	0	-
Rapeseed Oil (OI)	92,148,706	30,041,624	206.74%	244,840,580	180,697,799	35.50%
Common Wheat (PM)	0	118	-100.00%	422	1,019	-58.59%
Early Rice (RI)	1,428	1,778	-19.69%	2,720	6,369	-57.29%
Rapeseed Meal (RM)	44,186,116	27,963,770	58.01%	217,943,837	207,040,285	5.27%
Rapeseed Oil (RO)			-	0	0	-
Rapeseed (RS)	5,851	4,083	43.30%	10,102	15,889	-36.42%
Ferrosilicon (SF)	14,077,981	1,183,688	1,089.33%	83,730,772	7,247,467	1,055.31%
Silicon Manganese(SM)	12,804,356	11,349,939	12.81%	69,559,372	85,019,109	-18.18%
Sugar (SR)	46,243,749	68,372,716	-32.37%	233,501,002	407,629,981	-42.72%
PTA	36,931,571	38,225,127	-3.38%	254,676,351	385,747,294	-33.98%
Thermal Coal (TC)			-	0	0	-
Strong Gluten Wheat (WH)	286,899	249,335	15.07%	657,595	3,532,963	-81.39%
Strong Gluten Wheat (WS)			-	0	0	-
Hard White Wheat (WT)			-	0	0	-
Thermal Coal (ZC)	84,939,468	34,643,840	145.18%	316,615,571	146,149,672	116.64%
Total	987,835,506	329,082,692	200.18%	3,690,993,694	2,087,048,570	76.85%

Note: 1. Turnover in 10,000 Yuan; 2. Turnover includes buying and selling volume; 3. EFPs included .

Open Interest

	Jun. -18	Jun.-17	Change%	May. -2018	Change%
Apple (AP)	539,712		-	1,090,536	-50.51%
Cotton No.1 (CF)	990,522	349,270	183.60%	1,355,586	-26.93%
Cotton Yarn (CY)	5,106		-	12,340	-58.62%
Early Rice (ER)			-		0.00%
Flat Glass (FG)	251,802	356,154	-29.30%	314,958	-20.05%
Japonica Rice (JR)	2	0	-	104	-98.08%
Late Rice (LR)	384	0	-	144	166.67%
Methanol (MA)	807,538	747,392	8.05%	811,036	-0.43%
Methanol (ME)			-		0.00%
Rapeseed Oil (OI)	562,532	420,112	33.90%	821,860	-31.55%
Common Wheat (PM)	0	6	-100.00%	0	0.00%
Early Rice (RI)	106	34	211.76%	22	381.82%

Rapeseed Meal (RM)	833,900	1,353,662	-38.40%	967,616	-13.82%
Rapeseed Oil (RO)			-		0.00%
Rapeseed (RS)	22	4	450.00%	10	120.00%
Ferrosilicon (SF)	226,192	16,512	1,269.86%	192,264	17.65%
Silicon Manganese(SM)	210,230	104,424	101.32%	113,898	84.58%
Sugar (SR)	829,870	1,049,820	-20.95%	794,286	4.48%
PTA	1,267,582	1,981,282	-36.02%	1,406,546	-9.88%
Thermal Coal (TC)			-		0.00%
Strong Gluten Wheat (WH)	10,204	6,450	58.20%	9,080	12.38%
Strong Gluten Wheat (WS)			-		0.00%
Hard White Wheat (WT)			-		0.00%
Thermal Coal (ZC)	499,838	532,642	-6.16%	503,570	-0.74%
Total	7,035,542	6,917,764	1.70%	8,393,856	-16.18%

Note: 1. Unit: Trading volume in contract; 2. Trading volume includes buying and selling volume; 3. Contract size: 10 tons (WT & ER & SR & OI & RS & RM & MA & AP), 5 tons(CF & TA & RO & SF & SM & CY), 50tons (ME & PM),20 tons (RI & WH & FG & JR & LR) , 200 tons(TC) ,100 tons (ZC) .

Physical Delivery

	Jun.2018 Delivery Volume	Jun.2018 EFPs	Jun.2017 Delivery Volume	Jun.2017 EFPs	Jan.'- Jun.' 2018	Jan.'- Jun.' 2017
AP					32	
CF					50,616	31,720
CY	0	0			8	
ER						
FG	0	0	0	0	4,914	675
JR					0	0
LR					0	0
MA	0	0	0	0	6,120	7,148
ME						
OI					14,757	15,661
PM					0	0
RI					0	0
RM					12,204	7,060
RO						
RS						
SF	189	0	0	0	5,285	385
SM	0	0	0	0	8,729	4,046
SR					169,789	59,560
TA	7	0	129	0	104,593	108,220
TC						
WH					712	2,740

WS						
WT						
ZC	0	0	0	0	30,000	4,200
Total	196	0	129	0	407,759	241,415

Note: 1. Unit: Trading volume in contract; 2. Trading volume includes buying and selling volume; 3. Contract size: 10 tons (WT & ER & SR &OI & RS & RM & MA & AP), 5 tons(CF & TA & RO & SF & SM & CY), 50tons (ME & PM),20 tons (RI & WH & FG & JR & LR) , 200 tons(TC) ,100 tons (ZC) .

IV List of Quotations

Contract	Open	High	Low	Close	O.I	Change	Settlement	Volume	Turnover
AP807	9,925.00	10,750.00	9,132.00	9,399.00	268	-11,576	9,602	161,884	162.607
AP810	9,307.00	10,206.00	8,580.00	9,684.00	203,136	-286,954	9,530	18,877,136	17,640.09
AP811	9,616.00	10,517.00	8,836.00	9,917.00	8,578	-12,810	9,747	122,614	117.476
AP812	9,939.00	10,861.00	9,156.00	10,228.00	5,432	-10,524	10,055	99,824	98.709
AP901	10,101.00	11,129.00	9,363.00	10,472.00	161,128	-143,330	10,292	9,121,654	9,254.27
AP903	10,440.00	11,519.00	9,679.00	10,796.00	36,286	-54,706	10,608	1,045,340	1,091.58
AP905	10,850.00	12,011.00	10,118.00	11,205.00	124,884	-30,924	11,012	4,697,520	5,139.84
Subtotal					539,712			34,125,972	33,504.57
CF807	17,425.00	17,900.00	14,925.00	15,565.00	13,816	-528	15,565	20,854	17.085
CF809	17,780.00	18,350.00	15,810.00	15,905.00	214,654	-174,632	15,920	3,669,068	3,127.02
CF811	18,320.00	18,885.00	16,235.00	16,395.00	1,278	-114	16,335	5,296	4.681
CF901	18,650.00	19,210.00	16,605.00	16,735.00	608,844	-181,538	16,740	22,488,506	19,951.61
CF903	18,910.00	19,400.00	16,880.00	17,010.00	332	-164	16,950	1,262	1.138
CF905	19,125.00	19,780.00	17,105.00	17,255.00	151,598	-8,088	17,270	2,685,290	2,448.91
Subtotal					990,522			28,870,276	25,550.44
CY806	0	0	0	0	0	0	27,135	0	0
CY807	0	0	0	0	0	0	24,205	0	0
CY808	26,580.00	26,580.00	0	25,980.00	2	0	24,930	6	0.008
CY809	26,800.00	27,200.00	0	24,775.00	30	-12	24,885	362	0.471
CY810	26,535.00	27,375.00	24,685.00	24,880.00	4,896	-6,964	24,905	1,166,992	1,522.64
CY811	0	0	0	0	0	0	24,840	0	0
CY812	26,350.00	26,985.00	0	24,960.00	0	0	24,870	22	0.029
CY901	27,270.00	27,755.00	25,070.00	25,430.00	162	-262	25,445	7,780	10.337
CY902	27,260.00	28,355.00	0	25,590.00	2	-4	25,030	14	0.019
CY903	26,870.00	26,990.00	0	26,990.00	0	-2	25,605	4	0.005
CY904	27,150.00	28,045.00	0	26,265.00	2	2	25,110	12	0.016
CY905	27,095.00	27,475.00	0	26,135.00	12	8	26,135	136	0.182
CY906	0	0	0	0	0	0	26,620	0	0
Subtotal					5,106			1,175,328	1,533.70

FG806	1,438.00	1,505.00	0	1,440.00	0	-386	1,431	742	0.219
FG807	1,476.00	1,498.00	0	1,491.00	60	-8	1,491	80	0.023
FG808	1,461.00	1,497.00	0	1,482.00	42	2	1,488	88	0.026
FG809	1,434.00	1,484.00	1,420.00	1,457.00	210,566	-80,460	1,450	2,959,206	858.057
FG810	1,443.00	1,472.00	0	1,436.00	28	-26	1,440	80	0.023
FG811	1,410.00	1,457.00	0	1,436.00	26	0	1,435	68	0.02
FG812	1,436.00	1,460.00	0	1,458.00	22	-8	1,458	18	0.005
FG901	1,378.00	1,429.00	1,361.00	1,400.00	39,754	16,780	1,394	211,712	59.033
FG902	0	0	0	0	0	0	1,386	0	0
FG903	1,388.00	1,388.00	0	1,388.00	4	-2	1,384	2	0.001
FG904	0	0	0	0	0	0	1,382	0	0
FG905	1,367.00	1,407.00	1,350.00	1,386.00	1,292	944	1,379	5,440	1.496
FG906	1,367.00	1,417.00	0	1,409.00	8	8	1,408	16	0.004
Subtotal					251,802			3,177,452	918.907
JR807	3,199.00	3,199.00	0	3,166.00	0	-102	3,166	132	0.084
JR809	0	0	0	0	2	0	3,242	0	0
JR811	0	0	0	0	0	0	3,301	0	0
JR901	0	0	0	0	0	0	3,301	0	0
JR903	0	0	0	0	0	0	3,301	0	0
JR905	0	0	0	0	0	0	3,301	0	0
Subtotal					2			132	0.084
LR807	0	0	0	0	0	0	2,633	0	0
LR809	0	0	0	0	0	0	2,644	0	0
LR811	0	0	0	0	0	0	2,633	0	0
LR901	0	0	0	0	0	0	2,633	0	0
LR903	2,801.00	2,847.00	2,604.00	2,630.00	384	240	2,633	2,064	1.112
LR905	0	0	0	0	0	0	2,818	0	0
Subtotal					384			2,064	1.112
MA806	0	0	0	0	0	0	2,770	0	0
MA807	2,719.00	2,826.00	0	2,667.00	22	-12	2,667	60	0.016
MA808	2,779.00	2,789.00	0	2,729.00	4	0	2,706	52	0.014
MA809	2,755.00	2,855.00	2,688.00	2,839.00	632,526	-62,258	2,814	13,773,878	3,830.63
MA810	2,757.00	2,857.00	0	2,807.00	6	2	2,816	198	0.055
MA811	2,818.00	2,818.00	0	2,750.00	4	0	2,881	8	0.002
MA812	2,836.00	2,902.00	0	2,902.00	20	18	2,896	116	0.033
MA901	2,825.00	2,942.00	2,790.00	2,926.00	167,714	56,204	2,901	952,316	273.263
MA902	2,872.00	2,887.00	0	2,887.00	16	6	2,881	110	0.032
MA903	0	0	0	0	10	0	2,838	0	0
MA904	0	0	0	0	4	0	2,783	0	0
MA905	2,689.00	2,776.00	2,651.00	2,760.00	7,212	2,542	2,740	29,812	8.086
MA906	0	0	0	0	0	0	2,735	0	0
Subtotal					807,538			14,756,550	4,112.13

OI807	7,048.00	7,048.00	0	6,872.00	0	0	6,687	6	0.004
OI809	6,956.00	7,028.00	6,386.00	6,485.00	264,820	-237,122	6,499	9,945,826	6,662.81
OI811	7,129.00	7,129.00	0	6,599.00	10	2	6,556	36	0.025
OI901	7,130.00	7,208.00	6,556.00	6,661.00	267,518	-38,156	6,676	3,627,346	2,486.20
OI903	7,217.00	7,271.00	0	6,792.00	18	-44	6,751	96	0.067
OI905	7,223.00	7,305.00	6,670.00	6,777.00	30,166	15,992	6,794	94,742	65.774
Subtotal					562,532			13,668,052	9,214.87
PM807	0	0	0	0	0	0	2,596	0	0
PM809	0	0	0	0	0	0	2,408	0	0
PM811	0	0	0	0	0	0	2,339	0	0
PM901	0	0	0	0	0	0	2,339	0	0
PM903	0	0	0	0	0	0	2,339	0	0
PM905	0	0	0	0	0	0	2,339	0	0
Subtotal					0			0	0
RI807	0	0	0	0	0	0	2,416	0	0
RI809	0	0	0	0	0	0	2,380	0	0
RI811	2,422.00	2,553.00	0	2,479.00	106	84	2,492	288	0.143
RI901	0	0	0	0	0	0	2,405	0	0
RI903	0	0	0	0	0	0	2,634	0	0
RI905	0	0	0	0	0	0	2,605	0	0
Subtotal					106			288	0.143
RM807	2,452.00	2,504.00	0	2,235.00	1,576	0	2,274	118	0.028
RM808	2,571.00	2,593.00	0	2,492.00	19,426	-2,970	2,476	5,560	1.347
RM809	2,510.00	2,535.00	2,343.00	2,532.00	472,566	-155,860	2,517	15,248,304	3,716.16
RM811	2,432.00	2,465.00	2,312.00	2,462.00	65,680	-2,058	2,464	2,524	0.612
RM901	2,374.00	2,459.00	2,274.00	2,438.00	208,518	10,426	2,434	2,734,226	647.025
RM903	2,389.00	2,451.00	2,319.00	2,440.00	32,212	-1,958	2,429	2,842	0.666
RM905	2,360.00	2,407.00	2,272.00	2,360.00	33,922	18,704	2,358	226,682	52.777
Subtotal					833,900			18,220,256	4,418.61
RS807	0	0	0	0	0	0	5,271	0	0
RS808	0	0	0	0	0	0	5,088	0	0
RS809	5,176.00	5,748.00	0	5,438.00	22	12	5,422	1,072	0.585
RS811	0	0	0	0	0	0	4,863	0	0
Subtotal					22			1,072	0.585
SF806	6,450.00	6,450.00	0	6,450.00	0	-378	6,370	6	0.002
SF807	6,570.00	6,880.00	0	6,880.00	1,794	786	6,830	1,358	0.453
SF808	6,534.00	7,166.00	0	7,014.00	74	-2	6,968	150	0.051
SF809	6,606.00	7,030.00	6,320.00	6,946.00	218,380	31,980	6,952	4,181,164	1,391.17
SF810	6,438.00	6,750.00	0	6,514.00	32	-2	6,514	34	0.011
SF811	0	0	0	0	0	0	6,978	0	0
SF812	6,460.00	6,860.00	0	6,858.00	12	-60	6,842	232	0.076
SF901	6,600.00	6,950.00	6,310.00	6,838.00	5,666	1,450	6,888	47,416	15.744
SF902	6,240.00	6,698.00	0	6,500.00	40	0	6,614	16	0.005

SF903	6,906.00	6,906.00	0	6,704.00	4	0	6,722	6	0.002
SF904	0	0	0	0	0	0	6,970	0	0
SF905	6,434.00	6,728.00	0	6,608.00	190	154	6,668	886	0.286
SF906	0	0	0	0	0	0	6,476	0	0
Subtotal					226,192			4,231,268	1,407.80
SM806	0	0	0	0	0	0	8,516	0	0
SM807	8,200.00	8,200.00	0	8,200.00	0	-2	8,200	2	0.001
SM808	0	0	0	0	2	0	7,320	0	0
SM809	7,564.00	8,230.00	7,502.00	8,180.00	205,996	94,184	8,156	3,211,722	1,273.33
SM810	0	0	0	0	0	0	8,546	0	0
SM811	8,674.00	8,674.00	0	7,648.00	10	10	7,818	48	0.019
SM812	0	0	0	0	0	0	7,658	0	0
SM901	7,366.00	7,700.00	7,132.00	7,668.00	3,998	2,066	7,660	17,622	6.639
SM902	0	0	0	0	0	0	7,854	0	0
SM903	0	0	0	0	0	0	8,194	0	0
SM904	0	0	0	0	0	0	7,776	0	0
SM905	7,292.00	7,498.00	6,706.00	7,436.00	224	74	7,408	1,250	0.45
SM906	0	0	0	0	0	0	7,264	0	0
Subtotal					210,230			3,230,644	1,280.44
SR807	5,401.00	5,417.00	0	5,026.00	312	-228	5,021	746	0.392
SR809	5,464.00	5,533.00	5,090.00	5,122.00	549,554	-47,106	5,126	7,266,926	3,829.47
SR811	5,479.00	5,550.00	0	5,175.00	616	250	5,175	422	0.248
SR901	5,531.00	5,621.00	5,200.00	5,210.00	223,610	64,046	5,219	1,326,248	711.066
SR903	5,481.00	5,485.00	0	5,224.00	88	16	5,208	52	0.027
SR905	5,493.00	5,548.00	5,157.00	5,159.00	51,242	16,000	5,172	139,018	73.867
SR907	5,529.00	5,529.00	0	5,235.00	28	-2	5,175	28	0.015
SR909	5,514.00	5,562.00	5,196.00	5,198.00	4,420	2,608	5,203	17,422	9.293
Subtotal					829,870			8,750,862	4,624.38
TA806	5,866.00	5,866.00	0	5,500.00	0	-14	5,510	10	0.003
TA807	5,730.00	5,924.00	5,608.00	5,904.00	38,762	-173,774	5,904	695,106	199.449
TA808	0	0	0	0	4	0	5,824	0	0
TA809	5,698.00	5,868.00	5,546.00	5,850.00	793,392	-211,606	5,840	10,243,656	2,919.07
TA810	5,716.00	5,860.00	0	5,848.00	14	6	5,838	50	0.014
TA811	5,672.00	5,818.00	5,530.00	5,788.00	154,898	134,528	5,794	1,065,424	301.565
TA812	5,634.00	5,760.00	0	5,728.00	12	-12	5,732	114	0.032
TA901	5,670.00	5,750.00	5,512.00	5,710.00	274,132	109,796	5,722	950,616	268.546
TA902	5,684.00	5,716.00	0	5,716.00	6	2	5,716	20	0.006
TA903	5,718.00	5,720.00	0	5,714.00	2	-2	5,714	20	0.006
TA904	5,634.00	5,728.00	0	5,728.00	8	0	5,728	4	0.001
TA905	5,704.00	5,752.00	5,532.00	5,698.00	6,348	2,108	5,714	15,790	4.462
TA906	5,582.00	5,706.00	0	5,706.00	4	4	5,704	6	0.002
Subtotal					1,267,582			12,970,816	3,693.16
WH807	0	0	0	0	0	0	2,446	0	0

WH809	2,560.00	2,660.00	2,544.00	2,559.00	6,202	-1,652	2,562	42,030	21.911
WH811	2,807.00	2,926.00	0	2,617.00	6	2	2,617	10	0.005
WH901	2,600.00	2,739.00	2,595.00	2,660.00	3,952	2,754	2,665	12,454	6.678
WH903	2,680.00	2,870.00	0	2,718.00	6	2	2,748	10	0.005
WH905	2,620.00	2,789.00	0	2,655.00	38	18	2,656	166	0.09
Subtotal					10,204			54,670	28.69
ZC806	699	700	0	700	0	-6	700	6	0.004
ZC807	664	698	664	684	10,354	-76,034	686	455,198	308.728
ZC808	640	671.6	0	657.8	6	2	646	54	0.035
ZC809	630	661.4	619.6	647.4	368,438	9,296	644	11,685,212	7,472.66
ZC810	639.6	654.2	0	634.4	8	-34	639	374	0.237
ZC811	623.8	652.4	619.6	638.6	61,646	54,780	635	674,006	426.299
ZC812	621	631.8	0	629	4	0	629	258	0.161
ZC901	634.8	650	619.2	634.8	50,780	7,034	633	432,294	273.106
ZC902	633	633	0	633	2	2	626	2	0.001
ZC903	624.8	629.8	603	615.2	6,062	278	614	7,260	4.467
ZC904	0	0	0	0	2	0	599	0	0
ZC905	597	604.8	584.8	592.4	2,534	948	592	13,856	8.24
ZC906	565.8	634	0	586.2	2	2	585	8	0.005
Subtotal					499,838			13,268,528	8,493.95
Total					7,035,542			156,504,230	98,783.55

Note: 1. Unit: Trading volume in contract; 2. Turnover :100,000,000 Yuan.

V Daily Settlement Price by Contracts

Strong Gluten Wheat								
Date	807	809	811	901	903	905	Vol	O.I
2018-6-1	2453	2574	2642	2605	2638	2620	2520	9612
2018-6-4	2498	2621	2642	2669	2638	2697	8662	11966
2018-6-5	2503	2626	2647	2706	2638	2749	7074	12482
2018-6-6	2497	2620	2744	2701	2633	2704	1434	12594
2018-6-7	2507	2630	2744	2700	2632	2717	2300	12698
2018-6-8	2484	2606	2766	2674	2684	2688	3242	12294
2018-6-11	2512	2635	2797	2713	2684	2733	6766	12658
2018-6-12	2480	2601	2761	2691	2758	2712	4216	12532
2018-6-13	2486	2607	2761	2697	2758	2712	2834	12422
2018-6-14	2480	2601	2761	2694	2758	2703	1800	12288
2018-6-15	2470	2590	2761	2682	2758	2694	1318	12008
2018-6-19	2462	2582	2752	2672	2748	2661	2806	11530
2018-6-20	2449	2568	2752	2657	2748	2658	1162	11164
2018-6-21	2445	2564	2748	2656	2748	2658	1162	10958
2018-6-22	2458	2578	2763	2667	2748	2658	2212	11016

2018-6-25	2443	2567	2751	2651	2748	2662	1084	11144
2018-6-26	2440	2564	2617	2651	2748	2662	1480	10576
2018-6-27	2441	2565	2617	2654	2748	2662	472	10536
2018-6-28	2434	2558	2617	2652	2748	2655	1306	10262
2018-6-29	2446	2562	2617	2665	2748	2656	820	10204

Common Wheat								
Date	807	809	811	901	903	905	Vol	O.I
2018-6-1	2596	2408	2339	2339	2339	2339	0	0
2018-6-4	2596	2408	2339	2339	2339	2339	0	0
2018-6-5	2596	2408	2339	2339	2339	2339	0	0
2018-6-6	2596	2408	2339	2339	2339	2339	0	0
2018-6-7	2596	2408	2339	2339	2339	2339	0	0
2018-6-8	2596	2408	2339	2339	2339	2339	0	0
2018-6-11	2596	2408	2339	2339	2339	2339	0	0
2018-6-12	2596	2408	2339	2339	2339	2339	0	0
2018-6-13	2596	2408	2339	2339	2339	2339	0	0
2018-6-14	2596	2408	2339	2339	2339	2339	0	0
2018-6-15	2596	2408	2339	2339	2339	2339	0	0
2018-6-19	2596	2408	2339	2339	2339	2339	0	0
2018-6-20	2596	2408	2339	2339	2339	2339	0	0
2018-6-21	2596	2408	2339	2339	2339	2339	0	0
2018-6-22	2596	2408	2339	2339	2339	2339	0	0
2018-6-25	2596	2408	2339	2339	2339	2339	0	0
2018-6-26	2596	2408	2339	2339	2339	2339	0	0
2018-6-27	2596	2408	2339	2339	2339	2339	0	0
2018-6-28	2596	2408	2339	2339	2339	2339	0	0
2018-6-29	2596	2408	2339	2339	2339	2339	0	0

Early Rice								
Date	807	809	811	901	903	905	Vol	O.I
2018-6-1	2309	2274	2422	2299	2520	2514	2	22
2018-6-4	2360	2324	2475	2349	2575	2569	22	30
2018-6-5	2360	2324	2444	2349	2575	2569	0	30
2018-6-6	2385	2349	2470	2374	2602	2596	6	30
2018-6-7	2408	2372	2494	2397	2627	2596	38	66
2018-6-8	2358	2323	2442	2347	2572	2542	26	56
2018-6-11	2356	2321	2440	2345	2570	2540	14	60
2018-6-12	2380	2345	2465	2369	2596	2566	8	64
2018-6-13	2380	2345	2455	2369	2596	2566	0	64
2018-6-14	2380	2345	2455	2369	2596	2566	0	64
2018-6-15	2385	2350	2460	2374	2601	2571	22	68
2018-6-19	2415	2380	2491	2404	2634	2603	26	68

2018-6-20	2420	2385	2496	2409	2639	2608	14	76
2018-6-21	2423	2388	2499	2412	2642	2611	8	80
2018-6-22	2414	2379	2490	2403	2632	2602	14	76
2018-6-25	2410	2375	2486	2399	2628	2598	48	96
2018-6-26	2433	2398	2510	2422	2653	2623	2	98
2018-6-27	2447	2411	2524	2436	2668	2638	4	102
2018-6-28	2416	2380	2492	2405	2634	2605	34	106
2018-6-29	2416	2380	2492	2405	2634	2605	0	106

Late Rice								
Date	807	809	811	901	903	905	Vol	O.I
2018-6-1	2795	2806	2795	2795	2795	2934	26	134
2018-6-4	2765	2776	2765	2765	2765	2934	54	160
2018-6-5	2778	2789	2778	2778	2778	2948	60	180
2018-6-6	2766	2777	2766	2766	2766	2935	16	182
2018-6-7	2728	2739	2728	2728	2728	2895	38	200
2018-6-8	2692	2703	2692	2692	2692	2895	16	200
2018-6-11	2657	2668	2657	2657	2657	2857	10	200
2018-6-12	2641	2652	2641	2641	2641	2857	18	200
2018-6-13	2639	2650	2639	2639	2639	2855	14	200
2018-6-14	2633	2644	2633	2633	2633	2849	28	206
2018-6-15	2638	2649	2638	2638	2638	2854	54	208
2018-6-19	2686	2697	2686	2686	2686	2906	140	220
2018-6-20	2726	2737	2726	2726	2726	2906	636	360
2018-6-21	2674	2685	2674	2674	2674	2851	298	370
2018-6-22	2668	2679	2668	2668	2668	2851	190	372
2018-6-25	2679	2690	2679	2679	2679	2851	92	366
2018-6-26	2665	2676	2665	2665	2665	2836	68	366
2018-6-27	2669	2680	2669	2669	2669	2836	82	370
2018-6-28	2650	2661	2650	2650	2650	2836	148	374
2018-6-29	2633	2644	2633	2633	2633	2818	76	384

Japonica Rice								
Date	807	809	811	901	903	905	Vol	O.I
2018-6-1	3198	3268	3334	3334	3334	3334	0	104
2018-6-4	3198	3268	3334	3334	3334	3334	0	104
2018-6-5	3198	3268	3334	3334	3334	3334	0	104
2018-6-6	3198	3268	3334	3334	3334	3334	0	104
2018-6-7	3198	3268	3334	3334	3334	3334	0	104
2018-6-8	3198	3268	3334	3334	3334	3334	0	104
2018-6-11	3198	3268	3334	3334	3334	3334	0	104
2018-6-12	3198	3268	3334	3334	3334	3334	0	104

2018-6-13	3198	3268	3334	3334	3334	3334	0	104
2018-6-14	3199	3268	3335	3335	3335	3335	86	48
2018-6-15	3191	3268	3327	3327	3327	3327	30	18
2018-6-19	3166	3242	3301	3301	3301	3301	16	2
2018-6-20	3166	3242	3301	3301	3301	3301	0	2
2018-6-21	3166	3242	3301	3301	3301	3301	0	2
2018-6-22	3166	3242	3301	3301	3301	3301	0	2
2018-6-25	3166	3242	3301	3301	3301	3301	0	2
2018-6-26	3166	3242	3301	3301	3301	3301	0	2
2018-6-27	3166	3242	3301	3301	3301	3301	0	2
2018-6-28	3166	3242	3301	3301	3301	3301	0	2
2018-6-29	3166	3242	3301	3301	3301	3301	0	2

Cotton No. 1								
Date	807	809	811	901	903	905	Vol	O.I
2018-6-1	17430	17835	18290	18690	18910	19180	1906202	1384588
2018-6-4	17570	17875	18555	18730	19075	19290	3667236	1451886
2018-6-5	16975	17400	17875	18230	18465	18775	2031810	1411176
2018-6-6	16510	16860	17295	17680	17885	18215	2467904	1228958
2018-6-7	16455	16900	17290	17740	17970	18305	1783302	1257804
2018-6-8	16395	16855	17330	17700	17860	18250	1600472	1254362
2018-6-11	16395	16875	17205	17725	17840	18255	1882906	1272362
2018-6-12	16425	16855	17290	17705	17905	18260	1072600	1292302
2018-6-13	16810	17145	17520	18015	18255	18580	1803676	1346464
2018-6-14	16510	17010	17535	17875	17995	18450	1468776	1300296
2018-6-15	16390	16775	17215	17630	17880	18220	1103326	1272990
2018-6-19	16005	16405	16770	17260	17525	17835	1864032	1140380
2018-6-20	15680	16015	16415	16840	17070	17285	1175630	1079166
2018-6-21	15670	16080	16440	16905	17035	17405	1004002	1129340
2018-6-22	15705	16105	16500	16925	17085	17400	688636	1087832
2018-6-25	15885	16250	16675	17080	17285	17600	1009716	1128388
2018-6-26	15630	16010	16355	16840	17020	17330	640506	1057398
2018-6-27	15595	16020	16470	16845	17045	17350	508592	1037038
2018-6-28	15565	15965	16390	16790	17060	17310	691354	1040744
2018-6-29	15565	15920	16335	16740	16950	17270	499598	990522

Cotton Yarn															
Date	806	807	808	809	810	811	812	901	902	903	904	905	906	Vol	O.I
2018-6-1	27620	26055	26520	26800	26810	26175	27215	27320	27260	27990	27555	27710		152162	13846
2018-6-4	27755	26180	26650	26880	26940	26300	27345	27365	28345	27990	27635	27455		134976	14056
2018-6-5	27045	25510	26580	26200	26250	25625	26600	26670	27210	26870	26530	26725		125144	16166
2018-6-6	26710	25195	26580	25725	25925	25310	26985	26305	25695	26590	26535	26615		96922	10764

2018-6-7	26770	25255	26580	26040	25985	25370	26815	26315	25705	26590	26535	26840		67288	11116
2018-6-8	26665	25160	26580	25805	25885	25270	26815	26265	25655	26440	26535	26580		55330	9636
2018-6-11	26720	25215	26580	26055	25940	25325	26740	26310	25700	26440	26535	26815		62870	9422
2018-6-12	26715	25210	26580	25780	25935	25320	26740	26300	25690	26430	26535	26800		47044	9022
2018-6-13	27195	25660	27055	26380	26400	26335	27220	26825	26205	26990	26535	27475		76938	10734
2018-6-14	27135	25600	26155	26420	26340	26275	27160	26620	26005	26785	26330	27030		71956	9842
2018-6-15		25160	25705	25800	25885	25820	26690	26275	25670	26440	26330	26845	26845	54308	8410
2018-6-19		24910	25450	25545	25630	25565	25800	25785	25190	25945	25700	26620	26620	50046	7214
2018-6-20		24290	25000	25080	24990	24925	25155	25460	25190	25620	25375	26240	26620	40994	6116
2018-6-21		24295	25005	24505	24995	24930	24960	25550	25190	25710	25375	26240	26620	40856	5980
2018-6-22		24320	25005	24950	25020	24955	24985	25595	25190	25755	25375	26240	26620	25978	5444
2018-6-25		24465	25005	24950	25170	25105	25135	25775	25190	25935	25375	26240	26620	23504	5234
2018-6-26		24280	25005	24950	24980	24915	24945	25540	24960	25700	25145	26135	26620	12512	5352
2018-6-27		24265	24990	24950	24965	24900	24930	25505	25035	25665	25110	26135	26620	11744	5220
2018-6-28		24265	24990	24910	24965	24900	24930	25500	25030	25660	25110	26135	26620	16472	5180
2018-6-29		24205	24930	24885	24905	24840	24870	25445	25030	25605	25110	26135	26620	8284	5106

Rapeseed						
Date	807	808	809	811	Vol	O.I
2018-6-1	5424	5088	5203	4667	14	10
2018-6-4	5424	5088	5203	4667	0	10
2018-6-5	5424	5088	5242	4702	4	10
2018-6-6	5424	5088	5240	4700	2	8
2018-6-7	5424	5088	5227	4688	4	8
2018-6-8	5424	5088	5294	4748	78	20
2018-6-11	5424	5088	5223	4684	12	10
2018-6-12	5424	5088	5223	4684	0	10
2018-6-13	5424	5088	5291	4745	58	20
2018-6-14	5424	5088	5265	4722	10	14
2018-6-15	5424	5088	5292	4746	36	16
2018-6-19	5424	5088	5319	4770	84	12
2018-6-20	5424	5088	5313	4765	24	8
2018-6-21	5424	5088	5479	4914	224	96
2018-6-22	5424	5088	5580	5005	150	68
2018-6-25	5431	5088	5587	5011	198	44
2018-6-26	5316	5088	5469	4905	24	36
2018-6-27	5401	5088	5556	4983	64	48
2018-6-28	5376	5088	5530	4960	22	40
2018-6-29	5271	5088	5422	4863	64	22

Rapeseed Oil								
Date	807	809	811	901	903	905	Vol	O.I

2018-6-1	7087	6952	7059	7132	7217	7226	1136802	833670
2018-6-4	7108	6973	7095	7153	7264	7251	956376	823846
2018-6-5	6953	6821	6930	6989	6973	7099	1298194	738242
2018-6-6	6942	6810	6899	6982	7065	7086	554122	736782
2018-6-7	6942	6798	6891	6973	7065	7082	574090	740360
2018-6-8	6913	6770	6881	6943	7017	7046	831270	710244
2018-6-11	6848	6706	6789	6869	6980	6988	593854	690770
2018-6-12	6848	6728	6780	6893	6980	7007	534584	688596
2018-6-13	6780	6661	6762	6830	6935	6942	749838	672294
2018-6-14	6780	6706	6762	6881	6967	6986	768688	668984
2018-6-15	6917	6723	6795	6902	7018	7004	592612	672608
2018-6-19	6772	6582	6652	6775	6889	6863	1267670	608116
2018-6-20	6661	6474	6633	6653	6829	6757	839752	599382
2018-6-21	6701	6513	6596	6676	6763	6786	490738	600992
2018-6-22	6667	6480	6576	6644	6737	6750	416680	587704
2018-6-25	6680	6493	6576	6664	6737	6776	391706	583332
2018-6-26	6628	6442	6545	6610	6711	6722	480368	573016
2018-6-27	6665	6478	6556	6653	6726	6767	411710	553072
2018-6-28	6686	6498	6556	6671	6740	6785	304312	557124
2018-6-29	6687	6499	6556	6676	6751	6794	474686	562532

Rapeseed Meal									
Date	807	808	809	811	901	903	905	Vol	O.I
2018-6-1	2452	2576	2509	2432	2373	2391	2361	629076	956268
2018-6-4	2489	2571	2499	2428	2381	2411	2374	842212	953544
2018-6-5	2489	2571	2487	2413	2378	2398	2363	958594	951550
2018-6-6	2468	2565	2478	2422	2379	2403	2364	544658	949252
2018-6-7	2430	2544	2464	2402	2366	2384	2357	606100	968258
2018-6-8	2358	2452	2393	2338	2317	2340	2308	1482094	1025418
2018-6-11	2322	2397	2380	2312	2308	2336	2303	821808	1013704
2018-6-12	2322	2352	2369	2329	2309	2336	2300	759576	1014128
2018-6-13	2322	2354	2372	2340	2316	2336	2303	1026504	1024272
2018-6-14	2322	2360	2384	2347	2325	2343	2312	870096	990332
2018-6-15	2322	2354	2385	2364	2341	2358	2317	1075718	951666
2018-6-19	2419	2439	2461	2418	2404	2411	2337	1402726	879654
2018-6-20	2410	2416	2451	2418	2382	2362	2316	885366	868194
2018-6-21	2410	2416	2446	2400	2382	2370	2318	661572	869934
2018-6-22	2410	2377	2400	2341	2346	2335	2299	937616	880028
2018-6-25	2364	2382	2399	2363	2360	2362	2313	589882	853042
2018-6-26	2336	2401	2426	2389	2382	2371	2324	936302	837066
2018-6-27	2395	2451	2461	2420	2409	2393	2340	1183526	860240
2018-6-28	2350	2437	2485	2438	2415	2387	2343	903620	831574
2018-6-29	2274	2476	2517	2464	2434	2429	2358	1103210	833900

White Sugar										
Date	807	809	811	901	903	905	907	909	Vol	O.I
2018-6-1	5392	5486	5479	5574	5506	5513	5529	5533	731000	809986
2018-6-4	5391	5495	5525	5560	5506	5507	5523	5528	356788	811964
2018-6-5	5360	5465	5503	5527	5483	5478	5495	5506	432138	803194
2018-6-6	5351	5433	5439	5495	5441	5449	5457	5487	445160	834250
2018-6-7	5324	5409	5439	5467	5441	5437	5457	5477	368464	840966
2018-6-8	5242	5305	5292	5388	5333	5374	5362	5427	1032824	865806
2018-6-11	5185	5275	5292	5369	5333	5351	5369	5415	430246	839176
2018-6-12	5196	5287	5344	5380	5366	5363	5402	5420	312572	819692
2018-6-13	5131	5230	5285	5329	5331	5311	5360	5380	554046	823504
2018-6-14	5147	5234	5294	5350	5331	5329	5333	5379	390596	814138
2018-6-15	5152	5228	5294	5356	5319	5330	5333	5360	321580	812010
2018-6-19	5039	5142	5185	5251	5196	5228	5204	5278	518940	816806
2018-6-20	5045	5132	5174	5238	5214	5207	5211	5242	357942	810924
2018-6-21	5047	5127	5173	5238	5214	5212	5211	5240	270428	820728
2018-6-22	5031	5115	5164	5226	5215	5209	5211	5239	460936	812622
2018-6-25	5064	5161	5205	5272	5235	5245	5235	5263	359368	798506
2018-6-26	5061	5153	5205	5269	5236	5234	5235	5250	304462	800980
2018-6-27	5080	5164	5205	5269	5224	5233	5235	5251	264406	803606
2018-6-28	5010	5124	5175	5222	5208	5184	5191	5217	540030	838976
2018-6-29	5021	5126	5175	5219	5208	5172	5175	5203	298936	829870

Apple										
Date	807	810	811	812	901	903	905	Vol	O.I	
2018-6-1	9917	9336	9631	9927	10103	10421	10849	1355296	996862	
2018-6-4	9925	9335	9641	9956	10141	10481	10924	1270242	1030924	
2018-6-5	9867	9149	9430	9765	9932	10256	10693	2244136	1068102	
2018-6-6	9967	9139	9445	9746	9925	10254	10687	1234700	969126	
2018-6-7	9946	9113	9422	9728	9925	10262	10705	1134896	985502	
2018-6-8	9708	8816	9086	9397	9591	9927	10357	2461322	1033996	
2018-6-11	9910	8700	8959	9274	9485	9846	10316	1565196	900046	
2018-6-12	10191	9022	9271	9602	9852	10230	10717	2568668	1097808	
2018-6-13	10292	9410	9689	10014	10278	10649	11131	2188838	1016970	
2018-6-14	10614	9565	9863	10197	10451	10806	11279	1659724	908012	
2018-6-15	10601	9653	9973	10295	10558	10936	11429	1635436	954914	
2018-6-19	10581	9983	10322	10657	10892	11289	11760	2075486	939204	
2018-6-20	10101	9783	10096	10401	10626	10992	11453	2397726	872666	
2018-6-21	9655	9450	9723	10030	10245	10582	11029	1976342	636558	
2018-6-22	9330	9334	9532	9808	10043	10354	10777	1747546	590664	
2018-6-25	9502	9490	9727	10031	10254	10587	11003	1826888	578566	

2018-6-26	9455	9269	9456	9785	9977	10272	10700	1566058	556576
2018-6-27	9557	9306	9491	9780	10009	10315	10724	968028	554634
2018-6-28	9819	9451	9647	9945	10183	10487	10889	1261498	554728
2018-6-29	9602	9530	9747	10055	10292	10608	11012	987946	539712

Thermal Coal															
Date	806	807	808	809	810	811	812	901	902	903	904	905	906	Vol	O.I
2018-6-1	699.4	670.2	647.6	636.2	633.8	634.2	633.6	639.8	631.6	621.4	605.4	599.4		776626	505120
2018-6-4	696.8	670.4	647.6	633.8	634.2	634	633.6	637.8	631.6	618.6	605.4	598.6		507554	522336
2018-6-5	691.8	680.2	647.6	629.2	623.2	632.6	633.6	633.4	631.6	613.4	605.4	595.2		941026	562648
2018-6-6	694.6	686.2	647.6	631.8	630.2	626.6	632.8	631.8	629.2	614.8	605.4	595.2		850294	552130
2018-6-7	700.2	687.6	647.6	636.8	634.4	628.2	632.8	632.2	633	615	605.4	599.2		920986	553428
2018-6-8		684.4	647.6	636.2	634.4	628.8	632.8	630.8	631.4	614.6	605.4	596.2	599.2	547820	562106
2018-6-11		675.2	647.6	628.4	624.4	624.4	626.4	625.2	625.8	610.4	605.4	592.2	599.2	908998	569702
2018-6-12		678	650.2	638.8	636	629.4	625.8	632	630.2	615.8	605.4	596.8	603	851750	613434
2018-6-13		684.4	653	647.6	640.8	638.6	630.8	636.6	630.2	619.4	605.4	598.6	603	858512	599276
2018-6-14		682.2	653	645.4	640.8	637.6	630.8	633.8	630.2	618.4	605.4	596	600.4	733386	593650
2018-6-15		679.8	654	649.6	651.2	638.4	643.4	639.4	642.2	622.4	605.4	599	603.4	752084	608980
2018-6-19		680.6	654	649.6	646.8	641.6	636.2	637.4	630.8	620.6	605.4	595.8	586.2	663274	538756
2018-6-20		682.8	656.6	644.4	637.2	634.2	636.2	627.6	629.6	609.2	605.4	592.2	582.6	614654	537456
2018-6-21		681.8	656.6	647.2	638	636.2	634.4	630.2	629.6	612	605.4	593.4	582.6	474620	531102
2018-6-22		678.4	665.6	642.2	638.2	633	634.4	627.2	629.6	610.8	605.4	591.4	582.6	502988	522756
2018-6-25		678.2	665.6	643.4	638	633.8	634.4	629.8	628.8	612.4	605.4	594	582.6	462920	522554
2018-6-26		677	646.4	635.6	634.2	626	624.8	622.4	621.8	605.4	599.2	586.8	582.6	556876	508578
2018-6-27		677.6	646.4	634.6	627.6	626	624.8	623.4	621.8	606.4	599.2	587	582.6	378856	507960
2018-6-28		684	646.4	641.4	635.6	632.4	627.8	630.6	626	613	599.2	591.8	583	545806	502096
2018-6-29		686	646.4	644.4	639	635.4	628.8	633.2	626	614.4	599.2	591.6	584.8	419498	499838

PTA															
Date	806	807	808	809	810	811	812	901	902	903	904	905	906	Vol	O.I
2018-6-1	5850	5758	5724	5730	5720	5714	5694	5698	5682	5718	5716	5724		795348	1413562
2018-6-4	5866	5784	5724	5722	5720	5704	5694	5686	5682	5718	5716	5692		561172	1404374
2018-6-5	5866	5788	5724	5734	5720	5722	5680	5704	5678	5720	5716	5724		895638	1385086
2018-6-6	5594	5756	5724	5690	5720	5688	5634	5658	5678	5710	5716	5684		547894	1388852
2018-6-7	5500	5752	5724	5702	5694	5690	5656	5672	5674	5704	5716	5690		697000	1385280
2018-6-8	5508	5772	5724	5710	5694	5710	5656	5674	5664	5686	5716	5694		866974	1341992
2018-6-11	5484	5736	5724	5684	5694	5678	5662	5656	5664	5686	5716	5652		587124	1341310
2018-6-12	5512	5756	5724	5712	5702	5700	5644	5678	5670	5686	5716	5694		763086	1368034
2018-6-13	5486	5740	5716	5684	5694	5672	5642	5648	5656	5660	5716	5664		620216	1345178
2018-6-14	5510	5754	5716	5708	5694	5682	5672	5670	5676	5660	5716	5686		555118	1337888
2018-6-15		5760	5716	5698	5694	5676	5672	5660	5676	5676	5716	5668	5686	422494	1304196
2018-6-19		5692	5632	5610	5538	5608	5596	5586	5524	5578	5646	5612	5608	778376	1291338

2018-6-20		5632	5632	5572	5544	5544	5552	5530	5524	5576	5610	5544	5588	484208	1280988
2018-6-21		5650	5632	5594	5556	5566	5576	5552	5524	5576	5610	5560	5588	441266	1275068
2018-6-22		5652	5632	5582	5582	5562	5552	5538	5532	5576	5610	5556	5588	413458	1255346
2018-6-25		5682	5632	5622	5604	5588	5552	5558	5566	5576	5610	5576	5582	591774	1226630
2018-6-26		5690	5632	5620	5610	5586	5552	5552	5570	5574	5634	5568	5582	439052	1210604
2018-6-27		5750	5810	5680	5790	5636	5704	5612	5714	5718	5734	5616	5614	689082	1208874
2018-6-28		5884	5810	5818	5838	5772	5710	5714	5716	5714	5728	5712	5706	1063222	1228720
2018-6-29		5904	5824	5840	5838	5794	5732	5722	5716	5714	5728	5714	5704	758314	1267582

Methanol

Date	806	807	808	809	810	811	812	901	902	903	904	905	906	Vol	O.I
2018-6-1	2713	2719	2785	2763	2788	2826	2845	2838	2836	2801	2770	2695		953838	908680
2018-6-4	2731	2719	2785	2781	2785	2826	2845	2862	2836	2801	2770	2710		657738	852694
2018-6-5	2699	2719	2776	2748	2768	2802	2835	2834	2823	2801	2770	2686		661288	831080
2018-6-6	2694	2719	2772	2743	2764	2802	2827	2829	2814	2794	2770	2685		496066	782594
2018-6-7	2736	2719	2800	2786	2804	2848	2872	2864	2861	2819	2775	2711		1127478	946300
2018-6-8	2756	2719	2800	2806	2822	2848	2872	2892	2861	2819	2777	2731		759736	905132
2018-6-11	2759	2719	2800	2809	2822	2848	2893	2897	2881	2819	2802	2738		1073100	954490
2018-6-12	2782	2750	2816	2832	2847	2869	2917	2923	2906	2850	2827	2760		724036	946156
2018-6-13	2782	2750	2816	2832	2847	2869	2914	2922	2896	2850	2827	2759		589016	920526
2018-6-14	2770	2755	2816	2820	2828	2869	2909	2912	2891	2850	2827	2749		705670	910444
2018-6-15		2755	2816	2818	2795	2869	2909	2903	2871	2864	2827	2734	2749	591074	891080
2018-6-19		2752	2783	2785	2793	2834	2814	2869	2835	2827	2794	2701	2749	642178	829982
2018-6-20		2700	2783	2781	2793	2834	2830	2862	2835	2827	2794	2697	2749	569538	800966
2018-6-21		2700	2750	2773	2785	2824	2819	2856	2818	2806	2775	2693	2749	704592	809896
2018-6-22		2763	2692	2735	2756	2823	2783	2827	2809	2801	2774	2674	2695	687118	782126
2018-6-25		2728	2658	2751	2756	2822	2793	2847	2809	2801	2767	2693	2695	623496	781560
2018-6-26		2650	2688	2716	2738	2750	2758	2813	2806	2793	2742	2668	2692	1005874	815580
2018-6-27		2622	2660	2746	2778	2787	2800	2840	2806	2793	2742	2687	2692	616258	747018
2018-6-28		2541	2578	2786	2792	2834	2849	2878	2843	2810	2749	2723	2706	818856	779368
2018-6-29		2667	2706	2814	2816	2881	2896	2901	2881	2838	2783	2740	2735	749600	807538

Flat Glass

Date	806	807	808	809	810	811	812	901	902	903	904	905	906	Vol	O.I
2018-6-1	1489	1465	1451	1445	1443	1420	1436	1390	1380	1371	1372	1370		171556	301366
2018-6-4	1435	1476	1461	1451	1448	1437	1450	1395	1380	1371	1372	1373		175856	303942
2018-6-5	1435	1476	1461	1444	1445	1421	1450	1389	1380	1371	1372	1368		129702	293070
2018-6-6	1502	1476	1461	1445	1444	1428	1450	1391	1380	1371	1372	1368		148908	300008
2018-6-7	1503	1476	1457	1454	1454	1435	1444	1398	1382	1388	1380	1376		172572	302228
2018-6-8	1500	1476	1457	1453	1454	1435	1444	1398	1382	1388	1380	1376		118364	280638
2018-6-11	1499	1488	1467	1451	1454	1433	1442	1394	1382	1387	1380	1373		105150	279658
2018-6-12	1440	1486	1458	1451	1437	1435	1442	1397	1392	1387	1387	1374		127072	278728

2018-6-13	1433	1467	1458	1444	1457	1426	1442	1395	1388	1387	1387	1372		172890	270894
2018-6-14	1431	1465	1443	1442	1452	1426	1441	1391	1388	1387	1387	1369		87312	255132
2018-6-15		1438	1454	1465	1465	1442	1460	1410	1411	1405	1407	1389	1378	295718	286098
2018-6-19		1440	1454	1465	1470	1445	1450	1411	1411	1405	1407	1390	1378	164706	241340
2018-6-20		1440	1454	1463	1457	1445	1450	1410	1411	1405	1407	1388	1378	135596	253122
2018-6-21		1441	1454	1466	1457	1445	1450	1415	1411	1405	1407	1395	1400	110512	249328
2018-6-22		1441	1454	1451	1452	1445	1450	1400	1410	1400	1407	1384	1400	193808	263118
2018-6-25		1450	1465	1450	1444	1438	1442	1398	1399	1386	1401	1388	1400	127934	250014
2018-6-26		1440	1451	1431	1425	1416	1415	1373	1371	1379	1374	1362	1378	218454	282658
2018-6-27		1434	1444	1428	1425	1416	1415	1369	1371	1379	1374	1357	1378	113520	262874
2018-6-28		1453	1497	1437	1440	1426	1422	1379	1371	1379	1374	1366	1408	182810	274978
2018-6-29		1491	1488	1450	1440	1435	1458	1394	1386	1384	1382	1379	1408	225012	251802

Ferrosilicon															
Date	806	807	808	809	810	811	812	901	902	903	904	905	906	Vol	O.I
2018-6-1	6368	6524	6534	6614	6470	6616	6420	6582	6364	6528	6452	6412		185422	186220
2018-6-4	6450	6544	6568	6652	6438	6616	6460	6614	6364	6802	6724	6458		152858	185472
2018-6-5	6360	6526	6568	6558	6438	6616	6460	6548	6310	6744	6710	6430		170444	180710
2018-6-6	6408	6526	6616	6606	6438	6664	6460	6592	6310	6790	6756	6466		156204	173522
2018-6-7	6404	6526	6292	6602	6438	6664	6460	6572	6310	6770	6714	6466		151622	171474
2018-6-8	6410	6530	6484	6608	6440	6664	6562	6560	6310	6758	6702	6452		268626	191826
2018-6-11	6450	6542	6524	6648	6450	6704	6562	6586	6310	6786	6730	6452		149040	179552
2018-6-12	6450	6558	6576	6648	6626	6888	6562	6582	6318	6782	6726	6476		160456	186736
2018-6-13	6392	6662	6504	6588	6526	6826	6562	6528	6318	6726	6672	6408		229280	166620
2018-6-14	6370	6444	6504	6564	6526	6802	6562	6494	6318	6692	6638	6408		164506	153876
2018-6-15		6442	6394	6482	6488	6762	6458	6458	6318	6486	6602	6350	6350	142496	162348
2018-6-19		6370	6348	6444	6370	6640	6470	6406	6194	6342	6528	6290	6290	256798	161580
2018-6-20		6370	6348	6394	6370	6588	6470	6378	6194	6342	6528	6264	6290	98930	146708
2018-6-21		6370	6348	6436	6370	6632	6470	6434	6194	6342	6586	6314	6290	156414	146796
2018-6-22		6450	6416	6512	6428	6692	6470	6502	6194	6410	6656	6408	6384	264852	156972
2018-6-25		6542	6574	6616	6428	6800	6526	6554	6334	6462	6656	6438	6384	222810	163448
2018-6-26		6714	6748	6802	6552	6932	6842	6730	6478	6610	6808	6574	6384	470604	221432
2018-6-27		6752	6778	6866	6514	6892	6842	6780	6478	6610	6860	6584	6394	218854	197200
2018-6-28		6740	6778	6842	6514	6868	6842	6774	6504	6610	6854	6580	6390	221364	192234
2018-6-29		6830	6968	6952	6514	6978	6842	6888	6614	6722	6970	6668	6476	389688	226192

Silicon Manganese															
Date	806	807	808	809	810	811	812	901	902	903	904	905	906	Vol	O.I
2018-6-1	8172	8186	7252	7636	7990	7886	7504	7392	7572	7806	7678	7150		150846	126654
2018-6-4	8168	8182	7248	7632	7986	7254	7052	7392	7572	7806	7678	7168		86840	119564
2018-6-5	8086	8098	7174	7554	7904	7330	6980	7294	7472	7806	7600	7116		82652	116584
2018-6-6	8136	8098	7218	7600	7952	7350	7024	7356	7536	7872	7592	7154		89364	111812

2018-6-7	8126	8088	7210	7590	7942	7350	7016	7358	7538	7874	7594	7164		79288	115190
2018-6-8	8254	8216	7324	7710	8068	7420	7128	7428	7610	7950	7666	7194		287116	162300
2018-6-11	8408	8370	7462	7854	8220	7530	7262	7484	7668	8010	7724	7258		175842	159366
2018-6-12	8398	8360	7452	7844	8210	7530	7254	7456	7640	7980	7696	7246		102590	159534
2018-6-13	8422	8384	7474	7866	8234	7530	7274	7464	7648	7980	7636	7208		128982	157524
2018-6-14	8516	8478	7558	7954	8326	7600	7342	7518	7704	8038	7636	7262		208748	177076
2018-6-15		8444	7528	7922	8294	7600	7312	7500	7686	8020	7618	7242	7242	97394	164182
2018-6-19		8502	7580	7976	8352	7600	7362	7470	7656	7988	7618	7176	7176	197980	171846
2018-6-20		8476	7558	7952	8328	7600	7340	7474	7660	7992	7618	7194	7176	132960	179186
2018-6-21		8622	7688	8088	8470	7610	7466	7572	7760	8098	7718	7282	7264	228714	201830
2018-6-22		8610	7678	8076	8458	7610	7456	7568	7756	8094	7714	7282	7264	185792	182868
2018-6-25		8638	7704	8102	8486	7610	7480	7600	7790	8128	7714	7288	7264	161084	202136
2018-6-26		8628	7694	8092	8476	7610	7472	7568	7758	8094	7682	7268	7264	373666	226298
2018-6-27		8628	7674	8070	8454	7610	7452	7574	7764	8100	7688	7282	7264	127078	212802
2018-6-28		8628	7702	8098	8484	7566	7410	7594	7786	8122	7708	7342	7264	156434	213080
2018-6-29		8200	7320	8156	8546	7818	7658	7660	7854	8194	7776	7408	7264	177274	210230

Note: 1. Price: Yuan/Ton; 2. Trading volume and Month-end open interest in contract; 3. Trading volume and Month-end open interest include buying and selling volume; 4. EFPs included.

VI Announcements

ZCE's Announcement on Modification of Zhengzhou Commodity Exchange White sugar futures Contract and Zhengzhou Commodity Exchange Futures Delivery Rules

(2018) No. 29

The modification of Zhengzhou Commodity Exchange White sugar futures Contract and Zhengzhou Commodity Exchange Futures Delivery Rules has been approved by the eighth session of the sixth council of Zhengzhou Commodity Exchange, and is hereby announced.

The revised Zhengzhou Commodity Exchange White sugar futures Contract shall be executed with immediate effect, related issues in the revised Zhengzhou Commodity Exchange Futures Delivery Rules shall be executed since December 1st, 2019. Before related issues in the revised Zhengzhou Commodity Exchange Futures Delivery Rules comes into effect, since October 1st, 2018, white sugar produced in accordance with National standard White sugar of the People's Republic of China (GB/T 317-2018) could register warehouse receipt, however, the negative deviation of the net content of 50kg package should not exceed 100g.

June 7th, 2018

ZCE's Announcement on Premium & Discount Adjustment of Appointed White sugar Delivery Warehouse & Factory Warehouse

(2018) No. 30

Upon prudent consideration, premium & discount of White sugar receipt registered by 17 appointed White sugar delivery warehouses & factory warehouses including Ying Kou Port Group Corp. has been adjusted, to ensure smooth connection of old and new warehouse receipts, the new premium & discount standard of appointed White sugar delivery warehouses & factory warehouses shall be executed since December 1st, 2019. White sugar produced in 2019/20 crushing season will not be accepted to register warehouse receipt until November 30th, 2019. The specific content of premium & discount standard adjustment is as follows:

1. Ying Kou Port Group Corp.: Price Correction between the White sugar delivery warehouse receipt and futures price adjust from 90 Yuan/ton to 50 Yuan/ton.
2. Yingkou North Sugar Industry Co., ltd: Price Correction between the White sugar delivery warehouse receipt and futures price adjust from 90 Yuan/ton to 50 Yuan/ton.
3. Tianjin Zhongtang Huafeng Logistics Co., ltd: Price Correction between the White sugar delivery warehouse receipt and futures price adjust from 150 Yuan/ton to 80 Yuan/ton.
4. Tianjin Military Grain City National Grain Reserve: Price Correction between the White sugar delivery warehouse receipt and futures price adjust from 150 Yuan/ton to 80 Yuan/ton.
5. Hebei Gaocehng Naitonal Grain Reserve Co., ltd.: Price Correction between the White sugar delivery warehouse receipt and futures price adjust from 240 Yuan/ton to 100 Yuan/ton.
6. Hebei Yong'an Naitonal Grain Reserve Co., ltd.: Price Correction between the White sugar delivery warehouse receipt and futures price adjust from 240 Yuan/ton to 100 Yuan/ton.
7. Qinhuangdao Jisheng Logistics Co., ltd.: Price Correction between the White

sugar delivery warehouse receipt and futures price adjust from 150 Yuan/ton to 50 Yuan/ton.

8. Cofco Sugar Industry (Tangshan) Storage & Logistics Co., Ltd.: Price Correction between the White sugar delivery warehouse receipt and futures price adjust from 110 Yuan/ton to 50 Yuan/ton.

9. CMST Development Co., Ltd Zhengzhou Nanyangzai Branch: Price Correction between the White sugar delivery warehouse receipt and futures price adjust from 240 Yuan/ton to 140 Yuan/ton.

10. Shaanxi Xirui Grain Reserve Co., Ltd.: Price Correction between the White sugar delivery warehouse receipt and futures price adjust from 180 Yuan/ton to 80 Yuan/ton.

11. Shaanxi Grain Reserve Xianyang Direct Storehouse: Price Correction between the White sugar delivery warehouse receipt and futures price adjust from 180 Yuan/ton to 80 Yuan/ton.

12. Rizhao Lingyunhai Sugar Industry Group Co., Ltd.: Price Correction between the White sugar delivery warehouse receipt and futures price adjust from 90 Yuan/ton to 50 Yuan/ton.

13. Rizhao Lilijin Grain & Oil Trading Co., Ltd.: Price Correction between the White sugar delivery warehouse receipt and futures price adjust from 90 Yuan/ton to 50 Yuan/ton.

14. Qindao Cofco Gulf Logistics Co., Ltd.: Price Correction between the White sugar delivery warehouse receipt and futures price adjust from 130 Yuan/ton to 100 Yuan/ton.

15. Beijin Cofco Logistics Co., Ltd.: Price Correction between the White sugar delivery warehouse receipt and futures price adjust from 150 Yuan/ton to 50 Yuan/ton.

16. Shandong Xingguang Sugar Industry Co., Ltd (factory warehouse): Price Correction between the White sugar delivery warehouse receipt and futures price adjust from 240 Yuan/ton to 100 Yuan/ton.

17. Pickup point: Hebei Yong'an National Grain Reserve Co., Ltd.

18. Cofco Tunhe Sugar Industry Co., Ltd. (factory warehouse): Price Correction

between the White sugar delivery warehouse receipt and futures price adjust from 110 Yuan/ton to 50 Yuan/ton.

19. Pickup point: Cofco Sugar Industry (Tangshan) Storage & Logistics Co., Ltd.
20. Premium & discount standard of other appointed White sugar delivery warehouses & factory warehouses remains unchanged, specific content is as follows:
21. Guangxi Ronggui Logistics Group: Price Correction between the White sugar delivery warehouse receipt and futures price: 0 Yuan/ton.
22. Guagnxi Liuzhou Guitang Co., Ltd.: Price Correction between the White sugar delivery warehouse receipt and futures price: 0 Yuan/ton.
23. Guangxi Ronggui Logistics Group Laibin Storage Branch: Price Correction between the White sugar delivery warehouse receipt and futures price: 0 Yuan/ton.
24. Guagnxi Guigang Guitang Co., Ltd.: Price Correction between the White sugar delivery warehouse receipt and futures price: 0 Yuan/ton.
25. Guangxi Beibuwan Hongxin Supply Chain Management Co., Ltd.: Price Correction between the White sugar delivery warehouse receipt and futures price: 0 Yuan/ton.
26. Guangxi Hongxin Supply Chain Management Co., Ltd.: Price Correction between the White sugar delivery warehouse receipt and futures price: 0 Yuan/ton.
27. Guangxi Laibin Xijiang Port Services Co., Ltd.: Price Correction between the White sugar delivery warehouse receipt and futures price: 0 Yuan/ton.
28. Guangxi Hongxin Chuangye Gongchang Co., Ltd.: Price Correction between the White sugar delivery warehouse receipt and futures price: 0 Yuan/ton.
29. Kunming National Grain Reserves Co., Ltd.: Price Correction between the White sugar delivery warehouse receipt and futures price: -100 Yuan/ton.
30. Yunnan Luhang Logistics Servies Co., Ltd.: Price Correction between the White sugar delivery warehouse receipt and futures price: -100 Yuan/ton.
31. Yunnan Guangda Railway Material Storage and Transportation Co., Ltd.: Price Correction between the White sugar delivery warehouse receipt and futures price:

-170 Yuan/ton.

32. Foshan Huashang Logistics Co., Ltd.: Price Correction between the White sugar delivery warehouse receipt and futures price: 80 Yuan/ton.

33. Guangdong Beibuwan Agricultural Products Wholesale Center Co., Ltd.: Price Correction between the White sugar delivery warehouse receipt and futures price: 0 Yuan/ton.

34. Nanjing Tiexinqiao National Grain Reserves Co., Ltd.: Price Correction between the White sugar delivery warehouse receipt and futures price: 200 Yuan/ton.

35. Pinghu Huarui Storage Co., Ltd.: Price Correction between the White sugar delivery warehouse receipt and futures price: 180 Yuan/ton.

36. Cofco Century Co., Ltd. Hubei Branch: Price Correction between the White sugar delivery warehouse receipt and futures price: 240 Yuan/ton.

37. Cofco Century Co., Ltd. Jiangsu Branch: Price Correction between the White sugar delivery warehouse receipt and futures price: 180 Yuan/ton.

Merchants Bureau Logistics Group (Yangzhou) Co., Ltd.: Price Correction between the White sugar delivery warehouse receipt and futures price: 180 Yuan/ton.

June 12th, 2018

ZCE's Announcement on Name Change of Cofco Grain & Oil Anhui National Grain Reserves Co., Ltd

(2018) No. 31

Cofco Grain & Oil Anhui National Grain Reserves, Zhengzhou Commodity Exchange appointed delivery warehouse for Late Long-grain Non-glutinous Rice Futures, now changes its name as Cofco Grain & Oil Anhui National Grain Reserves Co., Ltd., contact and information remains unchanged.

June 15th, 2018

ZCE's Announcement on Adjustment of Appointed Rapeseed Oil Delivery Warehouse & Factory Warehouse and Premium & Discount of Shaanxi Xirui Delivery Warehouse

(2018) No. 32

Upon prudent consideration, Taizhou Guochuan Port Service Co., Ltd. has been reinstated appointed Rapeseed Oil delivery business, Yizheng Yijiang Grain & Oil Industry Co., Ltd. has been added as appointed Rapeseed Oil delivery warehouse, New Strength Food Technology (Nanjing) Co., Ltd. and Jiaji Grain & Oil (Nantong) Co., Ltd. have been added as appointed Rapeseed Oil delivery factory warehouse, the above enterprises shall start execute Rapeseed Oil futures delivery business since August 1st, 2018. Yihai (Taizhou) Grain & Oil Industry Co., Ltd. has been changed from appointed Rapeseed Oil delivery warehouse to appointed Rapeseed Oil delivery factory warehouse, delivery warehouse entry business has been canceled since the date of announcement, and it shall start execute delivery factory warehouse business since August 1st, 2018.

Premium of Shaanxi Xirui Grain Reserve Co., Ltd., appointed Rapeseed Oil Delivery Warehouse, has been adjusted from 140 Yuan/ton to 200 Yuan/ton, which shall be executed since Rapeseed Oil 1907 Contract.

Now the information of reinstated and added appointed Rapeseed Oil delivery warehouse & factory warehouse is announced as follows:

1. Taizhou Guochuan Port Service Co., Ltd.

Warehouse abbreviation: Guochuan Port Service

Warehouse code: 0611

Warehouse address: No. 2, Shugang road, Economic development district, Taixing.

Postcode: 225400

Contact: Ning Wang

Tel: 0523-87918099 15961032020

Fax: 0523-87671292

Price Correction between the Rapeseed Oil delivery warehouse receipt and futures price: 0 Yuan/ton

2. Yizheng Yijiang Grain & Oil Industry Co., Ltd.

Warehouse abbreviation: Yizheng Yijiang

Warehouse code: 0627

Warehouse address: No. 1, Yougang road, Yizheng, Jiangsu

Postcode: 211400

Contact: Xiuyun Shi

Tel: 0514-83299316 18724093168

Fax: 0514-83296139

Price Correction between the Rapeseed Oil delivery warehouse receipt and futures price: 0 Yuan/ton

3. New Strength Food Technology (Nanjing) Co., Ltd.

Warehouse abbreviation: Nanjing New Strength

Warehouse code: 0628

Warehouse address: Inside of Longtan logistics base, No.1, Shugang road, Xixia district, Nanjing

Postcode: 210058

Contact: Kai Li

Tel: 025-85759256 13813852027

Fax: 025-85707580

Price Correction between the Rapeseed Oil delivery warehouse receipt and futures price: 0 Yuan/ton

4. Jiaji Grain & Oil (Nantong) Co., Ltd.

Warehouse abbreviation: Jiaji Nantong

Warehouse code: 0629

Warehouse address: No.1, Tongxing road, Economic & Technological development district, Nantong, Jiangsu

Postcode: 226009

Contact: Yahui Qiu

Tel: 0513-89101810 15962968657

Fax: 0513-85966002

Price Correction between the Rapeseed Oil delivery warehouse receipt and futures price: 0 Yuan/ton

5. Yihai (Taizhou) Grain & Oil Industry Co., Ltd.: contact and information remains unchanged.

Entering-warehouse and out-warehouse fee standard of above delivery warehouses and factory warehouses shall be executed in accordance with ZCE's related stipulation.

June 15th, 2018



地址：郑州市郑东新区商务外环路30号
网址：<http://www.czce.com.cn>