



Zhengzhou
Commodity Exchange

*MONTHLY
REPORT*

12

Contents

I	Market Summary.....	2
II	Price Charts of All Products.....	4
III	Trading Volume, Turnover, Open Interest and Physical Delivery.....	13
IV	List of Quotations.....	16
V	Daily Settlement Price by Contracts.....	20
VI	Announcements.....	30

I Market Summary

Strong Gluten Wheat Futures oscillated down. The dominant contract WH1905 fluctuated within 181 Yuan/ton between 2,369 and 2,550 Yuan/ton, and closed down 93 Yuan/ton or 3.69% at 2,428 Yuan/ton from the price of the last month-end.

Early Long-grain Non-glutinous Rice Futures did not trade in this month.

Late Long-grain Non-glutinous Rice Futures oscillated down. The dominant contract LR1903 fluctuated within 41 Yuan/ton between 2,620 and 2,661 Yuan/ton, and closed down 22 Yuan/ton or 0.83% at 2,627 Yuan/ton from the price of the last month-end.

Japonica Rice Futures oscillated up. The dominant contract RI1907 fluctuated within 27 Yuan/ton between 2,837 and 2,864 Yuan/ton, and closed up 1 Yuan/ton or 0.04% at 2,856 Yuan/ton from the price of the last month-end.

Cotton Futures oscillated down. The dominant contract CF1905 fluctuated within 875 Yuan/ton between 14,650 and 15,525 Yuan/ton, and closed down 225 Yuan/ton or 1.49% at 14,880 Yuan/ton from the price of the last month-end.

Cotton Yarn Futures oscillated up. The dominant contract CY1905 fluctuated within 1,270 Yuan/ton between 23,340 and 24,610 Yuan/ton, and closed up 80 Yuan/ton or 0.34% at 23,780 Yuan/ton from the price of the last month-end.

Rapeseed Futures oscillated with a smaller volume. The dominant contract RS1909 fluctuated within 165 Yuan/ton between 5,348 and 5,513 Yuan/ton, and closed up 28 Yuan/ton or 0.51% at 5,473 Yuan/ton from the price of the last month-end.

Rapeseed Oil Futures fell after early rally. The dominant contract OI1905 fluctuated within 303 Yuan/ton between 6,407 and 6,710 Yuan/ton, and closed down 161 Yuan/ton or 2.44% at 6,435 Yuan/ton from the price of the last month-end.

Rapeseed Meal Futures oscillated down. The dominant contract RM1905 fluctuated within 166 Yuan/ton between 2,078 and 2,244 Yuan/ton, and closed down 89 Yuan/ton or 4.07% at 2,097 Yuan/ton from the price of the last month-end.

White Sugar Futures oscillated down. The dominant contract SR1905 fluctuated within 361 Yuan/ton between 4,664 and 5,025 Yuan/ton, and closed down 208 Yuan/ton or 4.24% at 4,700 Yuan/ton from the price of the last month-end.

Apple Futures oscillated down. The dominant contract AP1905 fluctuated within 1,115 Yuan/ton between 10,988 and 12,103 Yuan/ton, and closed down 178 Yuan/ton or 1.54% at 11,352 Yuan/ton from the price of the last month-end.

Thermal Coal Futures oscillated down. The dominant contract ZC1905 fluctuated

within 28.6 Yuan/ton between 551 and 579.6 Yuan/ton, and closed down 1.6 Yuan/ton or 0.28% at 561.6 Yuan/ton from the price of the last month-end.

PTA Futures fell after early rally. The dominant contract TA1905 fluctuated within 724 Yuan/ton between 5,612 and 6,336 Yuan/ton, and closed down 206 Yuan/ton or 3.52% at 5,640 Yuan/ton from the price of the last month-end.

Methanol Futures oscillated down. The dominant contract MA1905 fluctuated within 297 Yuan/ton between 2,306 and 2,603 Yuan/ton, and closed down 21 Yuan/ton or 0.87% at 2,388 Yuan/ton from the price of the last month-end.

Glass Futures oscillated up. The dominant contract FG1905 fluctuated within 87 Yuan/ton between 1,226 and 1,313 Yuan/ton, and closed up 65 Yuan/ton or 5.29% at 1,294 Yuan/ton from the price of the last month-end.

Ferrosilicon Futures oscillated down. The dominant contract SF1905 fluctuated within 684 Yuan/ton between 5,674 and 6,358 Yuan/ton, and closed down 336 Yuan/ton or 5.54% at 5,732 Yuan/ton from the price of the last month-end.

Silicon Manganese Futures oscillated up. The dominant contract SM1905 fluctuated within 584 Yuan/ton between 7,110 and 7,694 Yuan/ton, and closed up 42 Yuan/ton or 0.58% at 7,318 Yuan/ton at the month-end.

The total trading volume of ZCE in this month was 76,470,353 contracts, including 53 contracts of Common Wheat, 2,701 contracts of Strong Gluten Wheat, 0 contracts of Early Long-grain Non-glutinous Rice, 6,143 contracts of Late Long-grain Non-glutinous Rice, 122 contracts of Japonica Rice, 1,837,441 contracts of Cotton, 8,900 contracts of Cotton Yarn, 32 contracts of Rapeseed, 2,149,270 contracts of Rapeseed Oil, 9,251,246 contracts of Rapeseed Meal, 4,760,790 contracts of White Sugar, 2,855,994 contracts of Apple Futures, 2,945,674 contracts of Thermal Coal Futures, 21,346,177 contracts of PTA, 30,074,528 contracts of Methanol, 1,403,905 contracts of Glass Futures, 743,923 contracts of Ferrosilicon Futures and 1,329,868 contracts of Silicon Manganese Futures.

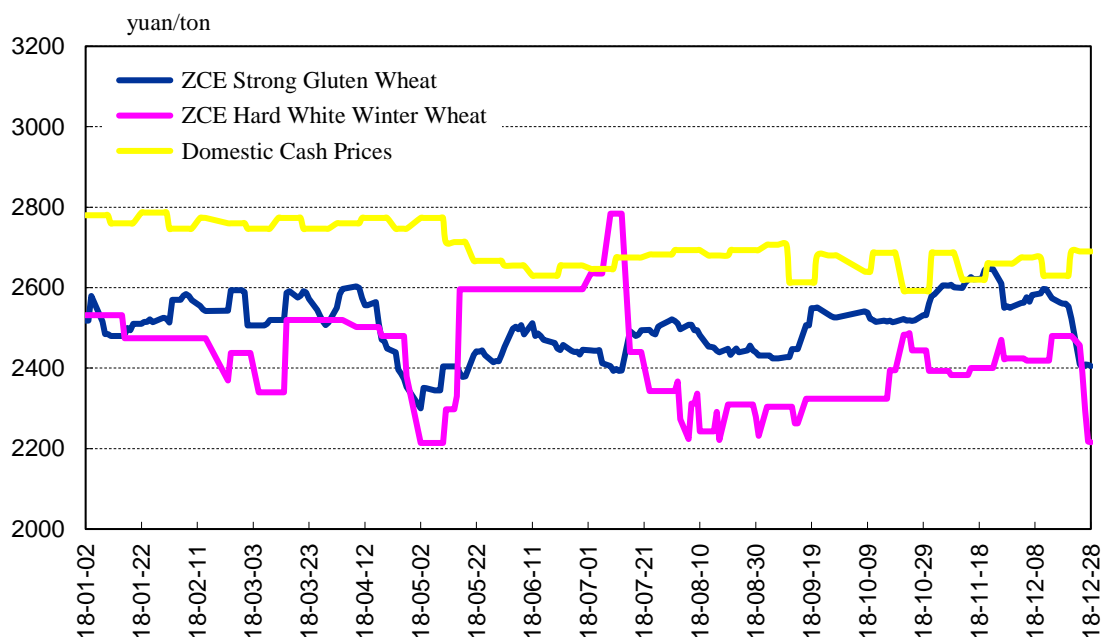
The month-end open interest was 3,401,361 contracts in total, including 16 contracts of Common Wheat, 513 contracts of Strong Gluten Wheat, 1 contracts of Early Long-grain Non-glutinous Rice, 2,216 contracts of Late Long-grain Non-glutinous Rice, 293 contracts of Japonica Rice, 244,619 contracts of Cotton, 76 contracts of Cotton Yarn, 7 contracts of Rapeseed, 186,272 contracts of Rapeseed Oil, 331,742 contracts of Rapeseed Meal, 296,042 contracts of White Sugar, 133,937 contracts of Apple Futures, 213,372 contracts of Thermal Coal, 723,191 contracts of PTA, 552,349 contracts of Methanol, 83,898 contracts of Glass, 50,279 contracts of Ferrosilicon and 47,595 contracts of Silicon Manganese.

The trading volume of White Sugar option in this month was 306,352 contracts, and the month-end open interest of White Sugar option was 100,712 contracts.

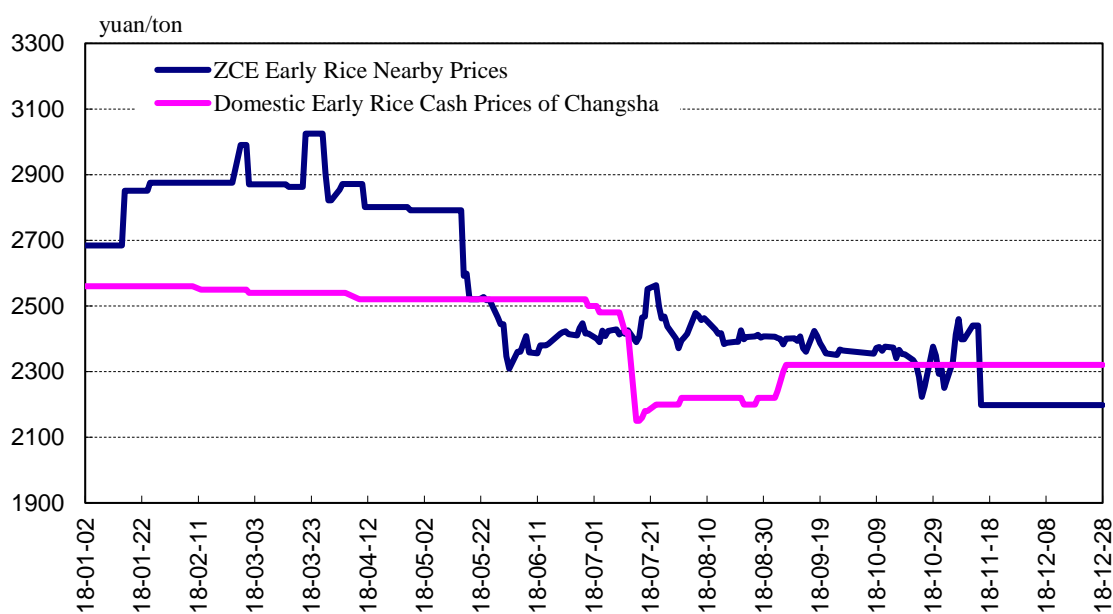
(Note: the trading volume and open interest are counted unilaterally)

II Price Charts of All Products

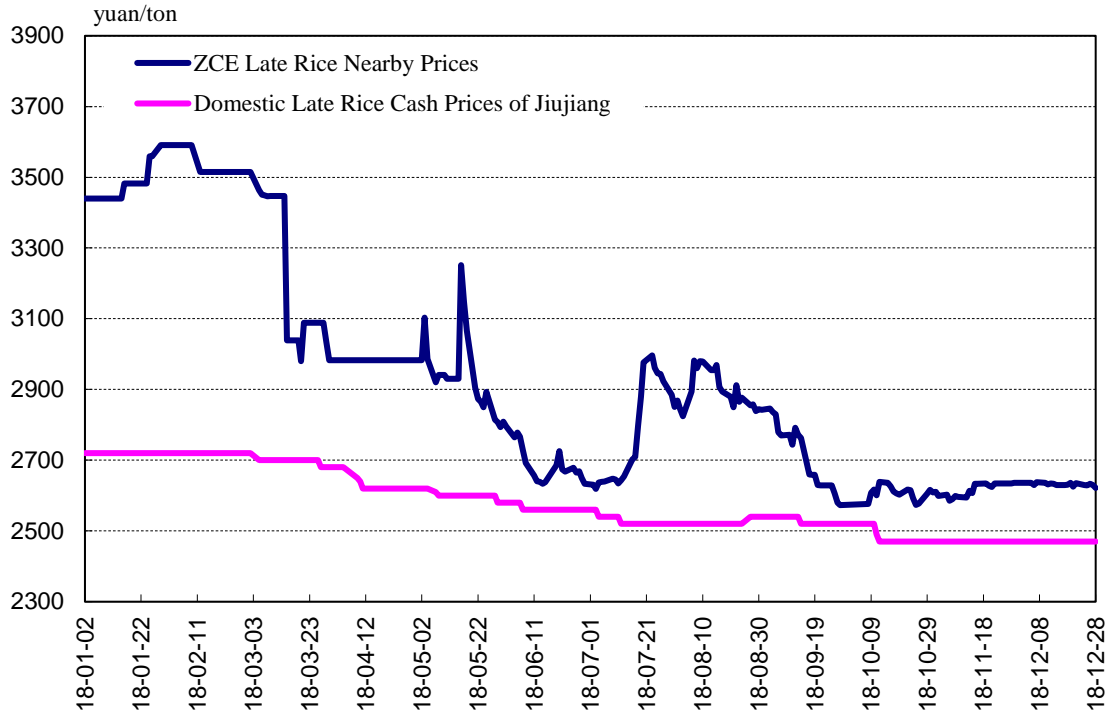
ZCE Wheat Futures Prices vs Domestic Cash Prices Chart



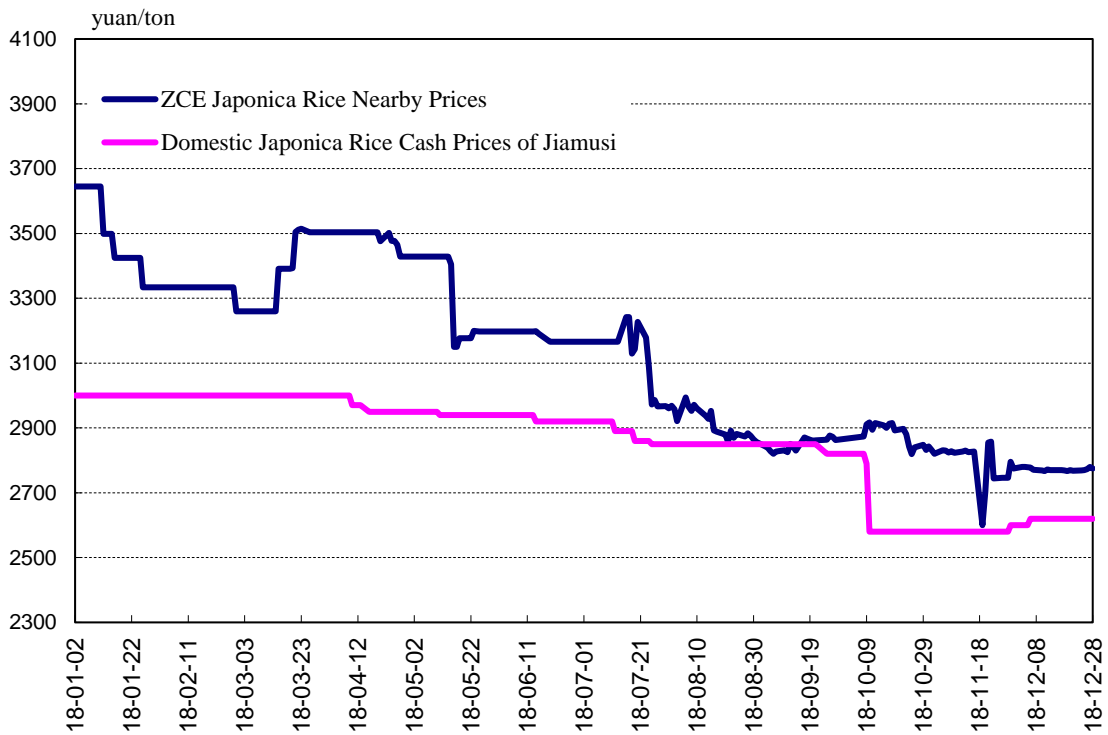
ZCE Early Rice Futures Prices vs Domestic Cash Prices Chart



ZCE Late Rice Futures Prices vs Domestic Cash Prices Chart



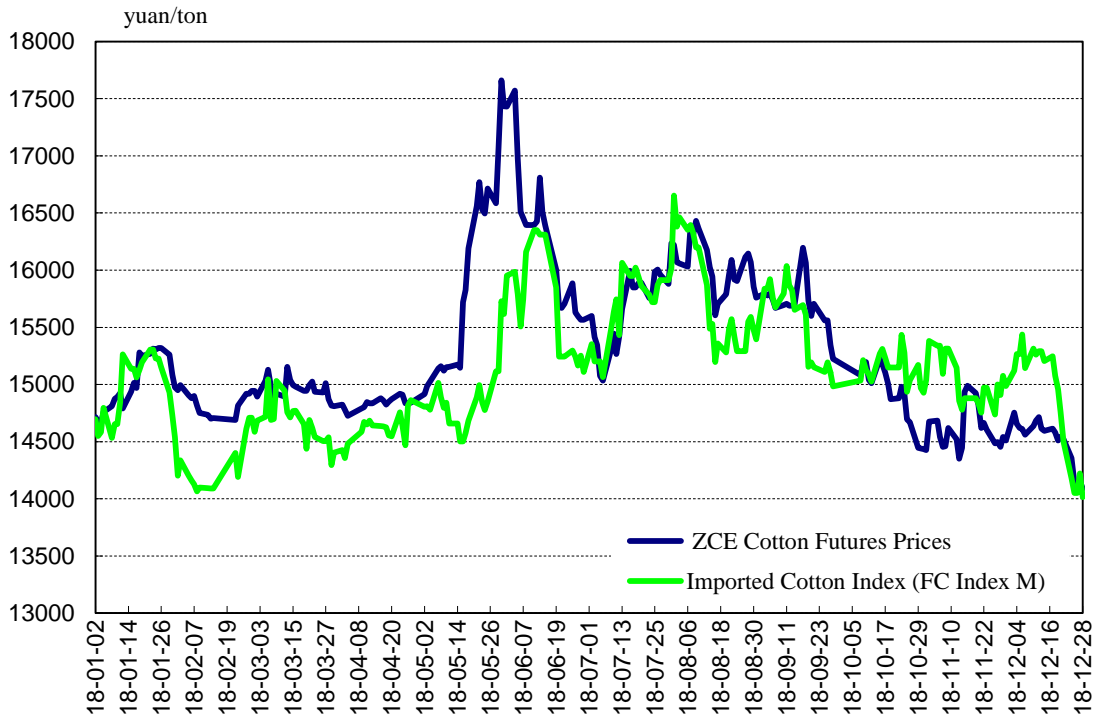
ZCE Japonica Rice Futures Prices vs Domestic Cash Prices Chart



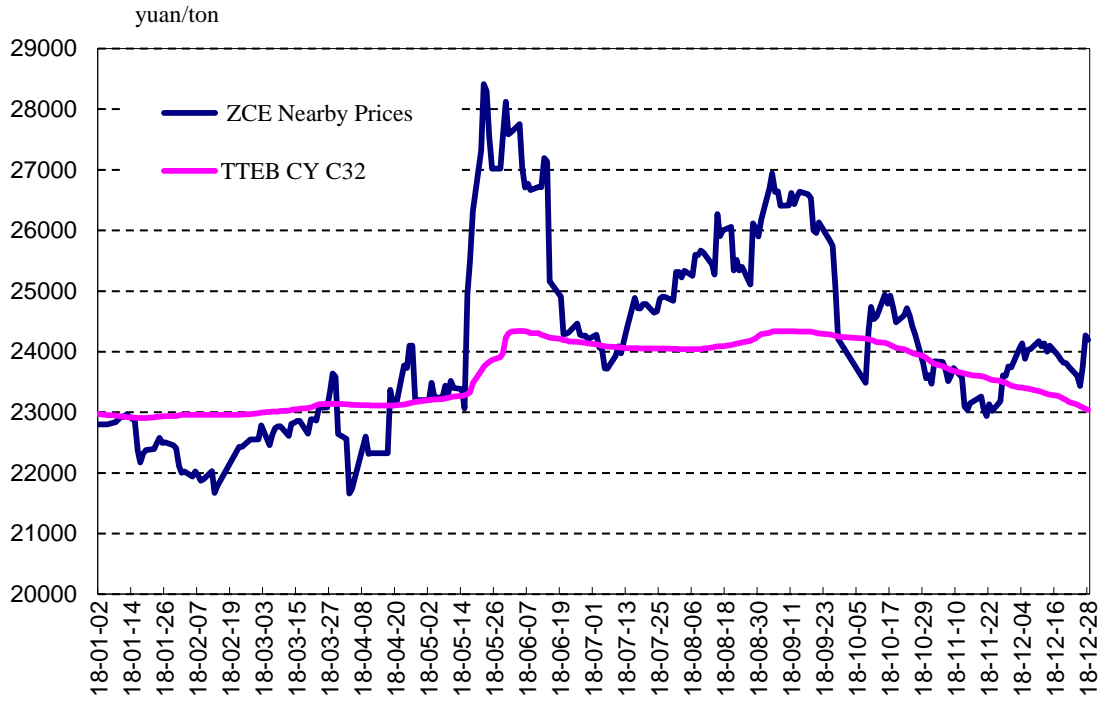
ZCE Cotton Futures vs China Cotton Index Chart



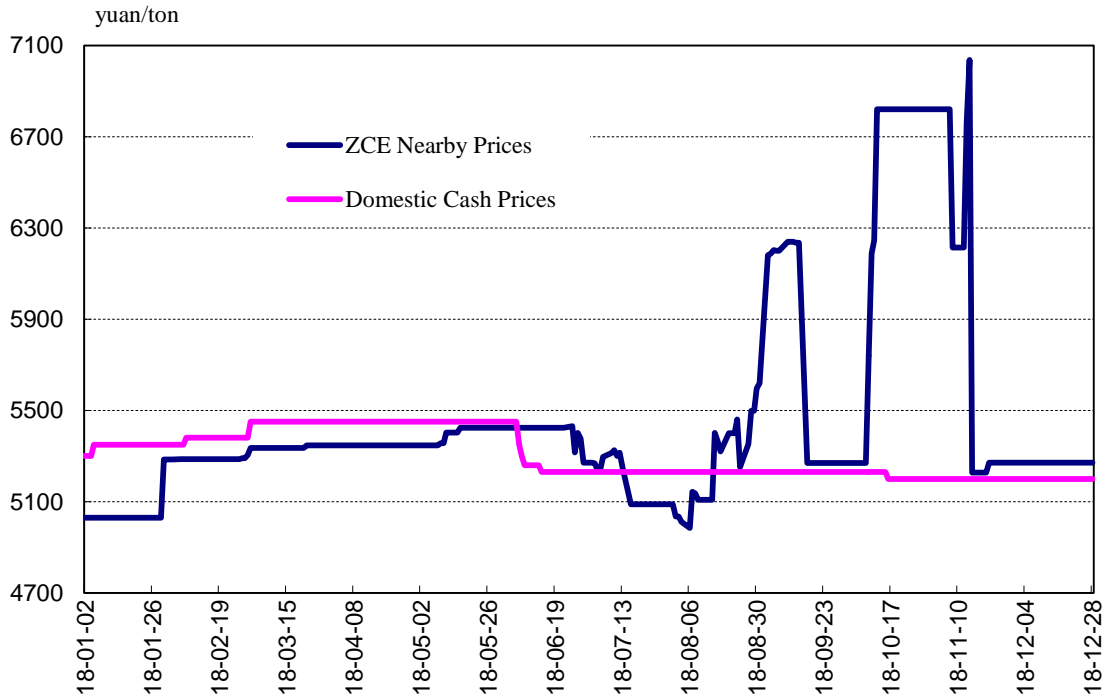
ZCE Cotton Futures Prices vs Imported Cotton Prices



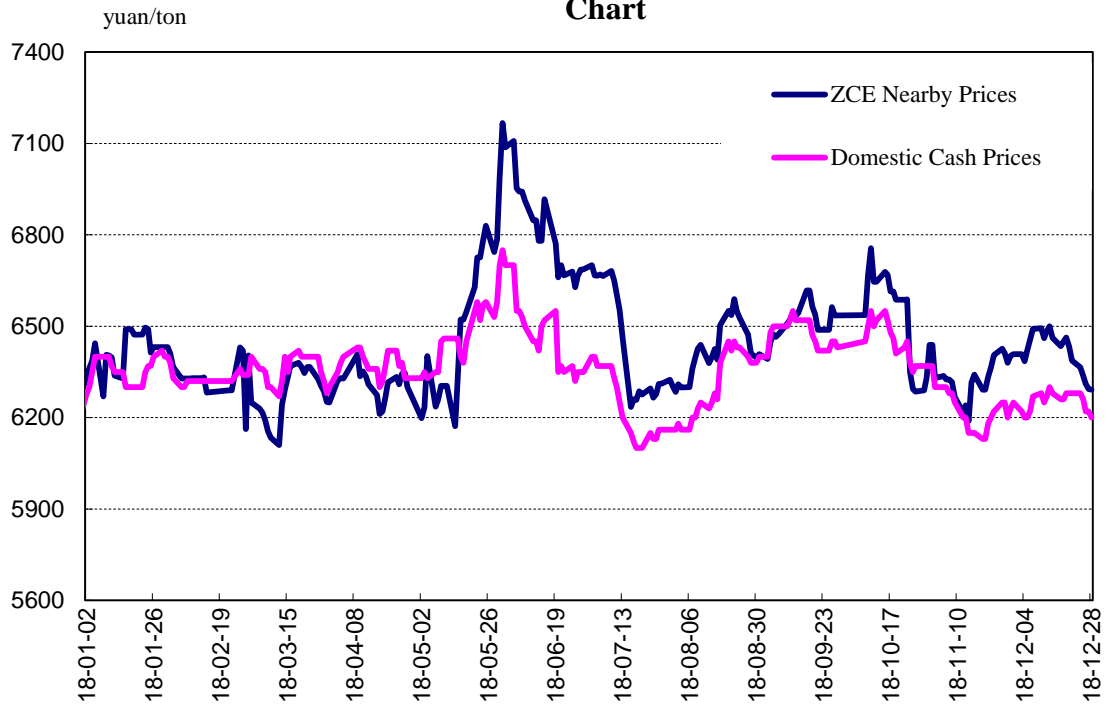
ZCE Cotton Yarn vs China Cotton Yarn Index Chart



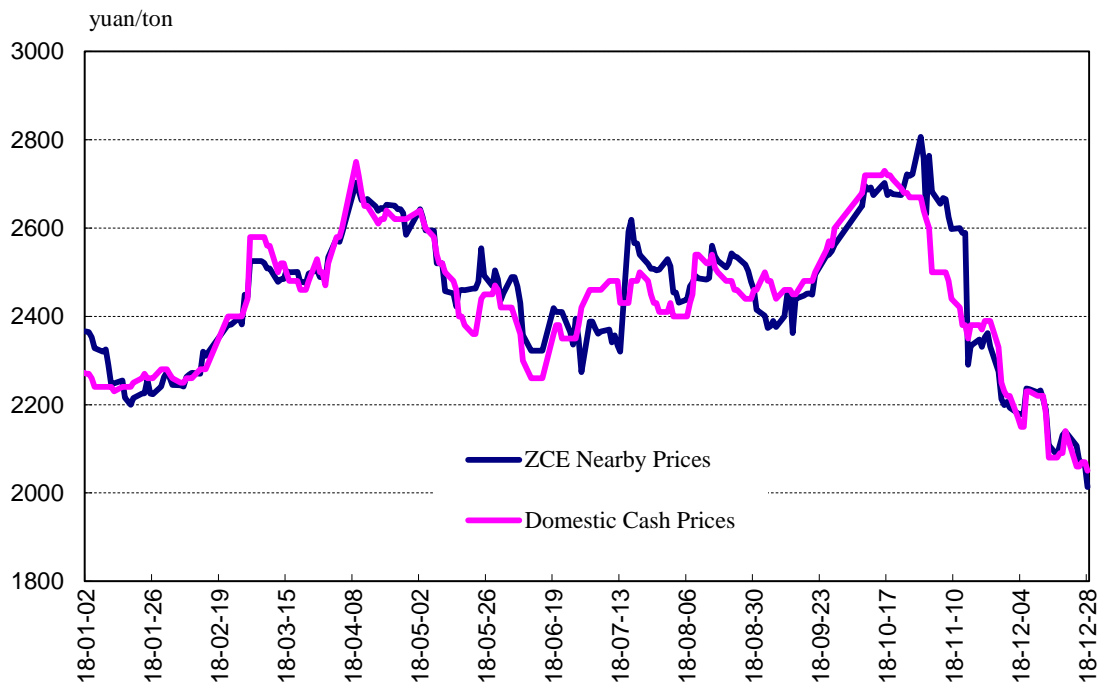
ZCE Rapeseed Futures Prices vs Domestic Cash Prices Chart



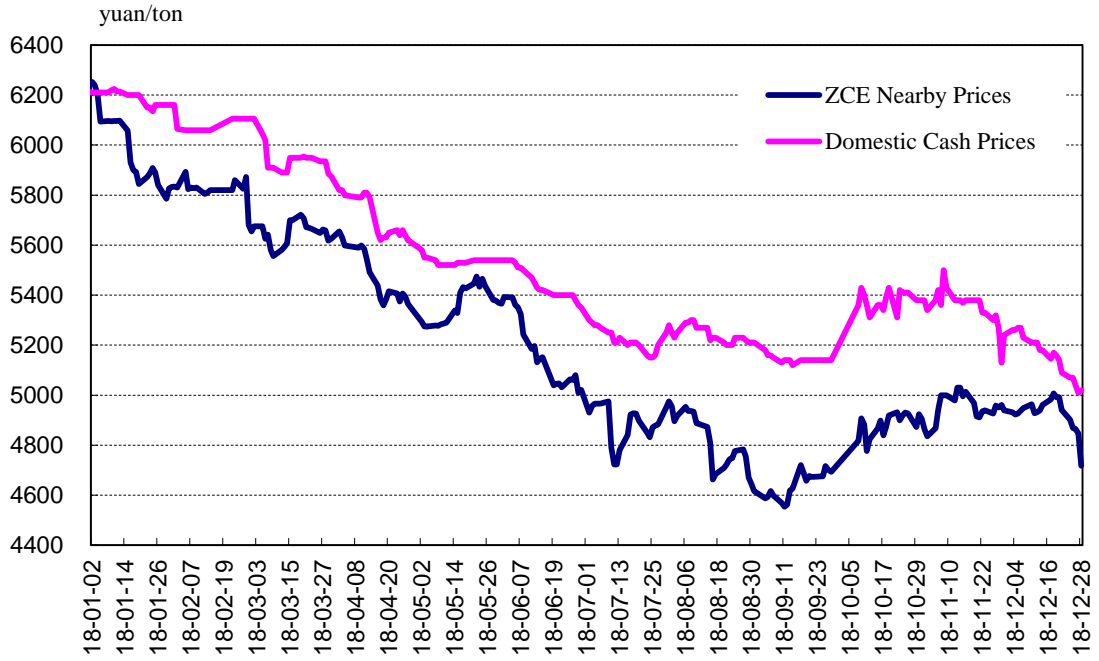
ZCE Rapeseed Oil Futures Prices vs Domestic Cash Prices Chart



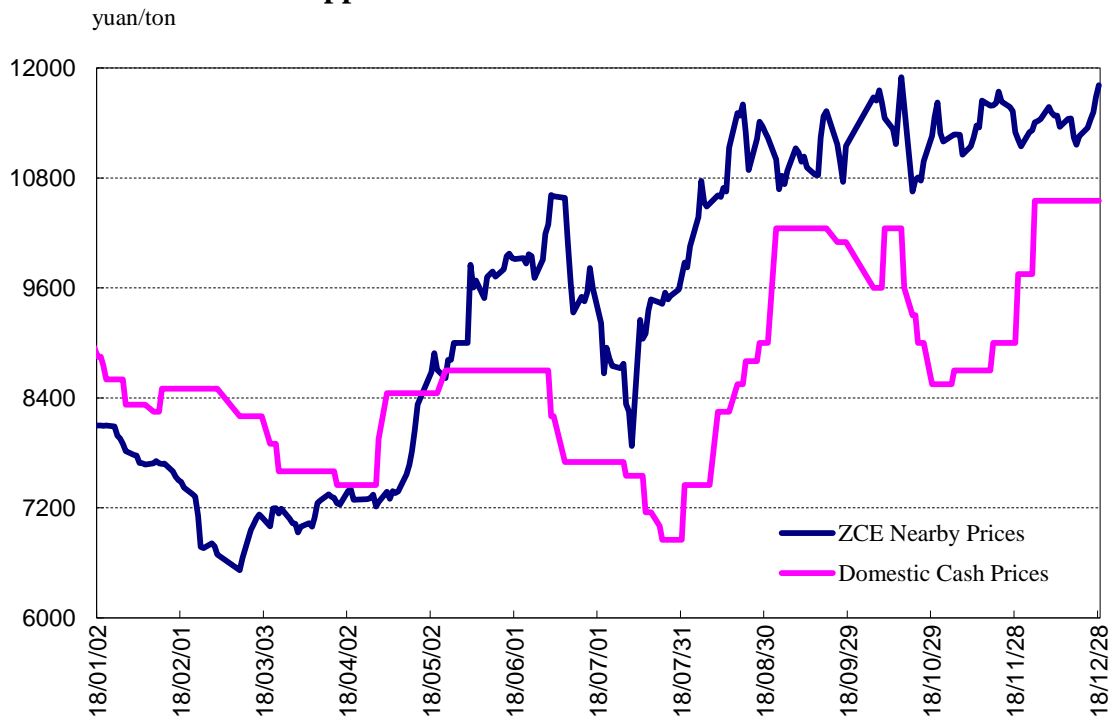
ZCE Rapeseed Meal Futures Prices vs Domestic Cash Prices Chart



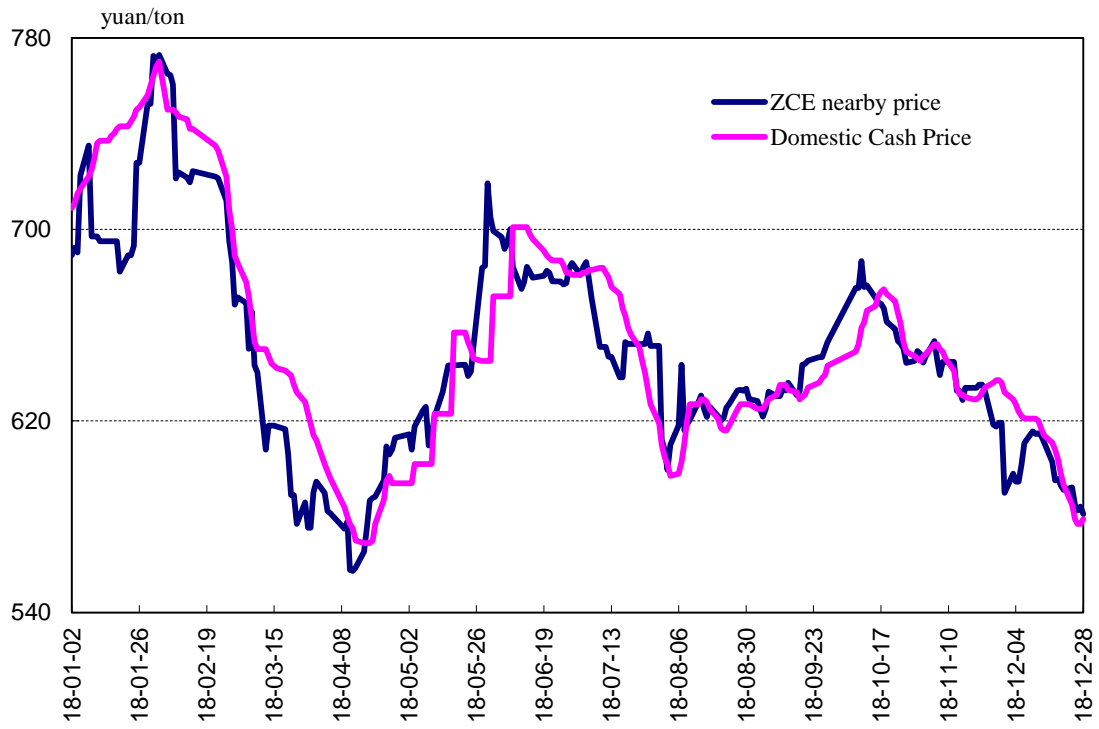
ZCE Sugar Futures Prices vs Domestic Cash Prices Chart



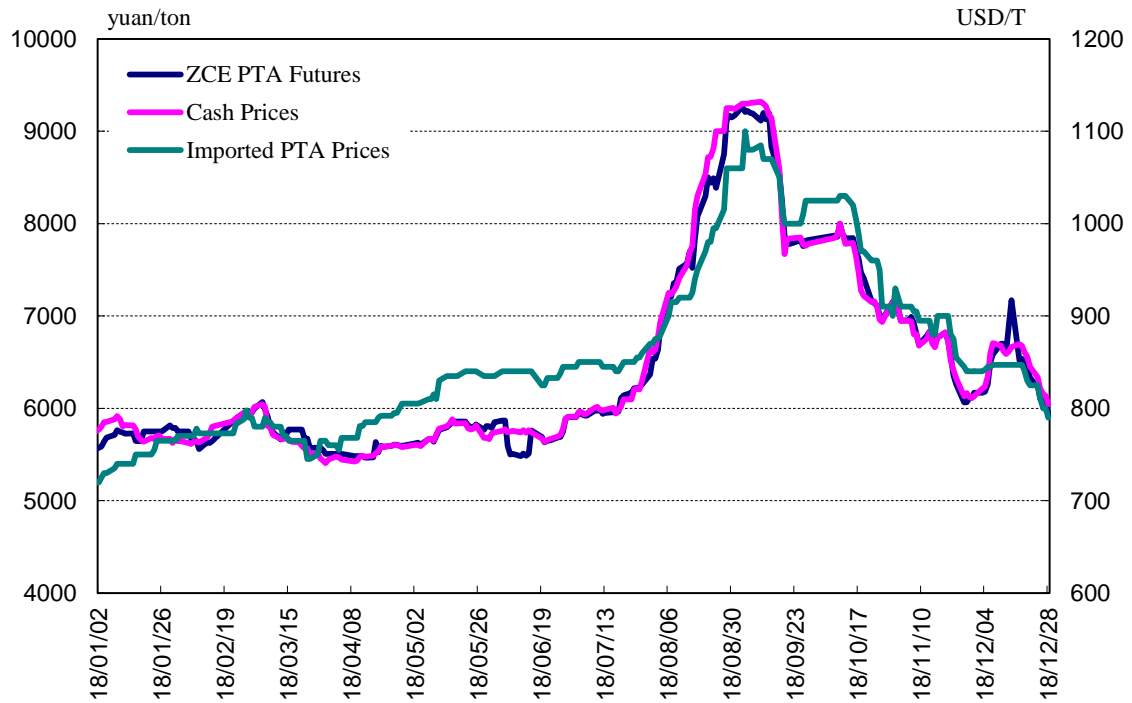
ZCE Apple Futures Prices vs Domestic Cash Prices Chart



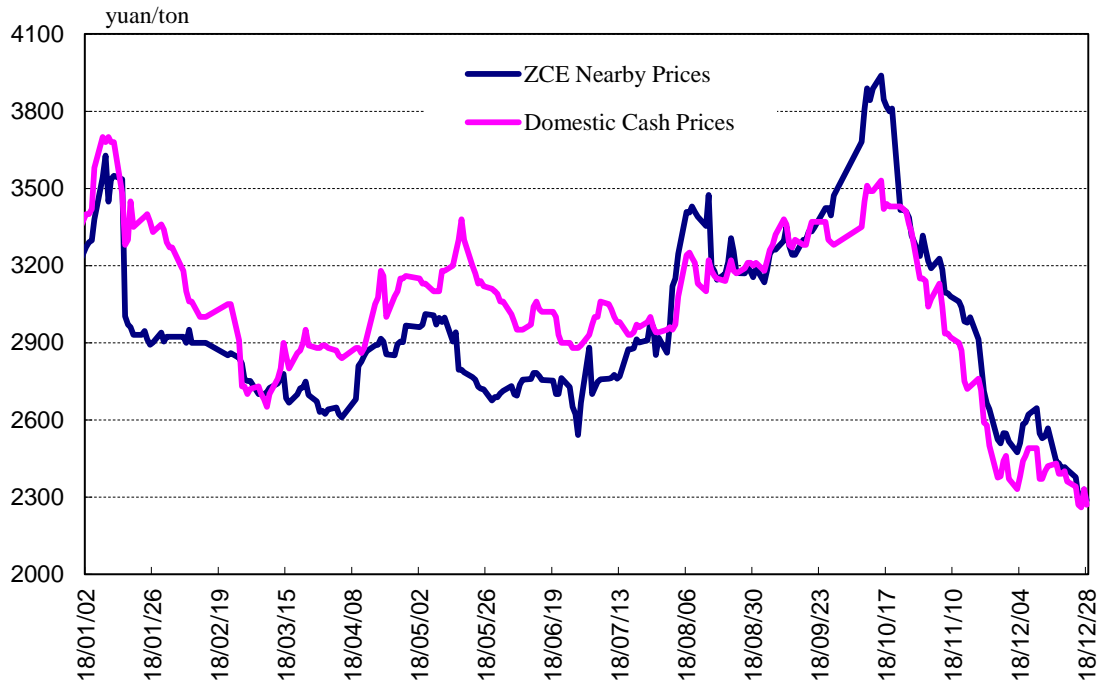
ZCE Thermal coal Futures vs Domestic Cash Prices Chart



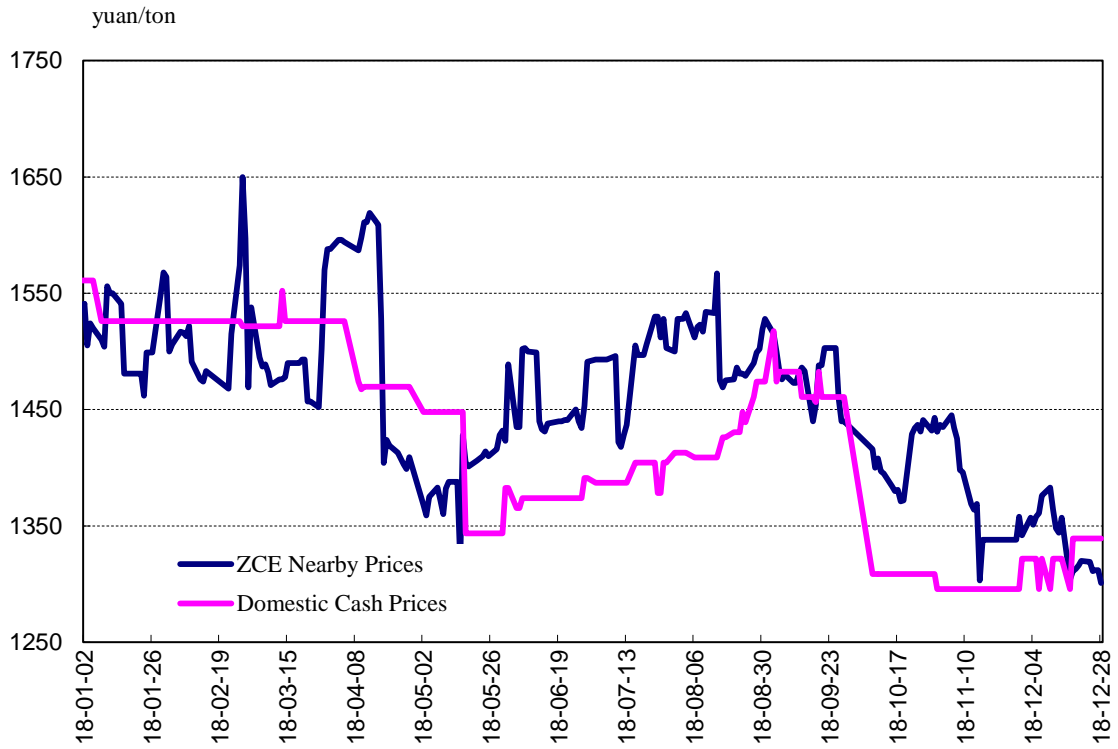
ZCE PTA Futures vs PTA Cash Prices Chart



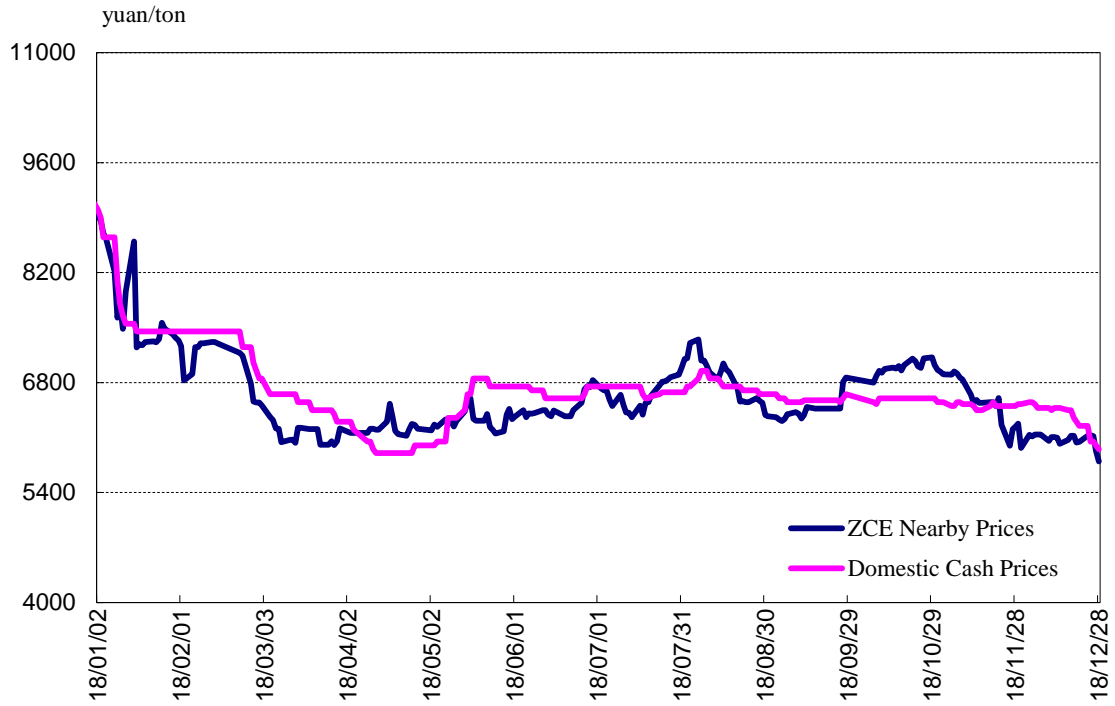
ZCE Methanol Futures Prices vs Domestic Cash Prices Chart



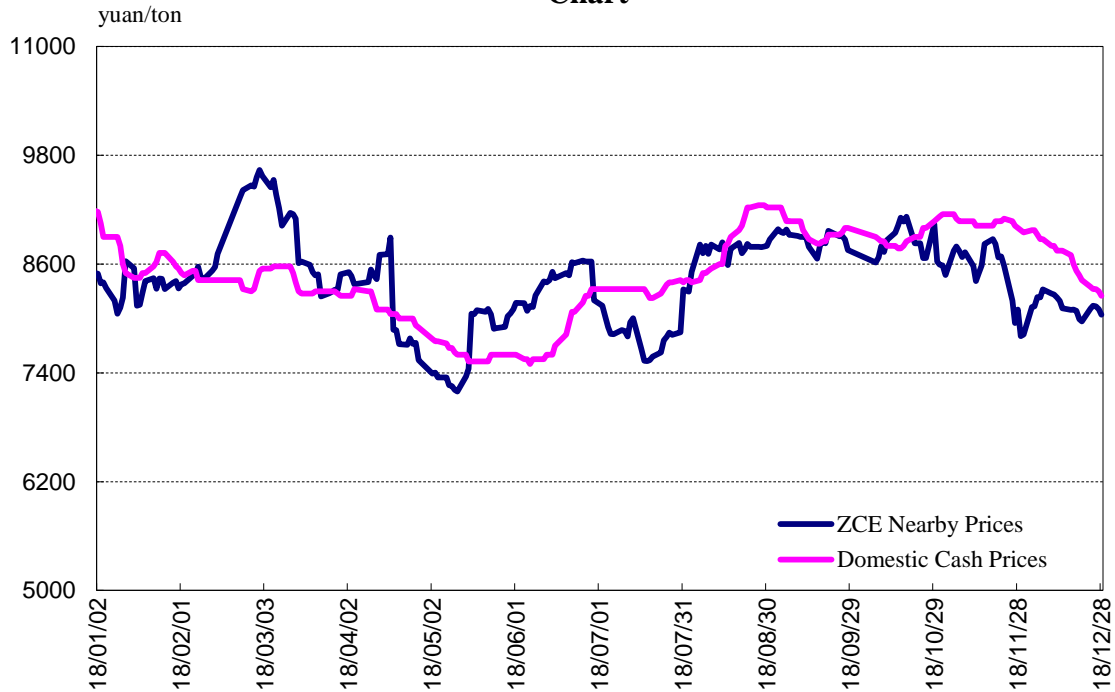
ZCE Glass Futures Prices vs Domestic Cash Prices Chart



ZCE Ferrosilicon Futures Prices vs Domestic Cash Prices Chart



ZCE Silicon Manganese Futures Prices vs Domestic Cash Prices Chart



III Trading Volume, Turnover, Open Interest and Physical Delivery

Trading Volume

	Dec. -18	Dec. -17	Change%	Jan.'- Dec.'2018	Jan.'- Dec.'2017	Change%
Apple (AP)	5,711,988	1,587,866	259.73%	199,912,890	1,587,866	12,490.04%
Cotton No.1 (CF)	3,674,882	3,796,058	-3.19%	117,066,502	52,136,464	124.54%
Cotton Yarn (CY)	17,800	2,616	580.43%	3,067,288	248,312	1,135.26%
Early Rice (ER)			-	0	0	-
Flat Glass (FG)	2,807,810	7,328,472	-61.69%	50,287,268	82,182,762	-38.81%
Japonica Rice (JR)	244	16	1,425.00%	25,216	522	4,730.65%
Late Rice (LR)	12,286	10	122,760.00%	1,075,518	404	266,117.33%
Methanol (MA)	60,149,056	33,352,022	80.35%	327,794,488	274,014,560	19.63%
Methanol (ME)			-	0	0	-
Rapeseed Oil (OI)	4,298,540	2,809,604	52.99%	70,167,356	51,989,514	34.96%
Common Wheat (PM)	106	6	1,666.67%	602	164	267.07%
Early Rice (RI)	0	12	-100.00%	76,398	2,074	3,583.61%
Rapeseed Meal (RM)	18,502,492	10,504,388	76.14%	208,722,528	159,473,090	30.88%
Rapeseed Oil (RO)			-	0	0	-
Rapeseed (RS)	64	26	146.15%	2,708	3,816	-29.04%
Ferrosilicon (SF)	1,487,846	9,714,684	-84.68%	43,126,418	32,556,420	32.47%
Silicon Manganese (SM)	2,659,736	6,289,508	-57.71%	37,712,020	49,842,414	-24.34%
Sugar (SR)	9,521,580	7,873,938	20.93%	128,009,610	122,146,396	4.80%
PTA	42,692,354	16,148,520	164.37%	341,743,104	280,799,378	21.70%
Thermal Coal (TC)			-	0	0	-
Strong Gluten Wheat (WH)	5,402	18,208	-70.33%	214,062	754,988	-71.65%
Strong Gluten Wheat (WS)			-	0	0	-
Hard White Wheat (WT)			-	0	0	-
Thermal Coal (ZC)	5,891,348	4,983,582	18.22%	97,749,198	61,416,366	59.16%
Total	157,433,534	104,409,536	50.78%	1,626,753,174	1,169,155,510	39.14%

Note: 1. Unit: Trading volume in contract; 2. Trading volume includes buying and selling volume; 3. Contract size: 10 tons (WT & ER & SR & OI & RS & RM & MA & AP), 5 tons(CF & TA & RO & SF & SM & CY), 50tons (ME & PM), 20 tons (RI & WH & FG & JR & LR), 200 tons(TC), 100 tons (ZC); 4. EFPs included .

Turnover

	Dec. -18	Dec. -17	Change%	Jan.'- Dec.'2018	Jan.'- Dec.'2017	Change%
Apple (AP)	65,592,641	12,731,045	415.22%	1,880,263,034	12,731,045	14,669.12%
Cotton No.1 (CF)	27,796,299	28,771,951	-3.39%	986,391,473	402,644,898	144.98%
Cotton Yarn (CY)	211,867	30,520	594.19%	40,326,221	2,872,650	1,303.80%

Early Rice (ER)			-	0	0	-
Flat Glass (FG)	7,261,031	21,665,203	-66.49%	141,388,859	221,433,447	-36.15%
Japonica Rice (JR)	1,390	107	1,199.07%	153,746	3,400	4,421.94%
Late Rice (LR)	64,894	63	102,906.35%	6,156,833	2,381	258,481.81%
Methanol (MA)	147,268,808	99,099,461	48.61%	936,852,976	731,483,450	28.08%
Methanol (ME)			-	0	0	-
Rapeseed Oil (OI)	28,205,175	18,555,298	52.01%	465,282,938	347,541,763	33.88%
Common Wheat (PM)	1,231	80	1,438.75%	7,113	2,033	249.88%
Early Rice (RI)	0	67	-100.00%	392,074	11,305	3,368.15%
Rapeseed Meal (RM)	40,285,562	24,548,401	64.11%	508,372,192	370,196,134	37.33%
Rapeseed Oil (RO)			-	0	0	-
Rapeseed (RS)	341	134	154.48%	14,590	19,223	-24.10%
Ferrosilicon (SF)	4,534,260	37,174,984	-87.80%	141,911,728	112,073,682	26.62%
Silicon Manganese(SM)	10,639,294	25,341,381	-58.02%	150,764,245	170,264,551	-11.45%
Sugar (SR)	46,596,938	48,224,142	-3.37%	664,240,289	791,428,635	-16.07%
PTA	129,207,329	43,928,767	194.13%	1,117,408,799	739,310,476	51.14%
Thermal Coal (TC)			-	0	0	-
Strong Gluten Wheat (WH)	26,884	93,241	-71.17%	1,107,745	4,353,945	-74.56%
Strong Gluten Wheat (WS)			-	0	0	-
Hard White Wheat (WT)			-	0	0	-
Thermal Coal (ZC)	33,849,744	32,223,686	5.05%	604,021,909	367,057,563	64.56%
Total	541,543,688	392,388,531	38.01%	7,645,056,764	4,273,430,581	78.90%

Note: 1. Turnover in 10,000 Yuan; 2. Turnover includes buying and selling volume; 3. EFPs included .

Open Interest

	Dec. -18	Dec.-17	Change%	Nov. -2018	Change%
Apple (AP)	267,874	21,360	1,154.09%	371,202	-27.84%
Cotton No.1 (CF)	489,238	358,182	36.59%	524,866	-6.79%
Cotton Yarn (CY)	152	240	-36.67%	1,474	-89.69%
Early Rice (ER)			-		0.00%
Flat Glass (FG)	167,796	489,750	-65.74%	227,084	-26.11%
Japonica Rice (JR)	586	10	5,760.00%	606	-3.30%
Late Rice (LR)	4,432	4	110,700.00%	6,890	-35.67%
Methanol (MA)	1,104,698	666,208	65.82%	1,443,764	-23.48%
Methanol (ME)			-		0.00%
Rapeseed Oil (OI)	372,544	352,096	5.81%	421,966	-11.71%
Common Wheat (PM)	32	2	1,500.00%	38	-15.79%
Early Rice (RI)	2	2	-	2	0.00%

Rapeseed Meal (RM)	663,484	838,430	-20.87%	912,136	-27.26%
Rapeseed Oil (RO)			-		0.00%
Rapeseed (RS)	14	2	600.00%	16	-12.50%
Ferrosilicon (SF)	100,558	208,012	-51.66%	107,126	-6.13%
Silicon Manganese(SM)	95,190	91,562	3.96%	221,588	-57.04%
Sugar (SR)	592,084	629,186	-5.90%	550,660	7.52%
PTA	1,446,382	1,326,266	9.06%	1,558,110	-7.17%
Thermal Coal (TC)			-		0.00%
Strong Gluten Wheat (WH)	1,026	2,834	-63.80%	2,248	-54.36%
Strong Gluten Wheat (WS)			-		0.00%
Hard White Wheat (WT)			-		0.00%
Thermal Coal (ZC)	426,744	323,392	31.96%	452,946	-5.78%
Total	5,732,836	5,307,538	8.01%	6,802,722	-15.73%

Note: 1. Unit: Trading volume in contract; 2. Trading volume includes buying and selling volume; 3. Contract size: 10 tons (WT & ER & SR &OI & RS & RM & MA & AP), 5 tons(CF & TA & RO & SF & SM & CY), 50tons (ME & PM),20 tons (RI & WH & FG & JR & LR) , 200 tons(TC) ,100 tons (ZC) .

Physical Delivery

	Dec.2018 Delivery Volume	Dec.2018 EFPs	Dec.2017 Delivery Volume	Dec.2017 EFPs	Jan.'- Dec.' 2018	Jan.'- Dec.' 2017
AP	264	0			568	
CF					86,176	36,592
CY	0	0			76	
ER						
FG	0	0	2	0	5,086	735
JR					0	0
LR					0	0
MA	0	0	0	0	8,018	12,041
ME						
OI					39,563	29,927
PM					3	1
RI					108	0
RM					13,712	9,308
RO						
RS					0	0
SF	7	0	0	0	11,284	413
SM	0	0	0	0	11,032	6,580
SR					267,289	115,863
TA	140	0	13	0	142,630	142,117
TC						
WH					1,023	2,791

WS							
WT							
ZC	0	0	0	0	45,800	8,600	
Total	411	0	15	0	632,368	364,968	

Note: 1. Unit: Trading volume in contract; 2. Trading volume includes buying and selling volume; 3. Contract size: 10 tons (WT & ER & SR &OI & RS & RM & MA & AP), 5 tons(CF & TA & RO & SF & SM & CY), 50tons (ME & PM),20 tons (RI & WH & FG & JR & LR) , 200 tons(TC) ,100 tons (ZC) .

IV List of Quotations

Contract	Open	High	Low	Close	O.I	Change	Settlement	Volume	Turnover
AP812	11,200.00	11,998.00	0	11,450.00	0	-594	11,358	176	0.2
AP901	11,331.00	11,971.00	11,070.00	11,381.00	1,016	-46,780	11,814	182,522	208.21
AP903	11,549.00	12,048.00	11,055.00	11,476.00	15,558	-7,596	11,522	58,970	67.808
AP905	11,629.00	12,103.00	10,988.00	11,352.00	212,650	-41,128	11,382	5,320,186	6,132.38
AP907	11,930.00	12,470.00	11,247.00	11,472.00	20,396	-612	11,493	85,918	101.163
AP910	7,824.00	7,958.00	7,602.00	7,728.00	14,652	-6,600	7,718	58,110	44.851
AP911	7,784.00	7,852.00	7,537.00	7,625.00	3,080	-540	7,604	4,842	3.688
AP912	7,635.00	7,780.00	7,205.00	7,674.00	522	522	7,659	1,264	0.967
Subtotal					267,874			5,711,988	6,559.26
CF901	14,540.00	14,885.00	13,995.00	14,150.00	57,646	-127,412	14,090	459,820	334.434
CF903	14,875.00	15,375.00	0	14,340.00	576	164	14,340	792	0.584
CF905	15,100.00	15,525.00	14,650.00	14,880.00	358,570	66,926	14,830	2,876,546	2,181.72
CF907	15,585.00	15,600.00	0	15,000.00	1,304	42	14,995	1,234	0.941
CF909	15,550.00	15,980.00	15,080.00	15,335.00	71,142	24,652	15,295	336,484	261.95
CF911	15,065.00	15,290.00	0	15,280.00	0	0	15,300	6	0.005
Subtotal					489,238			3,674,882	2,779.63
CY812	0	0	0	0	0	0	24,100	0	0
CY901	23,600.00	24,640.00	23,120.00	23,830.00	26	-1,362	24,195	17,316	20.608
CY902	23,000.00	24,180.00	0	24,180.00	0	0	23,990	4	0.005
CY903	0	0	0	0	0	0	24,265	0	0
CY904	0	0	0	0	0	0	23,535	0	0
CY905	23,855.00	24,610.00	0	23,780.00	116	42	23,815	472	0.564
CY906	0	0	0	0	2	0	24,070	0	0
CY907	0	0	0	0	4	0	23,075	0	0
CY908	0	0	0	0	0	0	22,805	0	0
CY909	24,800.00	24,800.00	0	24,800.00	2	-2	24,280	2	0.002
CY910	0	0	0	0	2	0	24,480	0	0
CY911	23,815.00	26,455.00	0	24,500.00	0	0	24,485	6	0.007
CY912	0	0	0	0	0	0	24,745	0	0
Subtotal					152			17,800	21.187

FG812	0	0	0	0	0	0	1,357	0	0
FG901	1,289.00	1,340.00	1,285.00	1,296.00	4,828	-139,596	1,301	983,582	257.907
FG902	0	0	0	0	0	0	1,272	0	0
FG903	1,283.00	1,283.00	0	1,258.00	0	-2	1,280	6	0.002
FG904	1,253.00	1,274.00	0	1,274.00	2	0	1,294	38	0.01
FG905	1,230.00	1,313.00	1,226.00	1,294.00	147,608	74,664	1,286	1,764,312	452.93
FG906	1,260.00	1,311.00	0	1,283.00	24	-12	1,292	72	0.018
FG907	1,286.00	1,286.00	0	1,286.00	0	-2	1,286	2	0.001
FG908	1,299.00	1,299.00	0	1,299.00	6	-2	1,298	2	0.001
FG909	1,225.00	1,306.00	1,221.00	1,285.00	15,324	5,660	1,280	59,790	15.235
FG910	1,226.00	1,290.00	0	1,256.00	4	2	1,265	6	0.002
FG911	0	0	0	0	0	0	1,279	0	0
FG912	0	0	0	0	0	0	1,273	0	0
Subtotal					167,796			2,807,810	726.103
JR901	0	0	0	0	0	0	2,775	0	0
JR903	0	0	0	0	0	0	2,898	0	0
JR905	0	0	0	0	0	0	2,997	0	0
JR907	2,851.00	2,864.00	2,837.00	2,856.00	586	-20	2,851	244	0.139
JR909	0	0	0	0	0	0	2,919	0	0
JR911	0	0	0	0	0	0	2,919	0	0
Subtotal					586			244	0.139
LR901	2,634.00	2,634.00	0	2,631.00	0	-28	2,622	28	0.015
LR903	2,657.00	2,661.00	2,620.00	2,627.00	4,340	-2,506	2,630	12,124	6.404
LR905	2,739.00	2,739.00	0	2,634.00	36	22	2,657	74	0.039
LR907	0	0	0	0	2	0	2,712	0	0
LR909	2,558.00	2,619.00	0	2,600.00	4	4	2,600	6	0.003
LR911	2,601.00	2,625.00	0	2,620.00	50	50	2,606	54	0.028
Subtotal					4,432			12,286	6.489
MA812	0	0	0	0	0	0	2,567	0	0
MA901	2,318.00	2,586.00	2,246.00	2,300.00	17,148	-1,029,316	2,287	21,539,540	5,258.71
MA902	2,453.00	2,613.00	0	2,378.00	42	4	2,395	242	0.06
MA903	2,470.00	2,613.00	0	2,360.00	16	-6	2,397	186	0.047
MA904	2,453.00	2,586.00	0	2,409.00	12	0	2,375	418	0.101
MA905	2,390.00	2,603.00	2,306.00	2,388.00	1,043,890	683,612	2,384	38,272,642	9,384.99
MA906	2,403.00	2,611.00	2,327.00	2,403.00	12	6	2,393	2,468	0.606
MA907	2,503.00	2,598.00	0	2,373.00	14	-20,002	2,404	20,106	5.107
MA908	2,479.00	2,601.00	0	2,460.00	10	0	2,460	34	0.009
MA909	2,415.00	2,598.00	2,345.00	2,422.00	43,474	26,588	2,419	313,160	77.186
MA910	2,449.00	2,618.00	0	2,475.00	42	14	2,468	96	0.024
MA911	2,483.00	2,592.00	0	2,426.00	36	32	2,459	158	0.04
MA912	2,511.00	2,530.00	0	2,525.00	2	2	2,525	6	0.002
Subtotal					1,104,698			60,149,056	14,726.88

OI901	6,427.00	6,530.00	6,260.00	6,298.00	48,086	-155,038	6,292	977,842	629.181
OI903	0	0	0	0	6	0	6,549	0	0
OI905	6,595.00	6,710.00	6,407.00	6,435.00	275,092	82,376	6,433	3,117,908	2,055.24
OI907	6,907.00	6,907.00	0	6,845.00	12	0	6,725	32	0.022
OI909	6,731.00	6,848.00	6,583.00	6,607.00	49,348	23,240	6,606	202,758	136.079
OI911	0	0	0	0	0	0	6,678	0	0
Subtotal					372,544			4,298,540	2,820.52
PM901	2,521.00	2,521.00	0	2,217.00	8	-12	2,216	30	0.035
PM903	0	0	0	0	0	0	2,365	0	0
PM905	2,293.00	2,293.00	0	2,286.00	16	6	2,286	14	0.016
PM907	2,389.00	2,422.00	0	2,284.00	8	0	2,284	38	0.044
PM909	2,530.00	2,530.00	0	2,287.00	0	0	2,394	4	0.005
PM911	2,117.00	2,485.00	0	2,485.00	0	0	2,343	20	0.023
Subtotal					32			106	0.123
RI901	0	0	0	0	0	0	2,198	0	0
RI903	0	0	0	0	0	0	2,427	0	0
RI905	0	0	0	0	0	0	2,310	0	0
RI907	0	0	0	0	0	0	2,473	0	0
RI909	0	0	0	0	2	0	2,430	0	0
RI911	0	0	0	0	0	0	2,430	0	0
Subtotal					2			0	0
RM901	2,197.00	2,263.00	1,996.00	2,018.00	3,114	-256,208	2,013	6,117,626	1,340.95
RM903	2,196.00	2,278.00	2,042.00	2,052.00	21,822	-96,102	2,060	105,032	22.851
RM905	2,183.00	2,244.00	2,078.00	2,097.00	509,414	182,764	2,094	11,394,200	2,471.63
RM907	2,213.00	2,250.00	2,061.00	2,112.00	9,142	-69,350	2,097	143,996	31.08
RM908	2,226.00	2,269.00	2,114.00	2,134.00	14,042	-65,082	2,126	106,912	23.473
RM909	2,213.00	2,260.00	2,117.00	2,133.00	84,908	34,982	2,131	554,920	121.371
RM911	2,173.00	2,265.00	2,088.00	2,104.00	21,042	20,344	2,102	79,806	17.199
Subtotal					663,484			18,502,492	4,028.56
RS907	0	0	0	0	0	0	5,271	0	0
RS908	5,508.00	5,508.00	0	5,399.00	6	-2	5,399	14	0.008
RS909	5,513.00	5,513.00	0	5,473.00	8	0	5,411	8	0.004
RS911	4,801.00	5,675.00	0	5,250.00	0	0	5,250	42	0.022
Subtotal					14			64	0.034
SF812	0	0	0	0	0	-14	6,022	0	0
SF901	6,354.00	6,560.00	5,730.00	5,812.00	7,458	-82,608	5,796	877,320	273.428
SF902	0	0	0	0	0	0	5,762	0	0
SF903	0	0	0	0	0	0	5,808	0	0
SF904	0	0	0	0	2	0	5,498	0	0
SF905	6,160.00	6,358.00	5,674.00	5,732.00	90,802	74,494	5,724	603,548	177.955
SF906	5,952.00	6,010.00	0	5,892.00	8	6	5,868	18	0.005
SF907	0	0	0	0	0	0	6,260	0	0
SF908	0	0	0	0	0	0	6,278	0	0

SF909	6,082.00	6,276.00	5,632.00	5,680.00	2,284	1,554	5,676	6,960	2.038
SF910	0	0	0	0	2	0	5,862	0	0
SF911	0	0	0	0	2	0	5,728	0	0
SF912	0	0	0	0	0	0	5,924	0	0
Subtotal					100,558			1,487,846	453.426
SM812	0	0	0	0	0	0	8,114	0	0
SM901	8,260.00	8,582.00	7,914.00	8,020.00	14,876	-169,130	8,042	1,781,340	740.036
SM902	8,000.00	8,228.00	0	7,990.00	4	-36	7,974	68	0.027
SM903	0	0	0	0	2	0	8,164	0	0
SM904	7,652.00	7,652.00	0	7,652.00	240	0	7,534	212	0.081
SM905	7,532.00	7,694.00	7,110.00	7,318.00	76,966	41,020	7,300	868,410	320.313
SM906	7,690.00	7,690.00	0	7,570.00	10	8	7,434	10	0.004
SM907	0	0	0	0	0	0	7,910	0	0
SM908	0	0	0	0	0	0	7,072	0	0
SM909	7,280.00	7,488.00	6,886.00	6,994.00	3,092	1,740	6,992	9,696	3.468
SM910	0	0	0	0	0	0	7,196	0	0
SM911	0	0	0	0	0	0	7,386	0	0
SM912	0	0	0	0	0	0	7,428	0	0
Subtotal					95,190			2,659,736	1,063.93
SR901	4,931.00	5,025.00	4,670.00	4,720.00	11,778	-138,778	4,718	712,898	351.664
SR903	4,918.00	5,040.00	4,682.00	4,716.00	262	70	4,739	704	0.346
SR905	4,917.00	5,025.00	4,664.00	4,700.00	482,064	148,116	4,703	8,270,956	4,043.75
SR907	4,949.00	5,024.00	0	4,715.00	106	-60	4,709	302	0.148
SR909	4,985.00	5,066.00	4,701.00	4,727.00	97,810	32,016	4,734	536,290	263.578
SR911	5,004.00	5,099.00	0	4,784.00	64	60	4,786	430	0.211
Subtotal					592,084			9,521,580	4,659.69
TA812	6,576.00	7,256.00	0	7,196.00	0	-284	7,172	24	0.008
TA901	5,992.00	6,684.00	5,822.00	5,882.00	92,236	-497,874	5,922	2,915,934	927.166
TA902	6,044.00	6,524.00	0	5,700.00	224	200	5,728	558	0.165
TA903	5,858.00	6,394.00	5,674.00	5,696.00	157,782	6,144	5,752	2,009,292	613.162
TA904	6,008.00	6,266.00	0	5,828.00	16	2	5,682	364	0.111
TA905	5,830.00	6,336.00	5,612.00	5,640.00	1,061,698	308,876	5,690	36,596,716	11,031.28
TA906	5,838.00	6,280.00	0	5,620.00	20	-14	5,638	1,168	0.349
TA907	5,814.00	6,302.00	5,558.00	5,584.00	53,436	35,610	5,634	714,428	213.948
TA908	5,850.00	6,228.00	0	5,652.00	28	-16	5,570	80	0.024
TA909	5,802.00	6,278.00	5,500.00	5,524.00	80,184	35,226	5,560	451,004	133.71
TA910	5,764.00	6,204.00	0	5,498.00	180	-32	5,530	338	0.1
TA911	5,768.00	6,252.00	5,468.00	5,498.00	544	400	5,520	2,376	0.688
TA912	6,046.00	6,106.00	0	5,450.00	34	34	5,450	72	0.021
Subtotal					1,446,382			42,692,354	12,920.73
WH901	2,568.00	2,609.00	2,380.00	2,421.00	154	-1,586	2,405	4,236	2.119
WH903	2,326.00	2,326.00	0	2,326.00	2	0	2,331	2	0.001
WH905	2,543.00	2,550.00	0	2,428.00	824	362	2,407	1,136	0.555

WH907	0	0	0	0	0	0	2,404	0	0
WH909	2,505.00	2,537.00	0	2,410.00	46	2	2,410	28	0.014
WH911	0	0	0	0	0	0	2,547	0	0
Subtotal					1,026			5,402	2.688
ZC812	0	0	0	0	0	0	611	0	0
ZC901	592.6	619	565.8	575.2	12,426	-196,624	581	1,326,700	801.974
ZC902	598.8	608.8	0	608	10	-2	595	10	0.006
ZC903	573.2	588.4	564.8	573.2	49,908	-7,704	574	761,258	437.261
ZC904	572.2	575.8	0	561	2	-2	564	18	0.01
ZC905	564.4	579.6	551	561.6	307,800	153,046	562	3,517,066	1,981.73
ZC906	581	581	0	575	4	0	569	34	0.019
ZC907	573	586.8	558.4	569.2	41,570	16,556	571	255,958	146.723
ZC908	586	586	0	572.4	42	4	576	22	0.013
ZC909	570.4	581.6	560.6	567	14,676	8,504	569	29,690	16.9
ZC910	575.2	579.8	0	566	4	2	560	84	0.048
ZC911	579	584	0	570.6	302	18	573	508	0.291
ZC912	0	0	0	0	0	0	570	0	0
Subtotal					426,744			5,891,348	3,384.97
Total					5,732,836			157,433,534	54,154.37

Note: 1. Unit: Trading volume in contract; 2. Turnover :100,000,000 Yuan.

V Daily Settlement Price by Contracts

Strong Gluten Wheat									
Date	901	903	905	907	909	911	Vol	O.I	
2018-12-03	2562	2557	2535	2576	2530	2547	184	2204	
2018-12-04	2563	2558	2520	2561	2505	2547	246	2136	
2018-12-05	2576	2571	2510	2551	2505	2547	182	2122	
2018-12-06	2565	2560	2497	2538	2448	2547	152	2096	
2018-12-07	2582	2577	2487	2528	2448	2547	222	2010	
2018-12-10	2586	2581	2482	2523	2463	2547	204	1978	
2018-12-11	2597	2592	2470	2511	2462	2547	290	1902	
2018-12-12	2596	2591	2470	2510	2462	2547	102	1830	
2018-12-13	2585	2580	2493	2533	2462	2547	250	1744	
2018-12-14	2574	2569	2484	2524	2462	2547	142	1654	
2018-12-17	2563	2558	2460	2500	2462	2547	166	1620	
2018-12-18	2560	2555	2455	2495	2461	2547	140	1586	
2018-12-19	2560	2555	2461	2501	2488	2547	450	1298	
2018-12-20	2553	2548	2452	2492	2444	2547	96	1250	
2018-12-21	2523	2518	2451	2491	2444	2547	116	1230	
2018-12-24	2410	2405	2433	2473	2444	2547	618	1190	
2018-12-25	2400	2326	2438	2473	2444	2547	788	1028	

2018-12-26	2409	2335	2440	2475	2410	2547	134	976
2018-12-27	2408	2334	2404	2438	2410	2547	154	962
2018-12-28	2405	2331	2407	2404	2410	2547	766	1026

Common Wheat								
Date	901	903	905	907	909	911	Vol	O.I
2018-12-03	2424	2365	2293	2304	2350	2306	0	38
2018-12-04	2424	2365	2293	2304	2350	2306	0	38
2018-12-05	2419	2365	2293	2299	2350	2301	18	38
2018-12-06	2419	2365	2293	2299	2350	2301	0	38
2018-12-07	2419	2365	2293	2299	2350	2301	0	38
2018-12-10	2419	2365	2293	2299	2350	2301	0	38
2018-12-11	2419	2365	2293	2299	2350	2301	20	38
2018-12-12	2419	2365	2293	2299	2350	2301	0	38
2018-12-13	2419	2365	2293	2299	2350	2301	0	38
2018-12-14	2480	2365	2293	2299	2409	2359	4	38
2018-12-17	2480	2365	2293	2299	2409	2359	0	38
2018-12-18	2480	2365	2293	2299	2409	2359	0	38
2018-12-19	2480	2365	2293	2299	2409	2359	0	38
2018-12-20	2480	2365	2293	2299	2409	2359	0	38
2018-12-21	2480	2365	2293	2299	2409	2359	0	38
2018-12-24	2457	2365	2272	2389	2503	2451	16	44
2018-12-25	2390	2365	2272	2324	2435	2384	10	44
2018-12-26	2294	2365	2286	2381	2495	2442	12	52
2018-12-27	2217	2365	2286	2285	2395	2344	20	34
2018-12-28	2216	2365	2286	2284	2394	2343	6	32

Early Rice								
Date	901	903	905	907	909	911	Vol	O.I
2018-12-03	2198	2427	2310	2473	2430	2430	0	2
2018-12-04	2198	2427	2310	2473	2430	2430	0	2
2018-12-05	2198	2427	2310	2473	2430	2430	0	2
2018-12-06	2198	2427	2310	2473	2430	2430	0	2
2018-12-07	2198	2427	2310	2473	2430	2430	0	2
2018-12-10	2198	2427	2310	2473	2430	2430	0	2
2018-12-11	2198	2427	2310	2473	2430	2430	0	2
2018-12-12	2198	2427	2310	2473	2430	2430	0	2
2018-12-13	2198	2427	2310	2473	2430	2430	0	2
2018-12-14	2198	2427	2310	2473	2430	2430	0	2
2018-12-17	2198	2427	2310	2473	2430	2430	0	2
2018-12-18	2198	2427	2310	2473	2430	2430	0	2
2018-12-19	2198	2427	2310	2473	2430	2430	0	2
2018-12-20	2198	2427	2310	2473	2430	2430	0	2

2018-12-21	2198	2427	2310	2473	2430	2430	0	2
2018-12-24	2198	2427	2310	2473	2430	2430	0	2
2018-12-25	2198	2427	2310	2473	2430	2430	0	2
2018-12-26	2198	2427	2310	2473	2430	2430	0	2
2018-12-27	2198	2427	2310	2473	2430	2430	0	2
2018-12-28	2198	2427	2310	2473	2430	2430	0	2

Late Rice								
Date	901	903	905	907	909	911	Vol	O.I
2018-12-03	2636	2648	2685	2740	2774	2774	778	6818
2018-12-04	2636	2646	2685	2738	2774	2774	812	6530
2018-12-05	2636	2646	2606	2657	2774	2774	946	6406
2018-12-06	2630	2638	2648	2700	2774	2774	1020	6062
2018-12-07	2638	2646	2648	2708	2774	2774	596	5850
2018-12-10	2636	2644	2648	2706	2774	2774	426	5822
2018-12-11	2632	2640	2648	2702	2774	2774	350	5590
2018-12-12	2634	2642	2648	2704	2774	2774	286	5460
2018-12-13	2633	2641	2648	2703	2774	2774	822	5388
2018-12-14	2630	2638	2648	2700	2774	2774	302	5258
2018-12-17	2630	2638	2648	2700	2589	2774	636	5042
2018-12-18	2631	2639	2648	2701	2589	2774	824	4874
2018-12-19	2636	2644	2648	2706	2589	2772	1310	4924
2018-12-20	2625	2633	2648	2695	2589	2772	470	4692
2018-12-21	2635	2643	2648	2705	2589	2772	492	4640
2018-12-24	2630	2638	2648	2700	2600	2784	400	4588
2018-12-25	2629	2637	2647	2699	2600	2783	636	4434
2018-12-26	2633	2641	2647	2703	2600	2787	170	4412
2018-12-27	2630	2638	2664	2720	2600	2606	458	4476
2018-12-28	2622	2630	2657	2712	2600	2606	552	4432

Japonica Rice								
Date	901	903	905	907	909	911	Vol	O.I
2018-12-03	2780	2903	3002	2856	2919	2919	24	606
2018-12-04	2780	2903	3002	2856	2919	2919	2	606
2018-12-05	2779	2902	3001	2855	2919	2919	6	606
2018-12-06	2778	2901	3000	2854	2919	2919	8	606
2018-12-07	2771	2894	2993	2847	2919	2919	12	604
2018-12-10	2769	2892	2991	2845	2919	2919	2	602
2018-12-11	2767	2890	2989	2843	2919	2919	26	604
2018-12-12	2772	2895	2994	2848	2919	2919	14	600
2018-12-13	2770	2893	2992	2846	2919	2919	14	598
2018-12-14	2770	2893	2992	2846	2919	2919	6	598

2018-12-17	2770	2893	2992	2846	2919	2919	4	596
2018-12-18	2769	2892	2991	2845	2919	2919	2	594
2018-12-19	2767	2890	2989	2843	2919	2919	6	592
2018-12-20	2770	2893	2992	2846	2919	2919	14	590
2018-12-21	2768	2891	2990	2844	2919	2919	8	586
2018-12-24	2769	2892	2991	2845	2919	2919	14	584
2018-12-25	2770	2893	2992	2846	2919	2919	20	584
2018-12-26	2773	2896	2995	2849	2919	2919	16	580
2018-12-27	2780	2903	3002	2856	2919	2919	30	580
2018-12-28	2775	2898	2997	2851	2919	2919	16	586

Cotton No. 1								
Date	901	903	905	907	909	911	Vol	O.I
2018-12-03	14755	14940	15365	15590	15865	15800	340560	531352
2018-12-04	14655	14785	15205	15340	15620	15800	219974	510142
2018-12-05	14620	14795	15190	15350	15660	15800	140020	507410
2018-12-06	14610	14795	15210	15395	15675	15800	135376	506728
2018-12-07	14560	14795	15165	15345	15630	15800	115764	506190
2018-12-10	14635	14950	15295	15480	15750	15800	226354	516544
2018-12-11	14685	14995	15355	15520	15820	15800	177440	519950
2018-12-12	14715	14995	15400	15570	15865	15800	123152	514556
2018-12-13	14615	15000	15315	15540	15790	15800	148750	514896
2018-12-14	14595	14935	15310	15555	15785	15800	163336	511820
2018-12-17	14615	14920	15355	15550	15825	15800	130914	515496
2018-12-18	14580	14870	15285	15440	15755	15800	177360	506844
2018-12-19	14510	14835	15190	15385	15660	15800	145424	503270
2018-12-20	14545	14880	15265	15520	15730	15800	209680	498154
2018-12-21	14520	14800	15225	15395	15715	15800	152704	501106
2018-12-24	14355	14630	15050	15175	15500	15180	244916	521068
2018-12-25	14140	14335	14840	15110	15260	15280	348472	510004
2018-12-26	14060	14310	14770	14955	15215	15280	146352	502178
2018-12-27	14155	14385	14860	15070	15325	15300	183356	491882
2018-12-28	14090	14340	14830	14995	15295	15300	144978	489238

Cotton Yarn															
Date	812	901	902	903	904	905	906	907	908	909	910	911	912	Vol	O. I
2018-12-03	24055	23785	23590	23805	23150	24105	24310	23315	23025	24800	24135	24800		2646	1520
2018-12-04	24135	23865	23670	23885	23230	23790	23990	23010	22725	24800	24135	24800		1952	1586
2018-12-05	23885	23620	23425	23640	22990	23715	23915	22935	22655	24720	24135	24800		1722	1296
2018-12-06	24030	23765	23570	23785	23130	23715	24060	23075	22795	24720	24135	24800		1040	1298
2018-12-07	24040	23775	23580	23795	23140	23440	23780	22805	22530	24720	24135	24800		752	1320
2018-12-10	24175	23910	23715	23930	23270	23950	24295	23300	23020	24720	24150	24800		870	1210

2018-12-11	24090	23825	23630	23845	23185	24140	24490	23485	23205	24720	24240	24800		678	1178
2018-12-12	24135	23870	23675	23890	23230	24140	24535	23530	23250	24720	24250	24800		432	1154
2018-12-13	24000	23735	23540	23755	23100	24140	24395	23395	23120	24580	24290	24800		1514	1094
2018-12-14	24100	23835	23640	23855	23195	24085	24340	23340	23065	24525	24290	24800		568	1002
2018-12-17		23940	23745	23960	23295	23985	24240	23245	22970	24525	24340	24800	24800	882	848
2018-12-18		23870	23675	23890	23225	24150	24405	23405	23130	24525	24340	24800	24970	570	734
2018-12-19		23820	23625	23890	23175	23980	24235	23240	22965	24525	24340	24800	24795	596	652
2018-12-20		23810	23615	23880	23165	24085	24340	23340	23065	24525	24340	24800	24795	644	514
2018-12-21		23750	23555	23820	23105	24035	24290	23290	23015	24525	24290	24800	24745	504	492
2018-12-24		23605	23410	23675	22965	23855	24110	23115	22845	24525	24290	25135	24745	578	448
2018-12-25		23435	23240	23505	22800	23630	23885	22895	22630	24295	24290	24500	24745	388	428
2018-12-26		23740	23540	23810	23095	23635	23890	22900	22635	24295	24295	24500	24745	598	314
2018-12-27		24270	24065	24340	23610	23830	24085	23090	22820	24295	24495	24500	24745	562	236
2018-12-28		24195	23990	24265	23535	23815	24070	23075	22805	24280	24480	24485	24745	304	152

Rapeseed						
Date	907	908	909	911	Vol	0. I
2018-12-03	5271	5391	5468	5599	12	16
2018-12-04	5271	5399	5468	5599	2	14
2018-12-05	5271	5399	5468	5599	0	14
2018-12-06	5271	5399	5468	5599	0	14
2018-12-07	5271	5399	5468	5599	0	14
2018-12-10	5271	5399	5464	5599	4	14
2018-12-11	5271	5399	5464	5599	0	14
2018-12-12	5271	5399	5464	5599	0	14
2018-12-13	5271	5399	5464	5599	0	14
2018-12-14	5271	5399	5411	5263	10	16
2018-12-17	5271	5399	5411	5350	2	14
2018-12-18	5271	5399	5411	5350	0	14
2018-12-19	5271	5399	5411	5350	0	14
2018-12-20	5271	5399	5411	5350	0	14
2018-12-21	5271	5399	5411	5350	0	14
2018-12-24	5271	5399	5411	5350	0	14
2018-12-25	5271	5399	5411	5353	14	22
2018-12-26	5271	5399	5411	5212	16	18
2018-12-27	5271	5399	5411	5250	4	14
2018-12-28	5271	5399	5411	5250	0	14

Rapeseed Oil								
Date	901	903	905	907	909	911	Vol	0. I
2018-12-03	6408	6512	6575	6803	6708	6671	285074	420954
2018-12-04	6385	6512	6559	6831	6684	6671	253308	414224

2018-12-05	6420	6512	6598	6781	6719	6671	252202	420710
2018-12-06	6456	6581	6632	6830	6753	6709	358528	435892
2018-12-07	6491	6581	6669	6835	6795	6722	308088	431248
2018-12-10	6493	6581	6673	6835	6806	6722	244268	441010
2018-12-11	6461	6581	6642	6835	6778	6722	232140	432996
2018-12-12	6484	6611	6667	6786	6803	6753	195030	440064
2018-12-13	6500	6611	6680	6869	6824	6755	157814	438124
2018-12-14	6462	6611	6629	6859	6778	6755	239096	423392
2018-12-17	6435	6611	6597	6859	6760	6755	176548	415908
2018-12-18	6450	6611	6607	6792	6746	6755	174440	420966
2018-12-19	6463	6611	6629	6792	6767	6755	196028	417712
2018-12-20	6434	6596	6582	6862	6723	6755	380862	392648
2018-12-21	6387	6577	6534	6791	6684	6742	131158	391730
2018-12-24	6365	6560	6521	6778	6668	6738	145780	383458
2018-12-25	6337	6560	6487	6726	6633	6686	143160	369680
2018-12-26	6311	6560	6462	6726	6623	6686	114860	365562
2018-12-27	6294	6558	6442	6725	6621	6678	189298	378524
2018-12-28	6292	6549	6433	6725	6606	6678	120858	372544

Rapeseed Meal									
Date	901	903	905	907	908	909	911	VoI	O. I
2018-12-03	2180	2203	2188	2199	2232	2217	2185	1588924	855120
2018-12-04	2178	2193	2181	2185	2210	2208	2176	1368390	833548
2018-12-05	2182	2221	2192	2180	2229	2220	2177	1311934	825606
2018-12-06	2237	2268	2231	2234	2257	2250	2202	1158904	817294
2018-12-07	2235	2250	2230	2237	2249	2250	2207	959634	798238
2018-12-10	2228	2259	2216	2221	2230	2241	2197	957350	761206
2018-12-11	2232	2245	2215	2226	2231	2235	2201	788432	747586
2018-12-12	2214	2231	2217	2230	2251	2238	2206	809370	770470
2018-12-13	2188	2208	2221	2226	2237	2239	2196	833126	779894
2018-12-14	2108	2139	2181	2165	2243	2214	2171	1574360	879580
2018-12-17	2086	2122	2171	2167	2201	2202	2164	810394	874316
2018-12-18	2110	2141	2167	2166	2200	2198	2161	740594	857496
2018-12-19	2131	2161	2172	2173	2202	2202	2169	572138	865268
2018-12-20	2139	2170	2173	2178	2200	2203	2166	584482	852596
2018-12-21	2131	2161	2175	2180	2215	2203	2167	606544	848898
2018-12-24	2107	2123	2136	2123	2168	2164	2132	1101198	940338
2018-12-25	2073	2099	2109	2110	2140	2145	2110	832606	878516
2018-12-26	2069	2100	2110	2115	2143	2143	2116	537686	796746
2018-12-27	2062	2100	2105	2111	2133	2138	2105	709674	754234
2018-12-28	2013	2060	2094	2097	2126	2131	2102	656752	663484

White Sugar

Date	901	903	905	907	909	911	Vol	O.I
2018-12-03	4932	4923	4924	4949	4994	5046	441474	548118
2018-12-04	4922	4890	4881	4904	4952	5030	733440	567064
2018-12-05	4927	4887	4880	4902	4953	4994	423908	564702
2018-12-06	4938	4906	4900	4916	4964	5000	396482	557846
2018-12-07	4948	4916	4925	4930	4986	5042	447362	558138
2018-12-10	4963	4959	4946	4954	5002	5042	349534	555792
2018-12-11	4928	4941	4913	4935	4969	5008	352942	544304
2018-12-12	4932	4942	4913	4935	4965	5008	254074	538158
2018-12-13	4939	4972	4917	4935	4967	5008	343212	530356
2018-12-14	4961	4971	4955	4966	5001	5038	603502	535798
2018-12-17	4983	5003	4979	4987	5027	5091	438010	571776
2018-12-18	5007	5022	5006	5016	5046	5098	521618	583360
2018-12-19	4992	4989	4986	4999	5029	5072	439688	561096
2018-12-20	4992	5006	4986	5005	5031	5072	343888	557198
2018-12-21	4941	4925	4920	4925	4968	5019	558006	539222
2018-12-24	4902	4881	4854	4863	4900	4943	473942	550648
2018-12-25	4869	4841	4821	4822	4862	4902	425320	554322
2018-12-26	4865	4842	4828	4830	4864	4902	297906	554282
2018-12-27	4847	4822	4790	4810	4824	4918	864980	624782
2018-12-28	4718	4739	4703	4709	4734	4786	812292	592084

Apple										
Date	812	901	903	905	907	910	911	912	Vol	O.I
2018-12-03	11299	11375	11643	11663	12062	7769	7719		373708	362098
2018-12-04	11319	11225	11496	11525	11886	7706	7622		454772	354218
2018-12-05	11409	11405	11670	11693	11994	7726	7626		296752	355902
2018-12-06	11420	11423	11719	11734	12068	7747	7662		308930	353674
2018-12-07	11443	11546	11827	11830	12190	7756	7662		307454	348162
2018-12-10	11575	11543	11802	11823	12193	7734	7641		227236	345432
2018-12-11	11517	11493	11766	11783	12151	7726	7643		308512	344994
2018-12-12	11480	11497	11759	11782	12151	7737	7635		189784	347894
2018-12-13	11480	11394	11640	11634	12017	7705	7604		354538	343300
2018-12-14	11358	11343	11578	11567	11930	7714	7599		225816	338012
2018-12-17		11447	11697	11702	12060	7719	7609	7736	186876	333056
2018-12-18		11450	11666	11675	12044	7707	7598	7703	139180	329032
2018-12-19		11240	11386	11419	11786	7693	7584	7691	396298	325396
2018-12-20		11161	11235	11219	11522	7668	7582	7675	283344	323754
2018-12-21		11257	11254	11229	11443	7669	7584	7652	330864	308620
2018-12-24		11348	11299	11296	11573	7699	7600	7672	214676	309762
2018-12-25		11438	11218	11195	11436	7701	7592	7662	433098	301420
2018-12-26		11519	11380	11323	11552	7703	7596	7665	172588	297220
2018-12-27		11684	11397	11311	11429	7711	7592	7560	250864	286304

2018-12-28		11814	11522	11382	11493	7718	7604	7659	256698	267874
------------	--	-------	-------	-------	-------	------	------	------	--------	--------

Thermal Coal															
Date	812	901	902	903	904	905	906	907	908	909	910	911	912	Vol	O. I
2018-12-03	598	601.2	603	576.8	570.6	570.8	571	577.6	586	573.8	566.4	580.8		488686	430036
2018-12-04	594.6	597.8	603	573	570.6	565.2	571	576	577.6	569.8	567.8	572.4		273258	431956
2018-12-05	594.6	597.8	603	572.2	566	563	571	572.6	577.6	568.4	567.8	571.2		319536	436696
2018-12-06	601.8	605	603.6	575.2	566	565	571	574.6	578	571.6	567.8	573.8		362138	437248
2018-12-07	610.8	614	608	580.6	567	569.8	574.6	579.2	585.2	574.6	567.8	576.8		379010	427330
2018-12-10		615.6	608	582.6	575	573.8	577.6	579.4	588	575.4	567.8	579.6	576.8	287980	433576
2018-12-11		614.6	608	577.6	575.8	567.6	571.2	573.8	584.6	570.4	567.8	573.2	576.8	335456	421418
2018-12-12		614.8	608	579.4	575.8	568.6	572.4	576	584.6	571.4	567.8	575.4	576.8	240886	419932
2018-12-13		614	608	577.6	575.8	566.2	572.4	574.2	584.6	571	567.8	573.4	576.8	245516	407466
2018-12-14		611.2	608	574.4	567.8	563	572.4	573.2	584.6	568.6	567.8	573.8	576.8	306896	411722
2018-12-17		603	608	574.4	567.8	564	572.4	573	582.4	569.8	567.8	572.8	576.8	210226	406128
2018-12-18		595.2	608	570.4	567.8	558.6	572	569.6	575	565.8	565.4	569.8	576.8	321098	429860
2018-12-19		595.8	608	570.2	567.8	561.8	563.4	569.6	580	567.6	565.4	571.8	576.8	228374	417854
2018-12-20		593	608	570.4	567.8	561.8	563.4	570	580	568.4	565.4	571.8	576.8	175296	413242
2018-12-21		591.2	608	568.6	561	561	563.4	570.4	580	568.6	565.4	572.2	576.8	149150	407822
2018-12-24		592.2	608	572.6	565.2	566	565.2	574.2	580	572.2	565.4	574.6	576.8	331330	413150
2018-12-25		585	600.6	569	565.2	559.6	565.2	568.8	574.2	567.4	561	570	571.6	374526	436136
2018-12-26		582.6	594.6	567	564.4	555.4	563.2	565.6	572.4	564.4	559.8	568.6	569.6	279148	449176
2018-12-27		584.2	594.6	572.4	564.4	560.6	563.2	569.6	573.6	567.8	559.8	573	569.6	363352	432566
2018-12-28		581.2	594.6	573.8	564.4	562	569.4	570.8	575.6	569.2	559.8	573	569.6	219486	426744

PTA															
Date	812	901	902	903	904	905	906	907	908	909	910	911	912	Vol	O. I
2018-12-03	6168	6078	6036	5912	6052	5866	5934	5878	5934	5852	5876	5884		1954192	1585116
2018-12-04	6180	6174	6026	5976	6016	5942	5970	5922	5958	5918	5842	5824		1448158	1604640
2018-12-05	6262	6320	6170	6050	5978	6020	5948	5990	5996	5994	6004	6000		2573622	1640594
2018-12-06	6502	6514	6174	6218	6222	6182	6200	6154	6186	6152	6138	6134		2782196	1639942
2018-12-07	6584	6522	6182	6258	6206	6212	6226	6192	6172	6172	6144	6146		3014250	1637458
2018-12-10	6698	6590	6378	6322	6204	6232	6166	6214	6196	6140	6122	6078		2452778	1633514
2018-12-11	6698	6446	6378	6164	6158	6088	6090	6052	6006	6004	6002	5960		2033542	1602206
2018-12-12	6602	6458	6378	6184	6158	6108	6122	6028	6006	6010	6018	5996		1687956	1619918
2018-12-13	6910	6448	6378	6174	6150	6092	6066	6042	6006	5990	5994	5990		1889202	1574862
2018-12-14	7172	6492	6460	6248	6216	6170	6166	6116	6092	6054	6068	6044		1898504	1554620
2018-12-17		6516	6460	6294	6208	6214	6182	6150	6118	6080	6088	6054	6046	1401228	1540064
2018-12-18		6536	6458	6296	6238	6222	6182	6144	6118	6070	6078	6024	6044	1729782	1489700
2018-12-19		6480	6454	6254	6234	6178	6104	6080	6074	6018	5990	5984	6040	2028916	1467774
2018-12-20		6444	6398	6248	6182	6160	6104	6094	6038	6010	5960	5958	5976	1659430	1453492
2018-12-21		6330	6286	6108	6142	6044	5918	5994	5962	5930	5896	5892	5946	2698632	1588622

2018-12-24		6240	6094	5990	5950	5940	5940	5868	5854	5832	5854	5794	5838	1749162	1572288
2018-12-25		6102	5934	5846	5788	5788	5850	5714	5652	5680	5656	5648	5634	2210978	1546128
2018-12-26		6066	5948	5856	5788	5792	5784	5736	5652	5674	5680	5654	5630	1445216	1499510
2018-12-27		6106	5884	5894	5840	5834	5862	5758	5652	5694	5718	5668	5728	2835640	1442392
2018-12-28		5922	5728	5752	5682	5690	5638	5634	5570	5560	5530	5520	5450	3198970	1446382

Methanol																
Date	812	901	902	903	904	905	906	907	908	909	910	911	912	Vol	0. I	
2018-12-03	2474	2360	2453	2430	2465	2424	2419	2443	2450	2438	2470	2449		3982588	1688472	
2018-12-04	2510	2394	2484	2422	2486	2468	2451	2500	2500	2481	2557	2493		4523202	1479546	
2018-12-05	2583	2464	2493	2531	2529	2529	2555	2552	2535	2533	2568	2560		4652018	1534942	
2018-12-06	2590	2471	2564	2566	2545	2548	2518	2565	2576	2550	2575	2560		3202938	1371510	
2018-12-07	2621	2501	2547	2574	2560	2548	2551	2570	2576	2550	2595	2554		4265610	1398668	
2018-12-10	2645	2524	2602	2552	2586	2556	2572	2575	2544	2552	2606	2554		3772548	1268920	
2018-12-11	2547	2444	2528	2486	2519	2461	2477	2480	2489	2467	2486	2516		2851164	1306106	
2018-12-12	2528	2393	2448	2437	2477	2443	2456	2463	2486	2459	2486	2494		3529374	1422500	
2018-12-13	2536	2423	2459	2485	2477	2451	2451	2463	2486	2474	2524	2507		3108772	1228028	
2018-12-14	2567	2433	2494	2501	2505	2481	2520	2497	2515	2503	2541	2539		2445254	1187180	
2018-12-17		2438	2539	2532	2491	2489	2484	2507	2555	2515	2538	2550	2539	2082756	1138660	
2018-12-18		2431	2448	2508	2538	2482	2524	2503	2525	2509	2538	2530	2539	2457890	1172852	
2018-12-19		2411	2461	2508	2483	2466	2475	2503	2525	2490	2540	2501	2539	2588782	1163180	
2018-12-20		2417	2467	2493	2496	2481	2495	2503	2525	2504	2565	2509	2539	2381540	1101436	
2018-12-21		2407	2467	2493	2479	2468	2513	2491	2507	2496	2523	2538	2521	2918866	1254904	
2018-12-24		2377	2462	2484	2463	2427	2442	2454	2478	2456	2513	2493	2521	2367232	1282690	
2018-12-25		2300	2462	2360	2340	2353	2339	2368	2393	2379	2442	2419	2446	2709112	1279542	
2018-12-26		2287	2462	2360	2358	2336	2345	2373	2393	2369	2432	2426	2446	1555862	1157930	
2018-12-27		2329	2498	2392	2375	2392	2394	2404	2460	2428	2476	2450	2446	2799414	1275766	
2018-12-28		2287	2395	2397	2375	2384	2393	2404	2460	2419	2468	2459	2525	1954134	1104698	

Flat Glass																
Date	812	901	902	903	904	905	906	907	908	909	910	911	912	Vol	0. I	
2018-12-03	1357	1308	1257	1264	1251	1248	1260	1223	1236	1241	1226	1225		226898	213582	
2018-12-04	1351	1302	1257	1264	1251	1244	1250	1230	1240	1240	1226	1229		128352	197656	
2018-12-05	1358	1309	1257	1264	1251	1252	1250	1232	1241	1244	1227	1231		120932	203712	
2018-12-06	1361	1312	1257	1264	1251	1251	1250	1233	1241	1241	1227	1231		88144	206362	
2018-12-07	1376	1326	1270	1264	1256	1261	1257	1250	1256	1250	1238	1248		192848	241168	
2018-12-10	1383	1333	1270	1264	1274	1273	1271	1251	1257	1259	1238	1249		145712	221226	
2018-12-11	1364	1315	1270	1264	1274	1268	1261	1251	1257	1256	1238	1249		149322	219798	
2018-12-12	1348	1300	1270	1258	1274	1271	1266	1255	1263	1258	1238	1250		119882	202932	
2018-12-13	1344	1296	1266	1254	1281	1276	1274	1266	1270	1263	1252	1264		148444	205738	
2018-12-14	1357	1295	1265	1253	1293	1288	1285	1278	1281	1275	1263	1273		123864	187004	
2018-12-17		1304	1274	1262	1304	1301	1294	1294	1302	1290	1283	1291	1273	132978	197446	

2018-12-18		1311	1281	1269	1304	1304	1294	1294	1302	1299	1283	1291	1273	148402	197538
2018-12-19		1313	1283	1271	1304	1295	1294	1294	1302	1289	1283	1291	1273	124202	200518
2018-12-20		1316	1286	1274	1304	1296	1295	1294	1302	1290	1283	1291	1273	136722	201060
2018-12-21		1320	1290	1278	1304	1303	1295	1294	1302	1295	1290	1291	1273	127842	206462
2018-12-24		1319	1290	1278	1295	1288	1277	1286	1288	1282	1273	1279	1273	162874	208802
2018-12-25		1311	1282	1278	1294	1279	1283	1286	1288	1274	1256	1279	1273	163508	210148
2018-12-26		1312	1283	1278	1294	1282	1283	1286	1288	1278	1263	1279	1273	98576	194906
2018-12-27		1312	1283	1278	1294	1286	1291	1286	1299	1281	1265	1279	1273	144346	190476
2018-12-28		1301	1272	1280	1294	1286	1292	1286	1298	1280	1265	1279	1273	123962	167796

Ferrosilicon															
Date	812	901	902	903	904	905	906	907	908	909	910	911	912	Vol	0. I
2018-12-03	6134	6370	6322	6322	6032	6116	5604	6076	6052	6072	6246	6120		134226	96102
2018-12-04	6112	6346	6298	6298	6010	6094	5584	6054	6052	6002	6174	6050		82050	82360
2018-12-05	6140	6374	6326	6326	6038	6144	5630	6104	6102	6068	6242	6118		59226	71198
2018-12-06	6140	6292	6246	6246	5960	6126	5614	6086	6102	6026	6200	6076		90820	79034
2018-12-07	6140	6294	6248	6248	5962	6126	5614	6086	6102	6024	6198	6074		81786	73420
2018-12-10	6056	6208	6164	6164	5882	6054	5952	6452	6470	5970	6142	6020		81158	80772
2018-12-11	6106	6258	6214	6214	5930	6024	5924	6420	6438	5960	6132	6010		70904	72504
2018-12-12	6106	6262	6218	6218	5934	6006	5906	6402	6420	5932	6104	5982		61440	80594
2018-12-13	6096	6252	6208	6208	5926	6004	5904	6400	6418	5928	6100	5978		59702	73694
2018-12-14	6022	6176	6134	6134	5854	6012	5912	6410	6428	5938	6110	5988		63574	78092
2018-12-17		6068	6028	6028	5752	5966	5868	6362	6380	5902	6074	5952	5952	77872	82452
2018-12-18		6120	6080	6080	5802	6044	5946	6446	6464	5972	6146	6024	6024	61748	72752
2018-12-19		6122	6082	6082	5804	6028	6010	6516	6534	5944	6118	5996	5996	43726	68404
2018-12-20		6036	5998	5998	5722	6002	6010	6488	6506	5926	6118	5978	5978	66338	75164
2018-12-21		6044	6006	6006	5730	5974	5990	6458	6476	5890	6082	5942	5942	56806	77404
2018-12-24		6122	6084	6084	5804	5894	5910	6372	6390	5820	6010	5872	5942	68682	81710
2018-12-25		6130	6092	6092	5812	5830	5910	6304	6322	5760	5948	5812	5942	72650	82300
2018-12-26		6118	6080	6080	5802	5810	5584	5956	5974	5746	5934	5798	5942	61720	93148
2018-12-27		5932	5896	5896	5626	5748	5892	6286	6304	5690	5876	5742	5938	134104	109490
2018-12-28		5796	5762	5762	5498	5724	5868	6260	6278	5676	5862	5728	5924	59314	100558

Silicon Manganese															
Date	812	901	902	903	904	905	906	907	908	909	910	911	912	Vol	0. I
2018-12-03	8126	8294	7980	8316	7214	7472	7232	7722	7164	7250	7326	7640		263946	203260
2018-12-04	8134	8302	8000	8338	7232	7426	7188	7674	7164	7202	7326	7590		187588	187326
2018-12-05	8238	8408	8000	8444	7666	7586	7344	7840	7164	7370	7498	7768		173686	179484
2018-12-06	8232	8402	8000	8438	7666	7590	7348	7844	7164	7368	7496	7766		157304	183822
2018-12-07	8320	8492	7762	8188	7438	7600	7358	7854	7174	7306	7496	7702		191552	177608
2018-12-10	8274	8444	8092	8536	7754	7516	7278	7768	7096	7252	7442	7700		136632	173934
2018-12-11	8264	8434	8082	8526	7746	7490	7254	7742	7072	7238	7428	7686		138584	171320

2018-12-12	8234	8402	8082	8494	7718	7500	7526	8032	7338	7208	7398	7654		150456	177192
2018-12-13	8194	8360	8082	8452	7680	7480	7506	8012	7318	7220	7410	7668		189748	168924
2018-12-14	8114	8278	8144	8370	7606	7460	7486	7992	7298	7184	7374	7630		118116	152018
2018-12-17		8094	8200	8428	7658	7430	7456	7960	7270	7170	7360	7616	7616	144892	150076
2018-12-18		8100	8206	8434	7664	7436	7450	7966	7276	7174	7364	7620	7616	83794	129520
2018-12-19		8086	8192	8420	7652	7396	7386	7924	7238	7138	7328	7582	7578	74318	125900
2018-12-20		7992	8098	8322	7652	7350	7386	7876	7194	7098	7288	7540	7536	105638	123254
2018-12-21		7968	8074	8298	7630	7330	7386	7856	7174	7084	7274	7526	7522	74996	115354
2018-12-24		8108	8008	8230	7568	7226	7386	7746	7072	7002	7190	7440	7436	97618	123754
2018-12-25		8140	8040	8262	7598	7186	7374	7704	7072	6934	7120	7368	7364	105412	121846
2018-12-26		8134	8034	8256	7592	7280	7470	7806	7072	6992	7180	7368	7426	74838	120386
2018-12-27		8104	8034	8226	7592	7300	7570	7910	7072	6976	7180	7368	7410	114750	107336
2018-12-28		8042	7974	8164	7534	7300	7434	7910	7072	6992	7196	7386	7428	75868	95190

Note: 1. Price: Yuan/Ton; 2. Trading volume and Month-end open interest in contract; 3. Trading volume and Month-end open interest include buying and selling volume; 4. EFPs included.

VI Announcements

ZCE's Announcement on Adjustment of Appointed Delivery Factory Warehouses for Flat Glass Futures

(2018) No. 79

Upon prudent consideration, Zhengzhou Commodity Exchange has adjusted appointed delivery factory warehouses for Flat Glass futures, now relevant information is announcement as follows:

1. Hubei Sanxia New Building Materials Co., Ltd has been added as appointed delivery factory warehouse for Flat Glass futures, which shall start execute delivery business since the date of announcement. Basic information is as follows:

Warehouse name abbreviation: Sanxia New Building Materials

Warehouse code: 0924

Warehouse address: No. 1, Chezhan road, Economic and technological development zone, Dangyang, Hubei

Postcode: 444105

Contact: Jianghua Zhao

Tel: 15872504445 0717-3283898

Fax: 0717-3280966

Price Correction between the Flat Glass delivery warehouse receipt and futures price by ton: 0 Yuan/ton

2. Delivery business in Hebei Run'an Building Materials Co., ltd, appointed delivery factory warehouses for Flat Glass futures, has been suspended, which shall be executed since the date of announcement.

December 7th, 2018

ZCE's Announcement on Revealing Winners List of Zhengzhou Commodity Exchange First "ZCE Cup" University Students Simulation Trading Competition

(2018) No. 80

Zhengzhou Commodity Exchange first "ZCE Cup" university students simulation trading competition ended successfully. The organizers strictly followed the rules of competition, based on three evaluation indicators, trading, theoretical achievement and activeness, to ensure fairness, the identity of participants and authenticity of the transactions have been further verified, now the list of winners has been selected and made public. Here the official list of winners is announced. There are 10 first prize winners, 20 second prize winners, 60 third prize winners and 100 winning prize winners. Please see the attachment for the list of winners.

Attachment: Winners List of First "ZCE Cup" University Students Simulation Trading Competition

December 18th, 2018

ZCE's Announcement on Adding Appointed Delivery Warehouses for Late Long-grain Non-glutinous Rice Futures

(2018) No. 81

Upon prudent consideration, State Grain Reserves Wannian Depot Co., ltd, Jiangxi Zhangshu National Grain Reserve Storage and Hunan Yongzhou Xiahe National Grain Reserve Storage have been added as appointed delivery warehouses for Late Long-grain Non-glutinous Rice futures, price correction between the Late Long-grain

Non-glutinous Rice delivery warehouse receipt and futures price by ton is 0 Yuan/ton, which shall start execute delivery business for Late Long-grain Non-glutinous Rice futures since the date of announcement.

Basic information of added delivery warehouses is as follows:

1. State Grain Reserves Wannian Depot Co., ltd

Warehouse name abbreviation: Sinograin Wannian

Warehouse code: 0701

Warehouse address: No. 82, 60 south street, Wannian town, Jiangxi

Postcode: 335500

Contact: Zhifeng Li

Tel: 0793-3889345 15807933601

Fax: 0793-3889388

2. Jiangxi Zhangshu National Grain Reserve Storage

Warehouse name abbreviation: Jiangxi Zhangshu Storage

Warehouse code: 0706

Warehouse address: No. 15, yaodu north street, Zhangshu, Jiangxi

Postcode: 331201

Contact: Xiaoping Liu

Tel: 0795-7119858 13970568889

Fax: 0795-7349257

3. Hunan Yongzhou Xiahe National Grain Reserve Storage

Warehouse name abbreviation: Hunan Yongzhou Xiahe

Warehouse code: 0704

Warehouse address: No. 411, lingling north road, Lengshuitan district, Yongzhou

Postcode: 425000

Contact: Xianji, Jiang

Tel: 0746-8464531 15274655888

Fax: 0746-8466615

December 21st, 2018

ZCE's Announcement on Proposal Solicitation for Cotton Options Contract

(2018) No. 82

In order to fully listen to the opinions of market and further prepare for the listing of Cotton options,

Cotton options contracts are now open to the market for proposals. For Zhengzhou Commodity Exchange Cotton Options Contract (exposure draft) and its drafting instruction see attachment. All parties in the market are welcome to put forward valuable opinions and Suggestions.

Please send your proposals and Suggestions to Zhengzhou Commodity Exchange by fax or email. The deadline is January 3rd, 2019.

Contact: Suyu Bao, Feipeng Li

Tel: 0371-65610625 0371-65613877

Fax: 0371-65610613

Mailbox: options@czce.com.cn

Attachment: Zhengzhou Commodity Exchange Cotton Options Contract (exposure draft) and its drafting instruction

December 28th, 2018

ZCE's Announcement on Name Change of Handan Dongzhihua Logistics Co., Ltd

(2018) No. 83

Quzhou Dongzhihua Biotechnology Co., Ltd, Zhengzhou Commodity Exchange appointed delivery warehouse for Ferrosilicon and Silicon Manganese futures, now

changes its name as Handan Dongzhihua Logistics Co., Ltd.

Contact and information remain unchanged.

December 28th, 2018



郑州商品交易所

Zhengzhou Commodity Exchange

地址：郑州市郑东新区商务外环路30号
网址：<http://www.czce.com.cn>