



Zhengzhou
Commodity Exchange

MONTHLY REPORT

1

Contents

I	Market Summary	2
II	Price Charts of All Products	4
III	Trading Volume, Turnover, Open Interest and Physical Delivery	12
IV	List of Quotations	15
V	Daily Settlement Price by Contracts	19
VI	Announcements.....	27

I Market Summary

Strong Gluten Wheat Futures oscillated down. The dominant contract WH1705 fluctuated within 78 Yuan/ton between 2,965 and 3,043 Yuan/ton, and closed down 30 Yuan/ton or 0.99% at 3,006 Yuan/ton from the price of the last month-end.

Early Long-grain Non-glutinous Rice Futures oscillated with a smaller volume. The dominant contract RI1709 fluctuated within 63 Yuan/ton between 2,670 and 2,733 Yuan/ton, which did not trade at the end of this month.

Late Long-grain Non-glutinous Rice Futures oscillated with a smaller volume. The dominant contract LR1705 fluctuated within 25 Yuan/ton between 2,876 and 2,901 Yuan/ton, which did not trade at the end of this month.

Japonica Rice Futures oscillated with a smaller volume. The dominant contract JR1711 fluctuated within 115 Yuan/ton between 3,167 and 3,282 Yuan/ton, which did not trade at the end of this month.

Cotton Futures oscillated up. The dominant contract CF1705 fluctuated within 890 Yuan/ton between 14,885 and 15,775 Yuan/ton, and closed up 635 Yuan/ton or 4.22% at 15,665 Yuan/ton from the price of the last month-end.

Rapeseed Futures oscillated with a smaller volume. The dominant contract RS1707 fluctuated within 271 Yuan/ton between 4,809 and 5,080 Yuan/ton, and closed down 3 Yuan/ton or 0.06% at 4,965 Yuan/ton from the price of the last month-end.

Rapeseed Oil Futures oscillated with a smaller volume. The dominant contract OI1705 fluctuated within 350 Yuan/ton between 6,986 and 7,336 Yuan/ton, and closed down 114 Yuan/ton or 1.58% at 7,116 Yuan/ton from the price of the last month-end.

Rapeseed Meal Futures oscillated up. The dominant contract RM1705 fluctuated within 212 Yuan/ton between 2,261 and 2,473 Yuan/ton, and closed up 106 Yuan/ton or 4.59% at 2,414 Yuan/ton from the price of the last month-end.

White Sugar Futures oscillated up. The dominant contract SR1705 fluctuated within 298 Yuan/ton between 6,727 and 7,025 Yuan/ton, and closed up 107 Yuan/ton or 1.57% at 6,933 Yuan/ton from the price of the last month-end.

Thermal Coal Futures oscillated up. The dominant contract ZC1705 fluctuated within 57.8 Yuan/ton between 487.2 and 545 Yuan/ton, and closed up 37.6 Yuan/ton or 7.51% at 538.0 Yuan/ton from the price of the last month-end.

PTA Futures oscillated up. The dominant contract TA1705 fluctuated within 412

Yuan/ton between 5,304 and 5,716 Yuan/ton, and closed up 200 Yuan/ton or 3.67% at 5,656 Yuan/ton from the price of the last month-end.

Methanol Futures oscillated up. The dominant contract MA1705 fluctuated within 316 Yuan/ton between 2,632 and 2,948 Yuan/ton, and closed up 198 Yuan/ton or 7.25% at 2,929 Yuan/ton from the price of the last month-end.

Glass Futures rallied up after early loss. The dominant contract FG1705 fluctuated within 157 Yuan/ton between 1,177 and 1,334 Yuan/ton, and closed up 101 Yuan/ton or 8.27% at 1,323 Yuan/ton from the price of the last month-end.

Ferrosilicon Futures oscillated down. The dominant contract SF1705 fluctuated within 420 Yuan/ton between 4,820 and 5,240 Yuan/ton, and closed down 242 Yuan/ton or 4.66% at 4,954 Yuan/ton from the price of the last month-end.

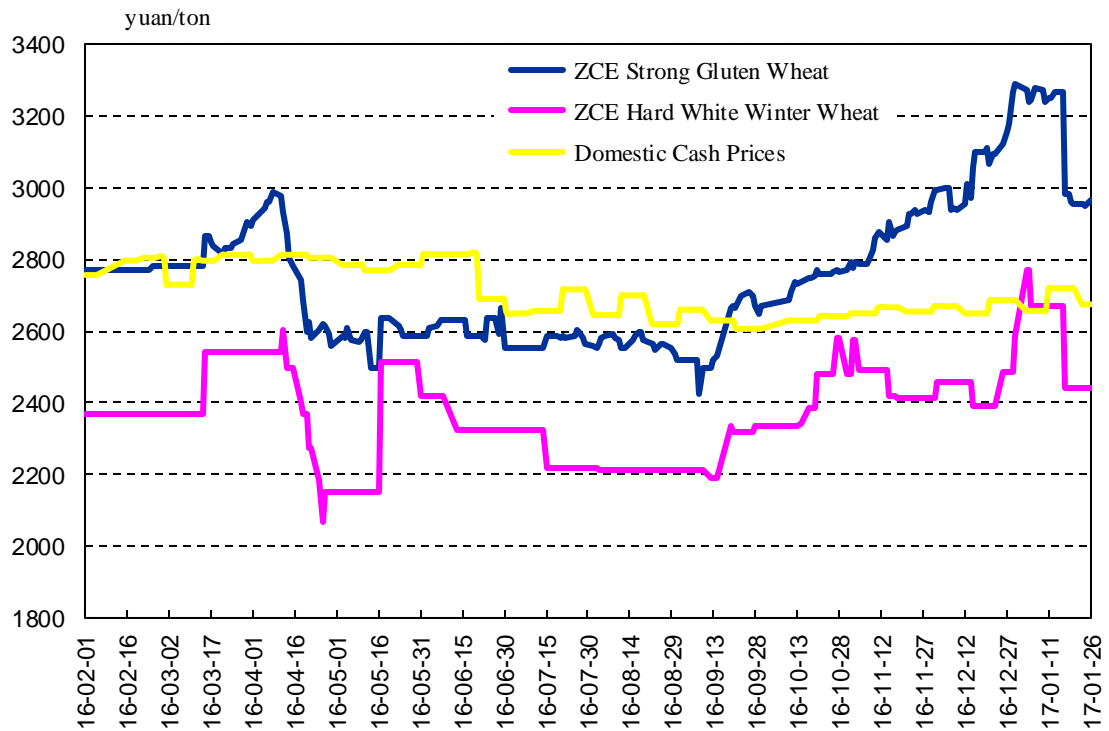
Silicon Manganese Futures oscillated down. The dominant contract SM1705 fluctuated within 714 Yuan/ton between 6,254 and 6,968 Yuan/ton, and closed down 514 Yuan/ton or 7.44% at 6,398 Yuan/ton at the month-end.

The total trading volume of ZCE in this month was 39,694,775 contracts, including 3 contracts of Common Wheat, 41,108 contracts of Strong Gluten Wheat, 102 contracts of Early Long-grain Non-glutinous Rice, 8 contracts of Late Long-grain Non-glutinous Rice, 43 contracts of Japonica Rice, 2,073,593 contracts of Cotton, 371 contracts of Rapeseed, 1,601,172 contracts of Rapeseed Oil, 5,960,162 contracts of Rapeseed Meal, 3,759,090 contracts of White Sugar, 1,043,268 contracts of Thermal Coal Futures, 13,670,249 contracts of PTA, 8,226,022 contracts of Methanol, 2,978,055 contracts of Glass Futures, 23,635 contracts of Ferrosilicon Futures and 317,894 contracts of Silicon Manganese Futures. The month-end open interest was 2,787,189 contracts in total, including 0 contracts of Common Wheat, 8,768 contracts of Strong Gluten Wheat, 16 contracts of Early Long-grain Non-glutinous Rice, 1 contracts of Late Long-grain Non-glutinous Rice, 4 contracts of Japonica Rice, 157,987 contracts of Cotton, 81 contracts of Rapeseed, 175,277 contracts of Rapeseed Oil, 408,436 contracts of Rapeseed Meal, 227,483 contracts of White Sugar, 75,545 contracts of Thermal Coal, 1,367,320 contracts of PTA, 231,585 contracts of Methanol, 109,228 contracts of Glass, 1,703 contracts of Ferrosilicon and 23,755 contracts of Silicon Manganese.

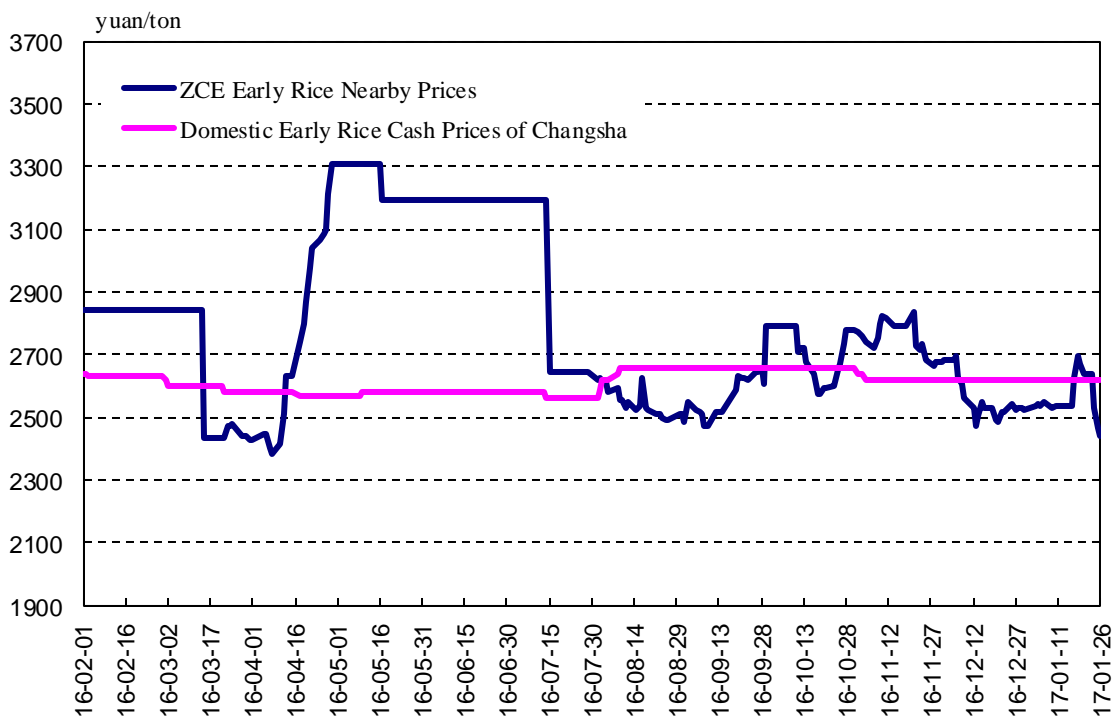
(Note: the trading volume and open interest are counted unilaterally)

II Price Charts of All Products

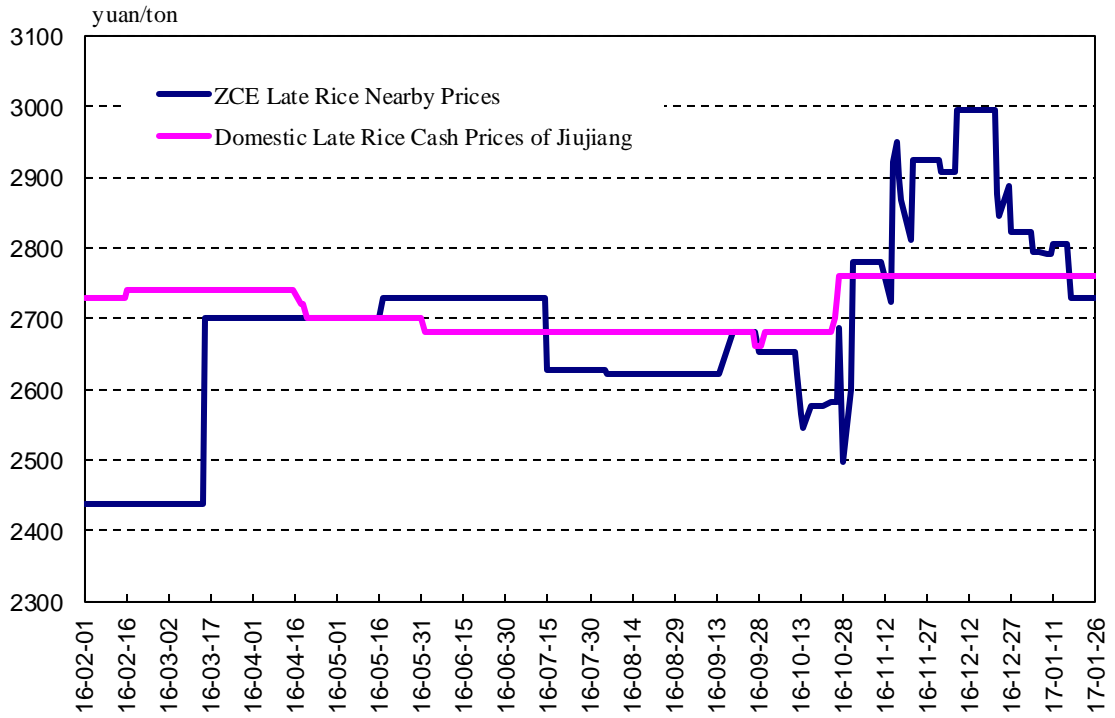
ZCE Wheat Futures Prices vs Domestic Cash Prices Chart



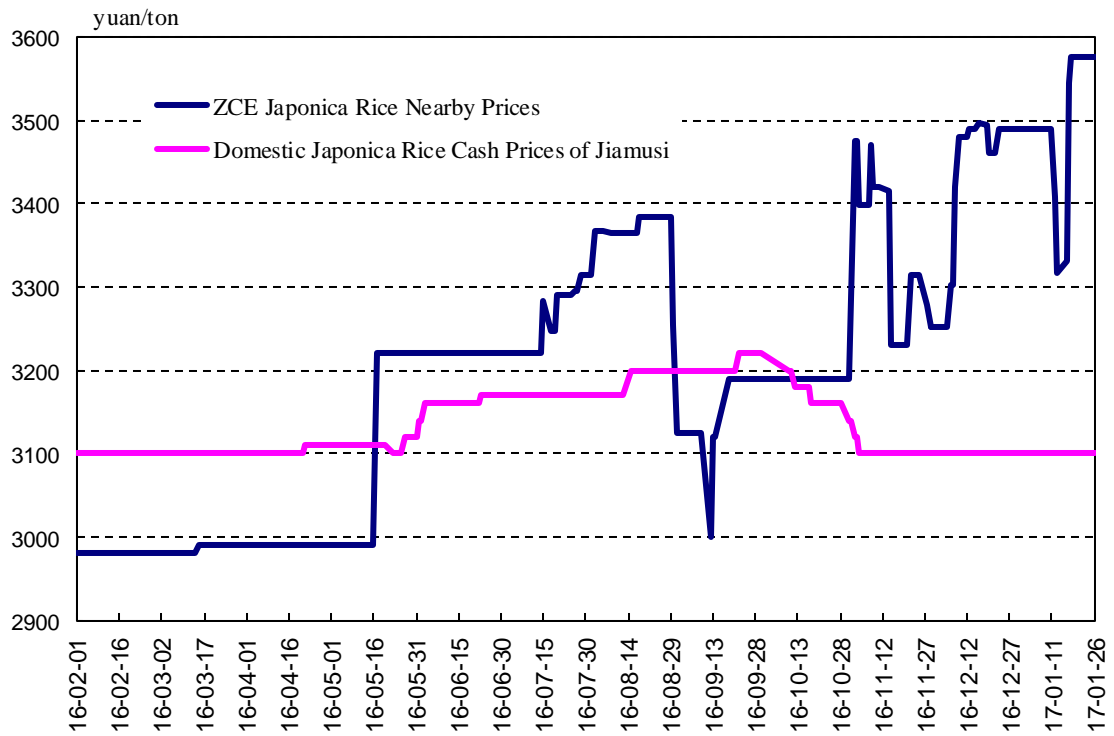
ZCE Early Rice Futures Prices vs Domestic Cash Prices Chart



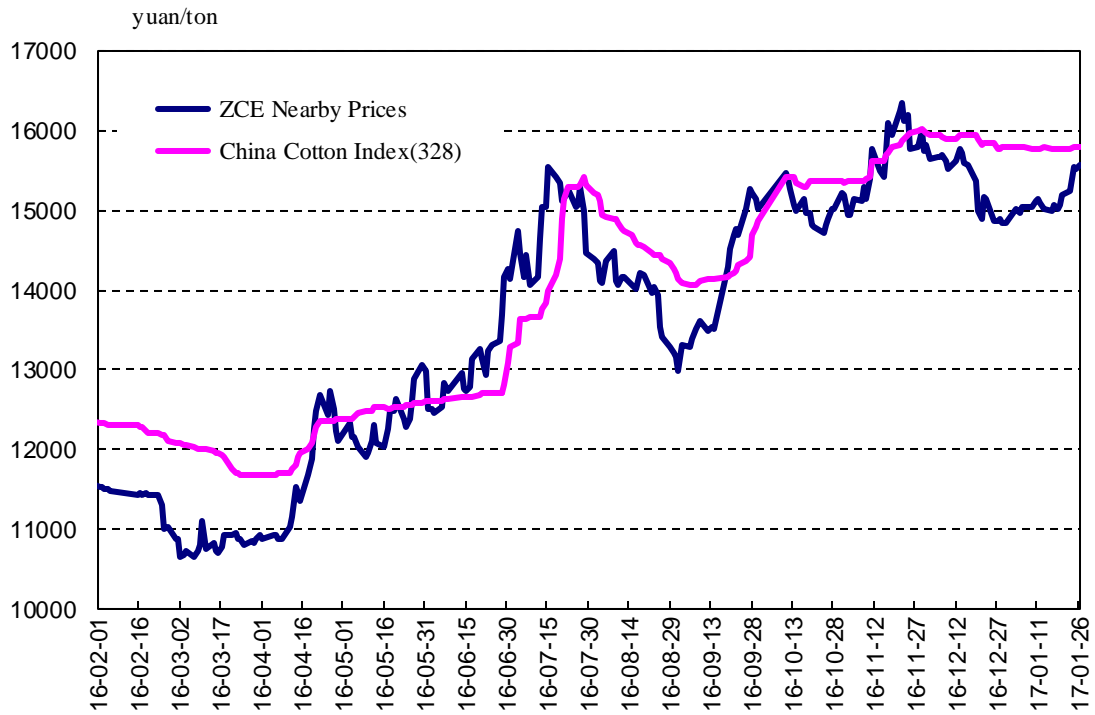
ZCE Late Rice Futures Prices vs Domestic Cash Prices Chart



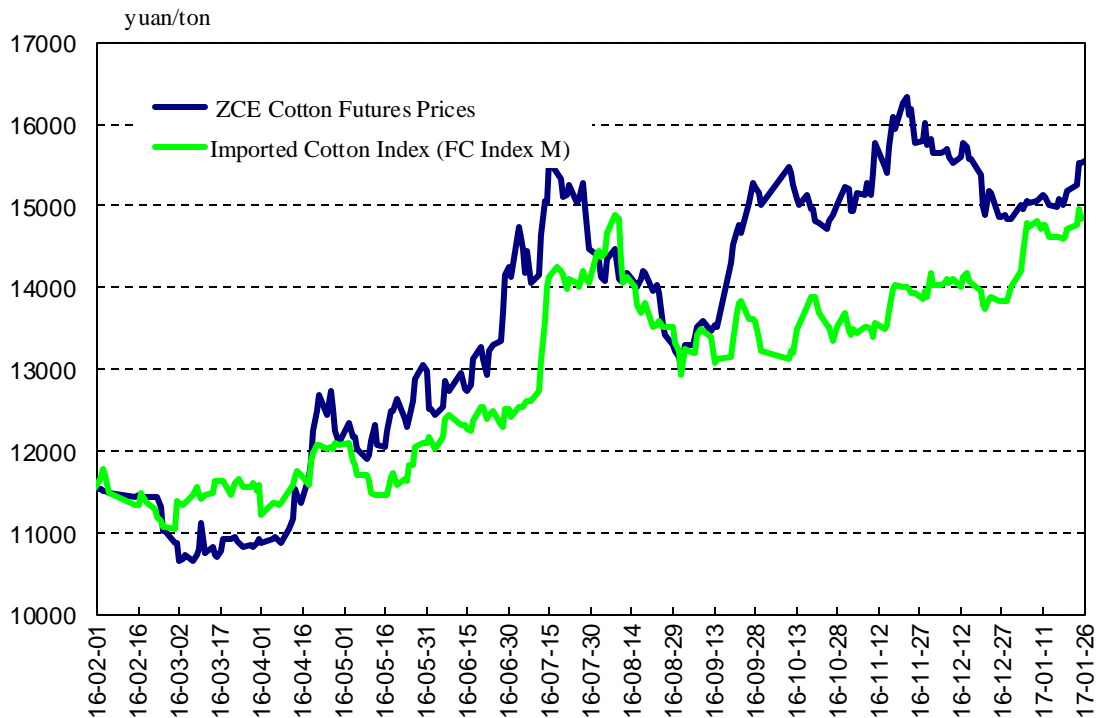
ZCE Japonica Rice Futures Prices vs Domestic Cash Prices Chart



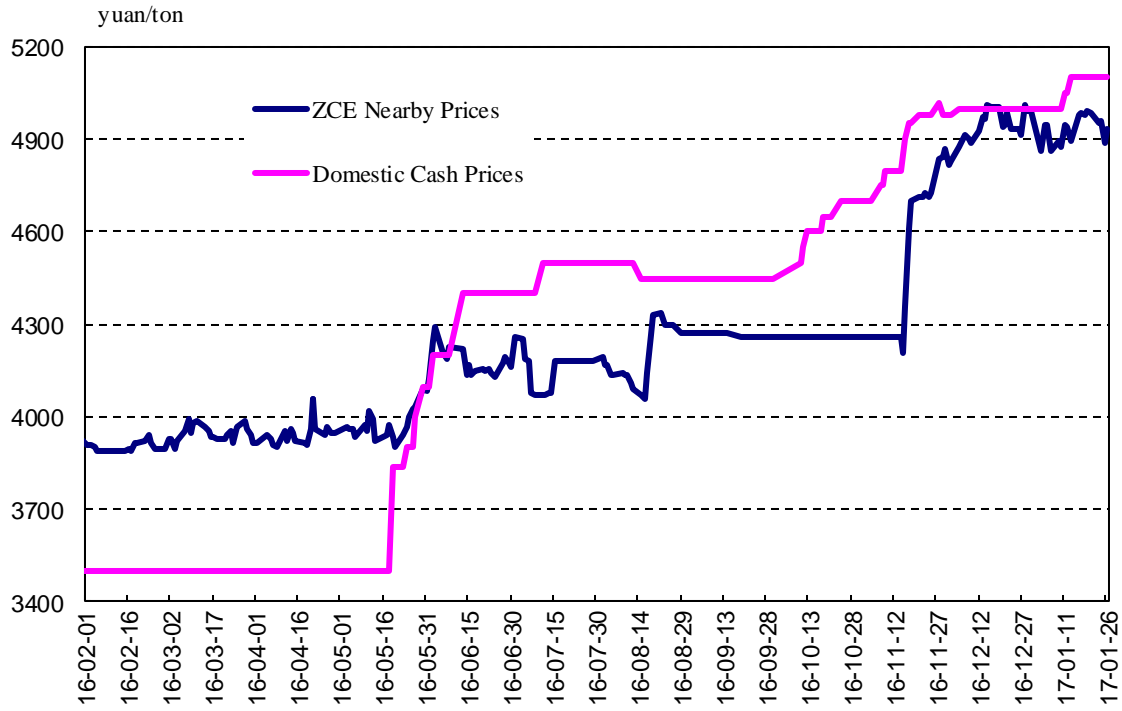
ZCE Cotton Futures vs China Cotton Index Chart



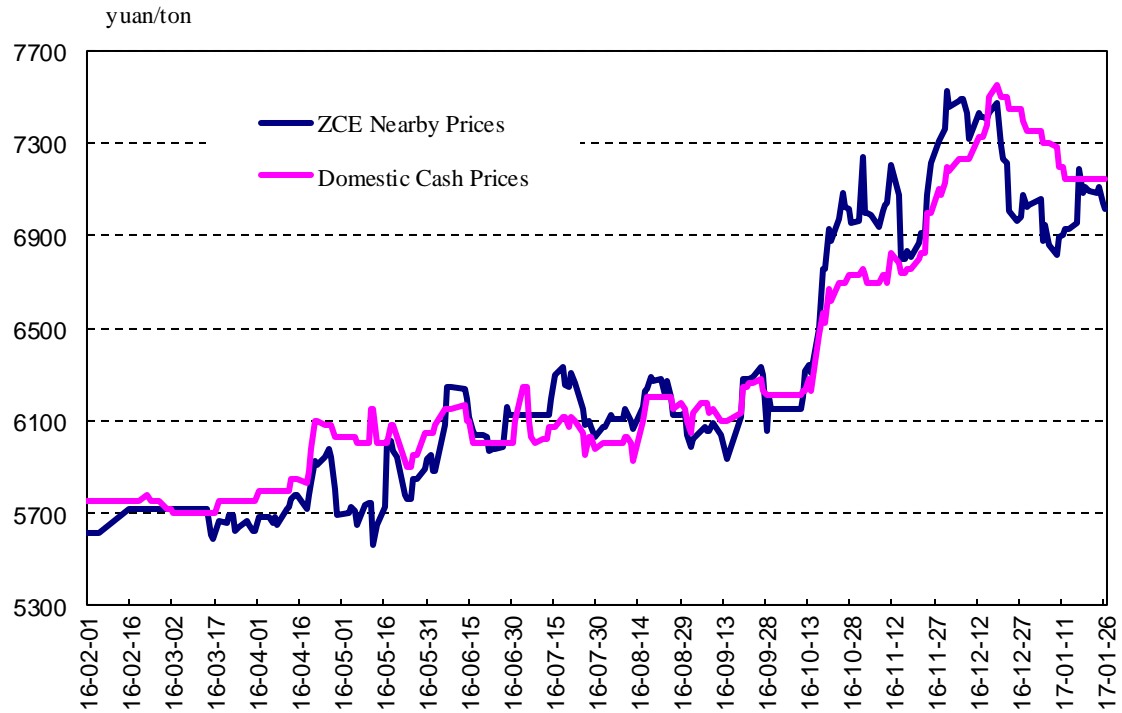
ZCE Cotton Futures Prices vs Imported Cotton Prices



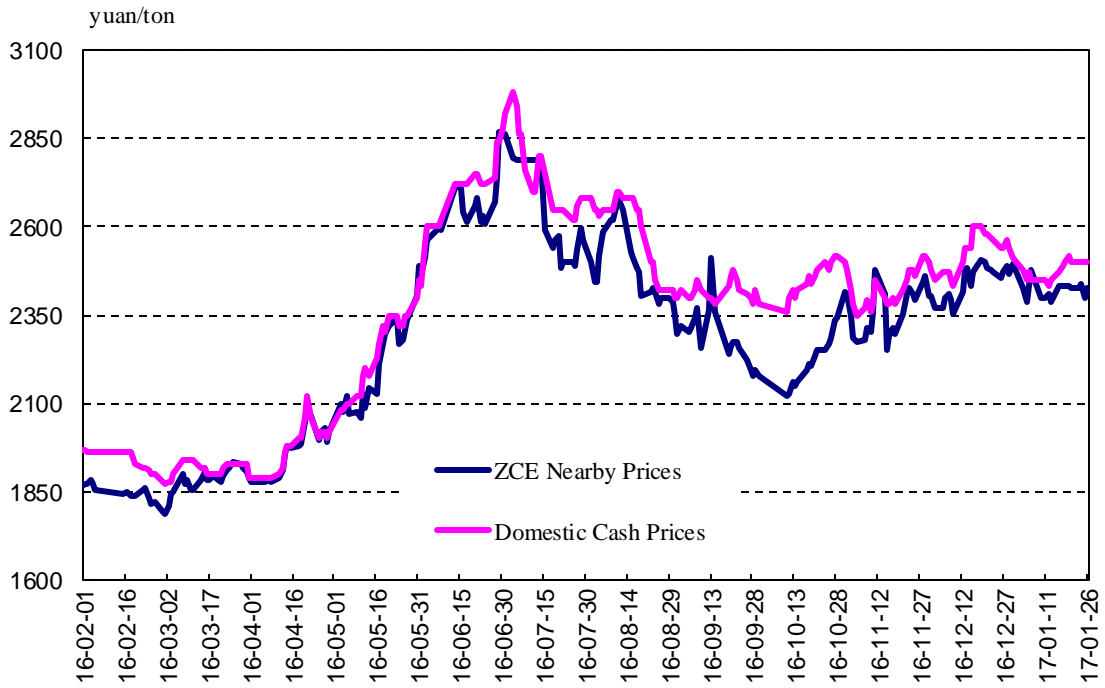
ZCE Rapeseed Futures Prices vs Domestic Cash Prices Chart



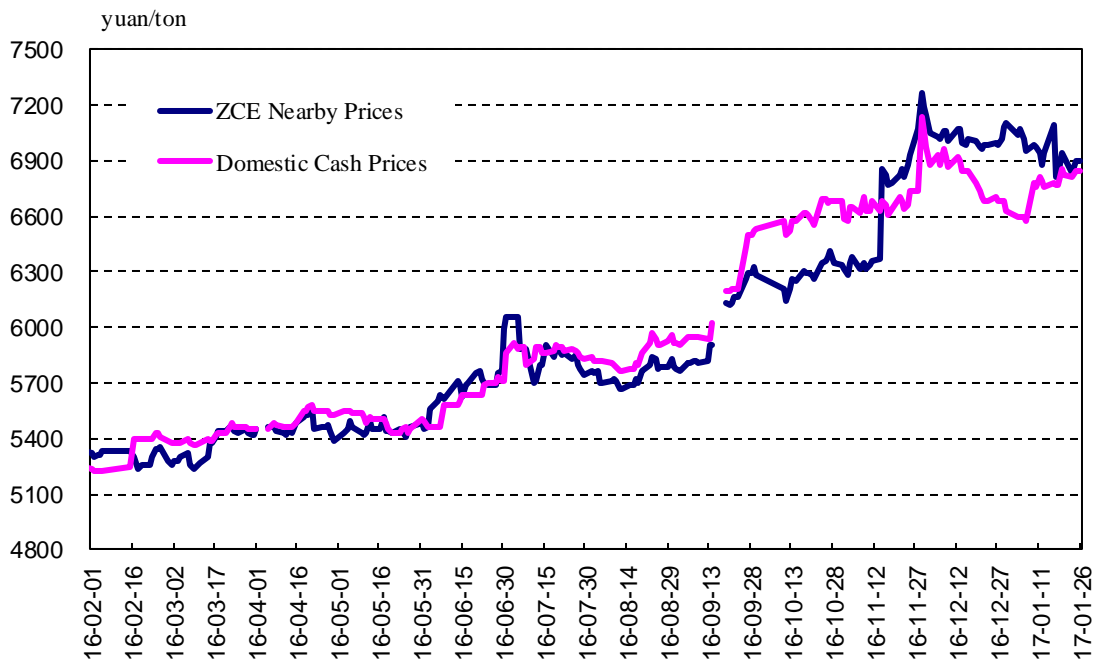
ZCE Rapeseed Oil Futures Prices vs Domestic Cash Prices Chart



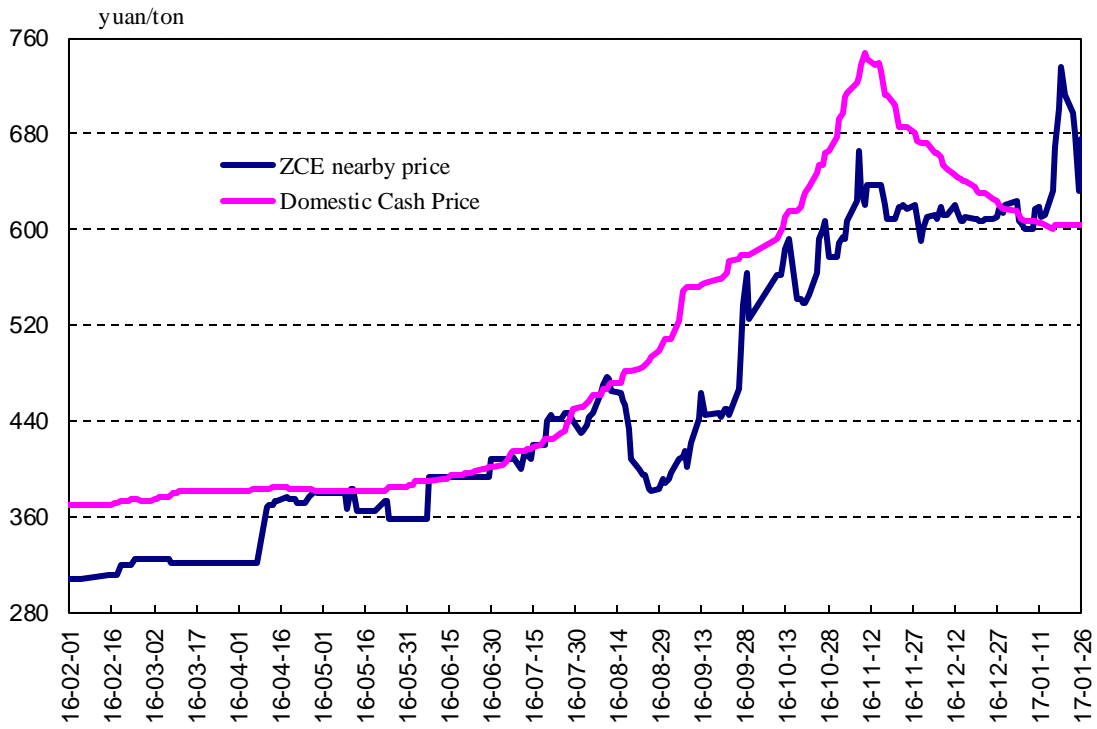
ZCE Rapeseed Meal Futures Prices vs Domestic Cash Prices Chart



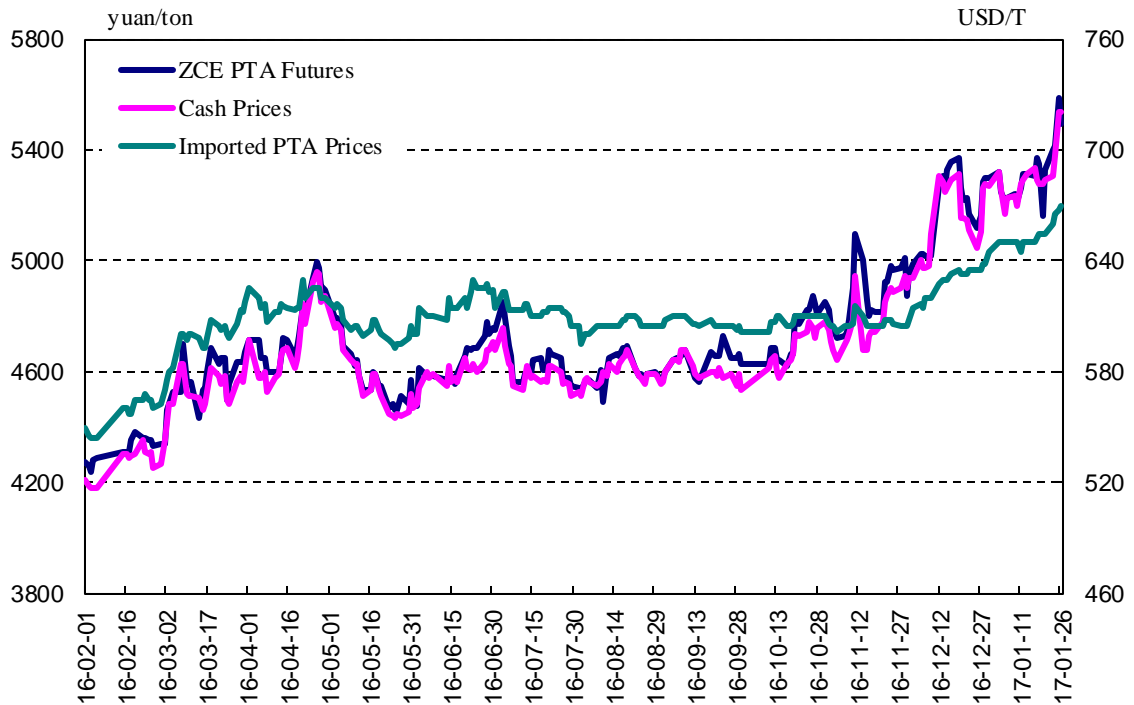
ZCE Sugar Futures Prices vs Domestic Cash Prices Chart



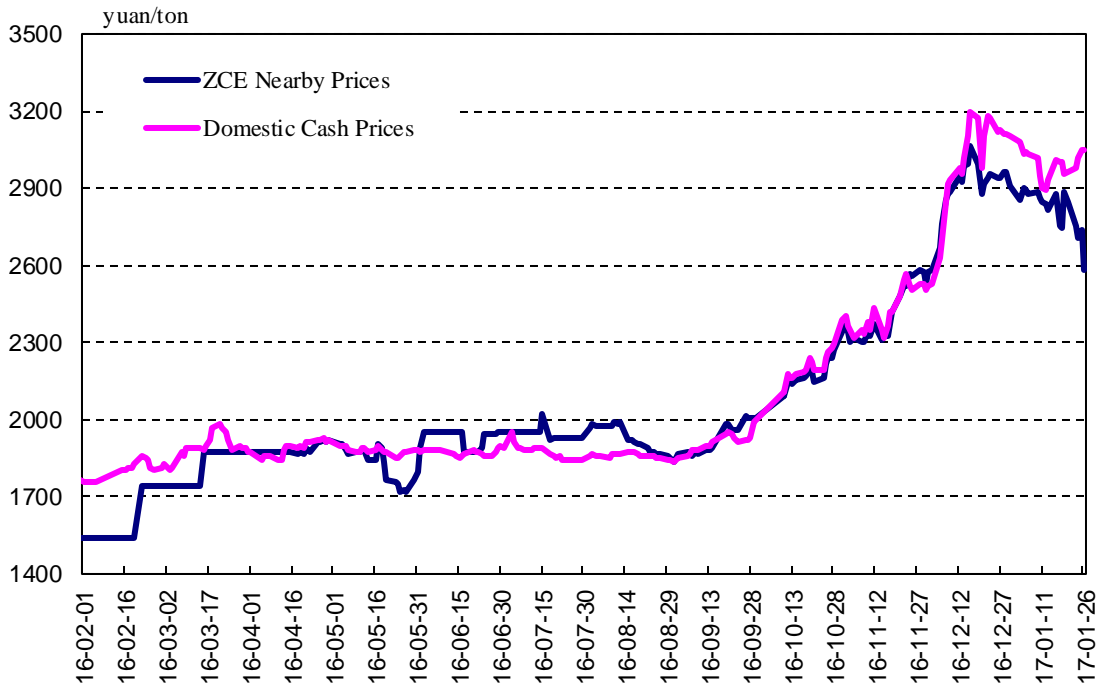
ZCE Thermal coal Futures vs Domestic Cash Prices Chart



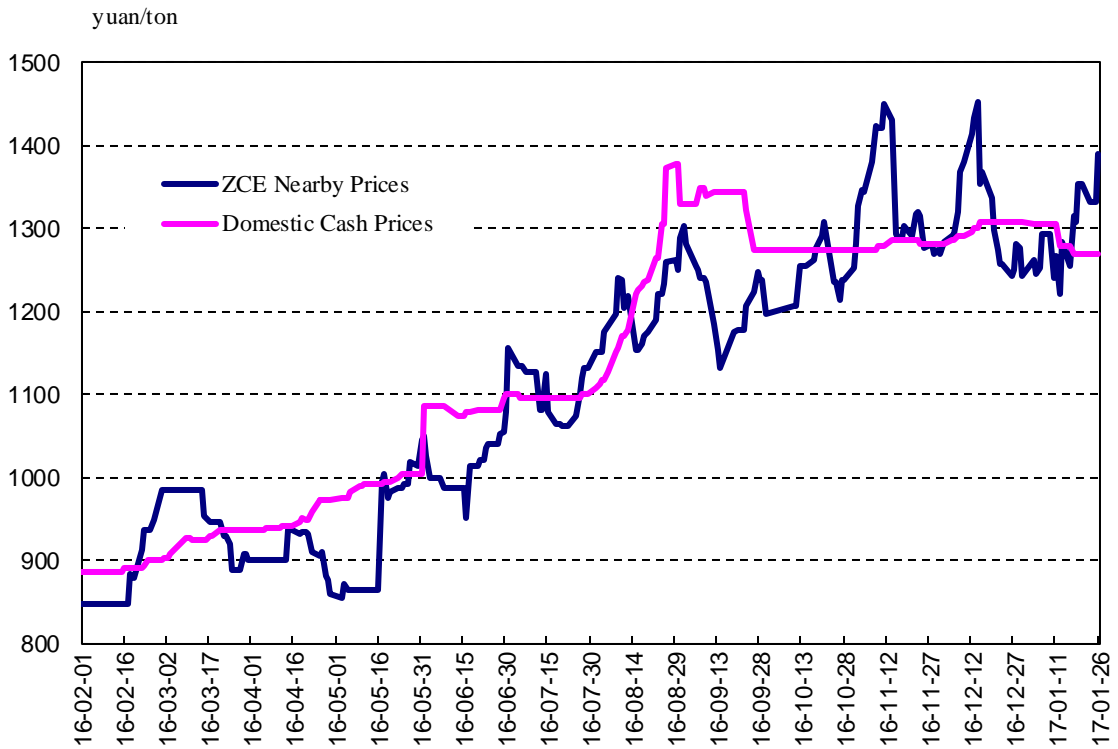
ZCE PTA Futures vs PTA Cash Prices Chart



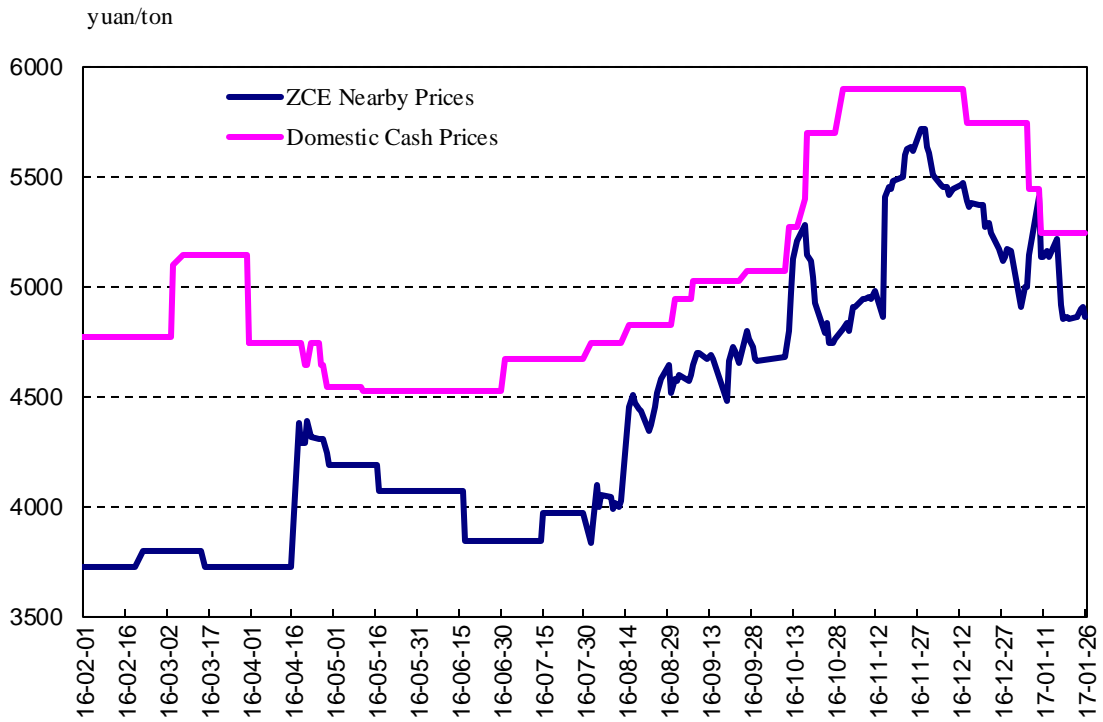
ZCE Methanol Futures Prices vs Domestic Cash Prices Chart



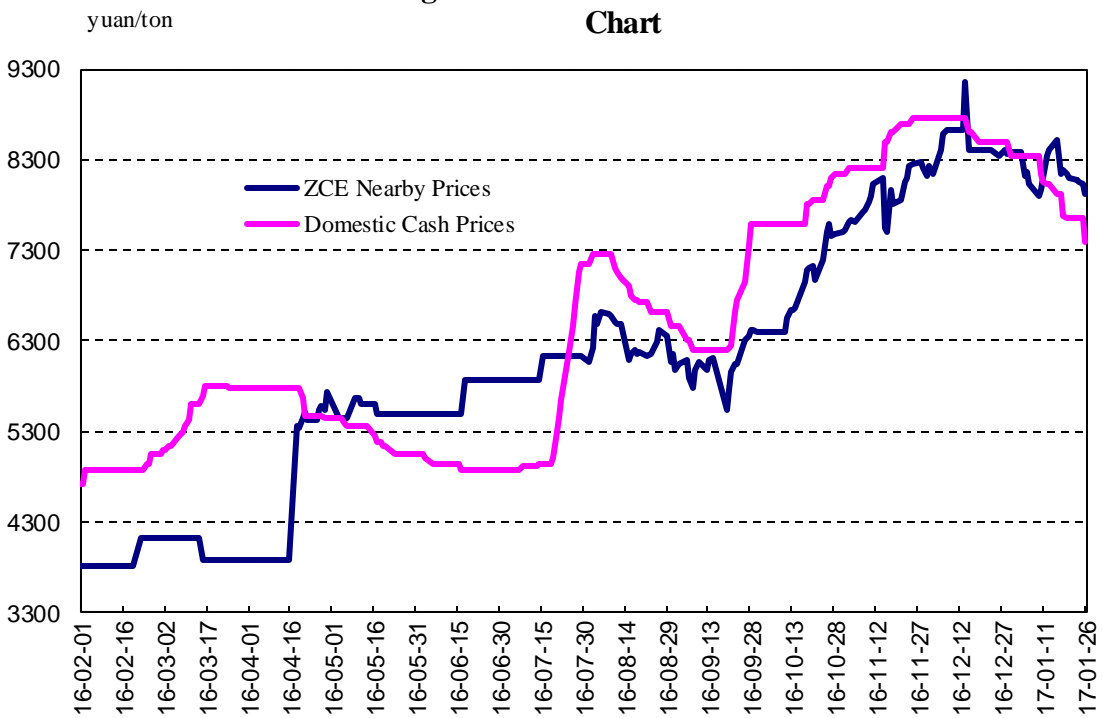
ZCE Glass Futures Prices vs Domestic Cash Prices Chart



ZCE Ferrosilicon Futures Prices vs Domestic Cash Prices Chart



ZCE Silicon Manganese Futures Prices vs Domestic Cash Prices Chart



III Trading Volume, Turnover, Open Interest and Physical Delivery

Trading Volume

	Jan. -17	Jan. -16	Change%	Jan.'-Jan.'2017	Jan.'-Jan.'2016	Change%
Cotton No.1 (CF)	4,147,186	3,409,866	21.62%	4,147,186	3,409,866	21.62%
Early Rice (ER)			-	0	0	-
Flat Glass (FG)	5,956,110	5,742,104	3.73%	5,956,110	5,742,104	3.73%
Japonica Rice (JR)	86	0	-	86	0	-
Late Rice (LR)	16	20	-20.00%	16	20	-20.00%
Methanol (MA)	16,452,044	32,525,368	-49.42%	16,452,044	32,525,368	-49.42%
Methanol (ME)			-	0	0	-
Rapeseed Oil (OI)	3,202,344	1,639,420	95.33%	3,202,344	1,639,420	95.33%
Common Wheat (PM)	6	42	-85.71%	6	42	-85.71%
Early Rice (RI)	204	84	142.86%	204	84	142.86%
Rapeseed Meal (RM)	11,920,324	24,295,554	-50.94%	11,920,324	24,295,554	-50.94%
Rapeseed Oil (RO)			-	0	0	-
Rapeseed (RS)	742	876	-15.30%	742	876	-15.30%
Ferrosilicon (SF)	47,270	13,512	249.84%	47,270	13,512	249.84%
Silicon Manganese(SM)	635,788	14,450	4,299.92%	635,788	14,450	4,299.92%
Sugar (SR)	7,518,180	29,519,672	-74.53%	7,518,180	29,519,672	-74.53%
PTA	27,340,498	24,582,558	11.22%	27,340,498	24,582,558	11.22%
Thermal Coal (TC)		274	-100.00%	0	274	-100.00%
Strong Gluten Wheat (WH)	82,216	150,430	-45.35%	82,216	150,430	-45.35%
Strong Gluten Wheat (WS)			-	0	0	-
Hard White Wheat (WT)			-	0	0	-
Thermal Coal (ZC)	2,086,536	4,693,174	-55.54%	2,086,536	4,693,174	-55.54%
Total	79,389,550	126,587,404	-37.28%	79,389,550	126,587,404	-37.28%

Note: 1. Unit: Trading volume in contract; 2. Trading volume includes buying and selling volume; 3. Contract size: 10 tons (WT & ER & SR &OI & RS & RM & MA), 5 tons(CF & TA & RO & SF & SM), 50tons (ME & PM),20 tons (RI & WH & FG & JR & LR), 200 tons(TC),100 tons (ZC); 4. EFPs included .

Turnover

	Jan. -17	Jan. -16	Change%	Jan.'- Jan.'2017	Jan.'- Jan.'2016	Change%
Cotton No.1 (CF)	31,739,250	19,148,955	65.75%	31,739,250	19,148,955	65.75%
Early Rice (ER)			-	0	0	-
Flat Glass (FG)	15,138,886	9,693,180	56.18%	15,138,886	9,693,180	56.18%
Japonica Rice (JR)	578	0	-	578	0	-
Late Rice (LR)	90	99	-9.09%	90	99	-9.09%

Methanol (MA)	45,425,220	56,616,398	-19.77%	45,425,220	56,616,398	-19.77%
Methanol (ME)			-	0	0	-
Rapeseed Oil (OI)	23,043,770	9,158,419	151.61%	23,043,770	9,158,419	151.61%
Common Wheat (PM)	80	498	-83.94%	80	498	-83.94%
Early Rice (RI)	1,086	429	153.15%	1,086	429	153.15%
Rapeseed Meal (RM)	28,207,530	46,724,439	-39.63%	28,207,530	46,724,439	-39.63%
Rapeseed Oil (RO)			-	0	0	-
Rapeseed (RS)	3,664	3,444	6.39%	3,664	3,444	6.39%
Ferrosilicon (SF)	118,213	27,253	333.76%	118,213	27,253	333.76%
Silicon Manganese(SM)	2,084,754	30,679	6,695.38%	2,084,754	30,679	6,695.38%
Sugar (SR)	51,651,614	162,280,095	-68.17%	51,651,614	162,280,095	-68.17%
PTA	74,636,171	53,326,652	39.96%	74,636,171	53,326,652	39.96%
Thermal Coal (TC)		1,667	-100.00%	0	1,667	-100.00%
Strong Gluten Wheat (WH)	489,729	868,699	-43.63%	489,729	868,699	-43.63%
Strong Gluten Wheat (WS)			-	0	0	-
Hard White Wheat (WT)			-	0	0	-
Thermal Coal (ZC)	10,769,216	14,745,461	-26.97%	10,769,216	14,745,461	-26.97%
Total	283,309,851	372,626,367	-23.97%	283,309,851	372,626,367	-23.97%

Note: 1. Turnover in 10,000 Yuan; 2. Turnover includes buying and selling volume; 3. EFPs included .

Open Interest

	Jan. -17	Jan.-16	Change%	Dec. -2016	Change%
Cotton No.1 (CF)	315,974	717,536	-55.96%	338,648	-6.70%
Early Rice (ER)			-		0.00%
Flat Glass (FG)	218,456	280,430	-22.10%	183,600	18.98%
Japonica Rice (JR)	8	0	-	12	-33.33%
Late Rice (LR)	2	6	-66.67%	6	-66.67%
Methanol (MA)	463,170	688,020	-32.68%	444,246	4.26%
Methanol (ME)			-		0.00%
Rapeseed Oil (OI)	350,554	232,056	51.06%	310,286	12.98%
Common Wheat (PM)	0	12	-100.00%	6	-100.00%
Early Rice (RI)	32	6	433.33%	54	-40.74%
Rapeseed Meal (RM)	816,872	808,660	1.02%	667,492	22.38%
Rapeseed Oil (RO)			-		0.00%
Rapeseed (RS)	162	758	-78.63%	178	-8.99%
Ferrosilicon (SF)	3,406	560	508.21%	2,700	26.15%
Silicon Manganese(SM)	47,510	662	7,076.74%	20,274	134.34%
Sugar (SR)	454,966	1,449,774	-68.62%	545,182	-16.55%

PTA	2,734,640	1,106,978	147.04%	2,625,540	4.16%
Thermal Coal (TC)		10	-100.00%		0.00%
Strong Gluten Wheat (WH)	17,536	54,022	-67.54%	21,380	-17.98%
Strong Gluten Wheat (WS)			-		0.00%
Hard White Wheat (WT)			-		0.00%
Thermal Coal (ZC)	151,090	150,560	0.35%	233,472	-35.29%
Total	5,574,378	5,490,050	1.54%	5,393,076	3.36%

Note: 1. Unit: Trading volume in contract; 2. Trading volume includes buying and selling volume; 3. Contract size: 10 tons (WT & ER & SR &OI & RS & RM & MA), 5 tons(CF & TA & RO & SF & SM), 50tons (ME & PM),20 tons (RI & WH & FG & JR & LR) , 200 tons(TC),100 tons (ZC) .

Physical Delivery

	Jan. 2017 Delivery Volume	Jan. 2017 EFPs	Jan. 2016 Delivery Volume	Jan. 2016 EFPs	Jan.'- Jan.' 2017	Jan.'- Jan.' 2016
CF	7,216	384	8,616	944	7,600	9,560
ER						
FG	524	0	283	0	524	283
JR	0	0	0	0	0	0
LR	0	0	0	0	0	0
MA	2,510	525	2,771	4,295	3,035	7,066
ME						
OI	6,406	2,468	2,667	550	8,874	3,217
PM	0	0	13	0	0	13
RI	0	0	0	0	0	0
RM	5,100	0	5,005	0	5,100	5,005
RO						
RS						
SF	49	0	0	0	49	0
SM	196	0	0	0	196	0
SR	35,030	9,943	8,532	9,017	44,973	17,549
TA	34,851	0	25,540	1,260	34,851	26,800
TC			400	0		400
WH	1,742	59	1,692	0	1,801	1,692
WS						
WT						
ZC	1,000	0			1,000	
Total	94,624	13,379	55,519	16,066	108,003	71,585

Note: 1. Unit: Trading volume in contract; 2. Trading volume includes buying and selling volume; 3. Contract size: 10 tons (WT & ER & SR &OI & RS & RM & MA), 5 tons(CF & TA & RO & SF & SM), 50tons (ME & PM),20 tons (RI & WH & FG & JR & LR) , 200 tons(TC),100 tons (ZC) .

IV List of Quotations

Contract	Open	High	Low	Close	O.I	Change	Settlement	Volume	Turnover
CF701	14,895.00	15,250.00	14,860.00	14,985.00	0	-19,246	14,990.00	14,426	10.852
CF703	14,990.00	15,590.00	14,845.00	15,490.00	2,146	910	15,560.00	2,198	1.687
CF705	15,080.00	15,775.00	14,885.00	15,665.00	271,072	-16,176	15,650.00	3,954,794	3,024.162
CF707	15,245.00	15,865.00	0.00	15,665.00	226	160	15,750.00	510	0.397
CF709	15,350.00	16,060.00	15,165.00	15,990.00	39,956	9,140	15,965.00	170,176	132.822
CF711	15,620.00	16,110.00	0.00	16,040.00	48	12	16,035.00	138	0.108
CF801	15,460.00	16,190.00	15,360.00	16,100.00	2,526	2,526	16,100.00	4,944	3.897
Subtotal					315,974			4,147,186	3,173.925
FG701	1,298.00	1,315.00	0.00	1,256.00	0	-2,594	1,256.00	1,632	0.404
FG702	1,239.00	1,390.00	0.00	1,390.00	2	0	1,390.00	48	0.012
FG703	1,258.00	1,354.00	0.00	1,267.00	2	2	1,346.00	18	0.005
FG704	1,204.00	1,345.00	0.00	1,324.00	8	8	1,381.00	88	0.022
FG705	1,224.00	1,334.00	1,177.00	1,323.00	202,174	33,376	1,319.00	5,806,014	1,476.309
FG706	1,214.00	1,324.00	0.00	1,293.00	14	-28	1,304.00	330	0.083
FG707	1,187.00	1,312.00	0.00	1,309.00	4	-2	1,315.00	16	0.004
FG708	1,205.00	1,299.00	0.00	1,299.00	6	-2	1,302.00	12	0.003
FG709	1,216.00	1,315.00	1,168.00	1,312.00	16,076	3,938	1,306.00	147,584	36.952
FG710	1,179.00	1,311.00	0.00	1,291.00	2	0	1,292.00	24	0.006
FG711	1,207.00	1,298.00	0.00	1,298.00	6	-4	1,305.00	4	0.001
FG712	1,215.00	1,265.00	0.00	1,265.00	0	0	1,282.00	4	0.001
FG801	1,281.00	1,294.00	1,250.00	1,289.00	162	162	1,285.00	336	0.086
Subtotal					218,456			5,956,110	1,513.889
JR701	0.00	0.00	0.00	0.00	0	0	3,332.00	0	0
JR703	0.00	0.00	0.00	0.00	0	0	3,577.00	0	0
JR705	3,488.00	3,488.00	0.00	3,306.00	2	-2	3,352.00	78	0.053
JR707	0.00	0.00	0.00	0.00	0	0	3,403.00	0	0
JR709	0.00	0.00	0.00	0.00	0	0	3,250.00	0	0
JR711	3,280.00	3,282.00	0.00	3,202.00	6	-2	3,210.00	8	0.005
JR801	0.00	0.00	0.00	0.00	0	0	3,202.00	0	0
Subtotal					8			86	0.058
LR701	0.00	0.00	0.00	0.00	0	0	2,805.00	0	0
LR703	0.00	0.00	0.00	0.00	0	0	2,728.00	0	0
LR705	2,901.00	2,901.00	0.00	2,876.00	2	-2	2,902.00	4	0.002
LR707	0.00	0.00	0.00	0.00	0	0	2,678.00	0	0
LR709	0.00	0.00	0.00	0.00	0	0	2,805.00	0	0
LR711	2,766.00	2,874.00	0.00	2,829.00	0	-2	2,779.00	12	0.007

LR801	0.00	0.00	0.00	0.00	0	0	2,779.00	0	0
Subtotal					2			16	0.009
MA701	2,955.00	2,955.00	2,800.00	2,890.00	0	-7,912	2,878.00	4,272	1.219
MA702	2,608.00	2,887.00	0.00	2,580.00	0	-12	2,580.00	66	0.018
MA703	2,728.00	2,841.00	0.00	2,812.00	2	2	2,644.00	54	0.015
MA704	2,743.00	2,885.00	0.00	2,859.00	4	0	2,924.00	116	0.032
MA705	2,731.00	2,948.00	2,632.00	2,929.00	399,326	-11,148	2,920.00	16,134,480	4,456.933
MA706	2,796.00	2,920.00	0.00	2,920.00	4	-6	2,902.00	496	0.135
MA707	2,644.00	2,829.00	0.00	2,777.00	6	4	2,890.00	34	0.009
MA708	2,560.00	2,607.00	0.00	2,607.00	0	0	2,854.00	4	0.001
MA709	2,650.00	2,867.00	2,530.00	2,847.00	62,188	36,360	2,842.00	308,720	83.121
MA710	2,846.00	2,886.00	0.00	2,829.00	6	6	2,875.00	8	0.002
MA711	2,580.00	2,750.00	0.00	2,750.00	24	24	2,750.00	190	0.050
MA712	2,611.00	2,798.00	0.00	2,798.00	2	-2	2,798.00	46	0.012
MA801	2,785.00	2,817.00	2,676.00	2,796.00	1,608	1,608	2,787.00	3,558	0.974
Subtotal					463,170			16,452,044	4,542.522
OI701	7,074.00	7,074.00	6,800.00	6,974.00	0	-15,810	6,956.00	13,770	9.576
OI703	7,084.00	7,084.00	0.00	7,084.00	0	-2	7,018.00	2	0.001
OI705	7,220.00	7,336.00	6,986.00	7,116.00	234,446	11,714	7,148.00	2,777,426	1,990.915
OI707	7,410.00	7,410.00	0.00	7,260.00	8	2	7,286.00	6	0.004
OI709	7,420.00	7,556.00	7,184.00	7,332.00	95,170	23,434	7,362.00	375,928	277.378
OI711	7,552.00	7,552.00	0.00	7,434.00	2	2	7,490.00	40	0.030
OI801	7,622.00	7,634.00	7,420.00	7,428.00	20,928	20,928	7,456.00	35,172	26.472
Subtotal					350,554			3,202,344	2,304.377
PM701	2,770.00	2,770.00	0.00	2,770.00	0	-4	2,671.00	4	0.006
PM703	0.00	0.00	0.00	0.00	0	0	2,444.00	0	0
PM705	2,454.00	2,454.00	0.00	2,454.00	0	-2	2,454.00	2	0.002
PM707	0.00	0.00	0.00	0.00	0	0	2,580.00	0	0
PM709	0.00	0.00	0.00	0.00	0	0	2,624.00	0	0
PM711	0.00	0.00	0.00	0.00	0	0	2,743.00	0	0
PM801	0.00	0.00	0.00	0.00	0	0	2,743.00	0	0
Subtotal					0			6	0.008
RI701	0.00	0.00	0.00	0.00	0	0	2,538.00	0	0
RI703	2,629.00	2,695.00	0.00	2,442.00	2	-20	2,442.00	120	0.063
RI705	0.00	0.00	0.00	0.00	0	0	2,296.00	0	0
RI707	0.00	0.00	0.00	0.00	2	0	2,314.00	0	0
RI709	2,715.00	2,733.00	0.00	2,709.00	28	-2	2,712.00	64	0.035
RI711	0.00	0.00	0.00	0.00	0	0	2,718.00	0	0
RI801	2,700.00	2,760.00	0.00	2,760.00	0	0	2,701.00	20	0.011
Subtotal					32			204	0.109
RM701	2,496.00	2,496.00	0.00	2,300.00	0	-12,478	2,432.00	2,546	0.617
RM703	2,291.00	2,472.00	0.00	2,396.00	2,954	244	2,425.00	428	0.101
RM705	2,300.00	2,473.00	2,261.00	2,414.00	530,166	16,314	2,411.00	10,753,562	2,545.694

RM707	2,293.00	2,482.00	0.00	2,428.00	12,040	11,988	2,416.00	44,338	10.796
RM708	2,333.00	2,517.00	0.00	2,451.00	16,156	15,990	2,449.00	57,104	14.131
RM709	2,296.00	2,449.00	2,265.00	2,393.00	175,404	37,724	2,393.00	909,584	214.600
RM711	2,267.00	2,360.00	2,222.00	2,280.00	35,938	35,384	2,281.00	81,546	18.685
RM801	2,359.00	2,359.00	2,211.00	2,222.00	44,214	44,214	2,222.00	71,216	16.130
Subtotal					816,872			11,920,324	2,820.753
RS707	4,902.00	5,080.00	0.00	4,965.00	158	-18	4,935.00	738	0.364
RS708	0.00	0.00	0.00	0.00	0	0	5,100.00	0	0
RS709	5,192.00	5,192.00	0.00	5,146.00	4	2	5,146.00	4	0.002
RS711	0.00	0.00	0.00	0.00	0	0	4,866.00	0	0
Subtotal					162			742	0.366
SF701	4,908.00	5,408.00	0.00	5,136.00	0	-106	5,218.00	32	0.008
SF702	5,150.00	5,150.00	0.00	5,150.00	0	-4	4,860.00	4	0.001
SF703	0.00	0.00	0.00	0.00	0	0	4,770.00	0	0
SF704	0.00	0.00	0.00	0.00	0	0	4,466.00	0	0
SF705	5,146.00	5,240.00	4,820.00	4,954.00	3,372	794	4,914.00	46,894	11.727
SF706	4,818.00	4,950.00	0.00	4,950.00	8	0	4,884.00	12	0.003
SF707	0.00	0.00	0.00	0.00	0	0	4,736.00	0	0
SF708	4,942.00	4,942.00	0.00	4,700.00	0	0	4,662.00	4	0.001
SF709	5,100.00	5,350.00	0.00	4,956.00	18	16	4,934.00	302	0.076
SF710	5,130.00	5,130.00	0.00	5,130.00	0	-2	5,246.00	2	0.001
SF711	0.00	0.00	0.00	0.00	0	0	5,080.00	0	0
SF712	0.00	0.00	0.00	0.00	0	0	5,080.00	0	0
SF801	4,884.00	4,884.00	0.00	4,880.00	8	8	4,880.00	20	0.005
Subtotal					3,406			47,270	11.821
SM701	8,056.00	8,400.00	0.00	8,400.00	0	-442	8,520.00	50	0.021
SM702	0.00	0.00	0.00	0.00	0	0	7,928.00	0	0
SM703	0.00	0.00	0.00	0.00	0	0	8,044.00	0	0
SM704	7,500.00	7,500.00	0.00	7,200.00	0	0	7,088.00	4	0.001
SM705	6,900.00	6,968.00	6,254.00	6,398.00	46,952	27,208	6,434.00	633,248	207.658
SM706	0.00	0.00	0.00	0.00	0	0	7,080.00	0	0
SM707	0.00	0.00	0.00	0.00	0	0	7,080.00	0	0
SM708	0.00	0.00	0.00	0.00	0	0	6,926.00	0	0
SM709	6,702.00	6,706.00	6,230.00	6,262.00	500	412	6,286.00	2,222	0.710
SM710	0.00	0.00	0.00	0.00	0	0	7,090.00	0	0
SM711	0.00	0.00	0.00	0.00	0	0	7,090.00	0	0
SM712	0.00	0.00	0.00	0.00	0	0	6,556.00	0	0
SM801	6,578.00	6,604.00	6,230.00	6,230.00	58	58	6,288.00	264	0.085
Subtotal					47,510			635,788	208.475
SR701	7,101.00	7,198.00	6,775.00	6,890.00	0	-108,392	7,091.00	61,680	43.160
SR703	6,880.00	7,102.00	0.00	6,830.00	54	8	6,897.00	154	0.106
SR705	6,848.00	7,025.00	6,727.00	6,933.00	309,960	-22,594	6,960.00	6,919,738	4,750.393
SR707	6,744.00	6,928.00	0.00	6,884.00	18	6	6,958.00	74	0.051

SR709	6,837.00	7,046.00	6,744.00	6,972.00	86,162	23,946	6,987.00	425,156	293.742
SR711	6,908.00	6,934.00	0.00	6,933.00	10	2	6,951.00	12	0.008
SR801	6,940.00	7,101.00	6,842.00	7,025.00	57,010	16,848	7,037.00	104,790	73.128
SR803	6,815.00	7,033.00	0.00	7,033.00	4	-106	7,033.00	232	0.160
SR805	6,922.00	7,086.00	6,845.00	6,991.00	1,748	66	7,006.00	6,344	4.413
SR807	0.00	0.00	0.00	0.00	0	0	6,967.00	0	0
Subtotal					454,966			7,518,180	5,165.161
TA701	5,324.00	5,380.00	5,184.00	5,290.00	0	-181,386	5,310.00	217,390	57.198
TA702	5,370.00	5,604.00	0.00	5,396.00	16	-36	5,496.00	132	0.035
TA703	5,392.00	5,636.00	0.00	5,516.00	28	-6	5,554.00	102	0.027
TA704	5,330.00	5,406.00	0.00	5,406.00	26	-2	5,610.00	32	0.009
TA705	5,472.00	5,716.00	5,304.00	5,656.00	2,377,694	151,464	5,656.00	26,050,092	7,108.473
TA706	5,498.00	5,734.00	0.00	5,678.00	218	-50	5,682.00	484	0.132
TA707	5,532.00	5,726.00	0.00	5,686.00	66	-16	5,706.00	84	0.023
TA708	5,544.00	5,748.00	0.00	5,748.00	20	6	5,746.00	22	0.006
TA709	5,552.00	5,792.00	5,386.00	5,740.00	353,420	136,082	5,736.00	1,065,722	295.855
TA710	5,512.00	5,648.00	0.00	5,648.00	44	2	5,780.00	38	0.011
TA711	5,638.00	5,748.00	0.00	5,744.00	54	-4	5,788.00	58	0.016
TA712	5,606.00	5,776.00	0.00	5,762.00	38	30	5,772.00	456	0.128
TA801	5,670.00	5,896.00	5,588.00	5,862.00	3,016	3,016	5,858.00	5,886	1.703
Subtotal					2,734,640			27,340,498	7,463.617
WH701	3,360.00	3,360.00	0.00	3,250.00	0	-4,222	3,265.00	822	0.536
WH703	3,078.00	3,196.00	0.00	2,983.00	0	0	2,967.00	14	0.009
WH705	3,036.00	3,043.00	2,965.00	3,006.00	12,780	-514	3,004.00	75,180	45.129
WH707	2,758.00	2,758.00	0.00	2,656.00	10	6	2,668.00	18	0.010
WH709	2,679.00	2,690.00	2,627.00	2,655.00	4,686	828	2,655.00	6,020	3.201
WH711	0.00	0.00	0.00	0.00	2	0	2,761.00	0	0
WH801	2,777.00	2,777.00	0.00	2,737.00	58	58	2,740.00	162	0.089
Subtotal					17,536			82,216	48.973
ZC701	632.00	650.00	595.00	600.00	0	-3,826	600.00	2,146	1.299
ZC702	601.00	742.80	581.00	610.00	0	-502	675.40	1,424	0.941
ZC703	524.80	570.00	0.00	570.00	2	-4	560.80	14	0.008
ZC704	499.00	590.40	0.00	550.40	170	164	552.80	750	0.413
ZC705	500.00	545.00	487.20	538.00	125,304	-88,746	535.60	1,993,522	1,029.006
ZC706	496.20	537.60	0.00	534.20	178	168	537.20	544	0.287
ZC707	529.20	529.20	0.00	520.40	0	-4	522.80	20	0.010
ZC708	474.00	532.00	0.00	522.40	0	-4	528.60	26	0.013
ZC709	495.00	535.40	483.40	522.80	23,712	8,652	522.20	84,940	43.270
ZC710	494.60	494.60	0.00	494.60	0	-2	507.60	2	0.001
ZC711	503.00	548.60	0.00	531.00	2	2	522.80	8	0.004
ZC712	514.00	550.20	0.00	550.20	2	0	527.40	22	0.012
ZC801	529.00	551.40	521.40	534.00	1,720	1,720	533.20	3,118	1.659
Subtotal					151,090			2,086,536	1,076.922

Total					5,574,378			79,389,550	28,330.985
--------------	--	--	--	--	------------------	--	--	-------------------	-------------------

Note: 1. Unit: Trading volume in contract; 2. Turnover :100,000,000 Yuan.

V Daily Settlement Price by Contracts

Strong Gluten Wheat									
Date	701	703	705	707	709	711	801	Vol	O.I
2017-1-3	3274	3235	3016	2758	2660	2788		6344	21092
2017-1-4	3239	3201	2984	2709	2643	2763		7526	21944
2017-1-5	3243	3205	2988	2713	2651	2763		6320	21694
2017-1-6	3276	3238	2984	2709	2652	2761		4556	22418
2017-1-9	3275	3237	2997	2721	2652	2761		5522	23230
2017-1-10	3241	3203	3007	2730	2660	2761		3946	22884
2017-1-11	3252	3108	3017	2680	2666	2761		5298	22504
2017-1-12	3250	2983	3008	2621	2658	2761		4342	23128
2017-1-13	3266	2983	3023	2665	2670	2761		3042	23054
2017-1-16	3265	2983	3022	2664	2677	2761		4428	19714
2017-1-17		2983	3020	2662	2674	2761	2742	3374	19926
2017-1-18		2984	3021	2645	2677	2761	2749	3878	20068
2017-1-19		2958	2995	2700	2662	2761	2740	6858	19576
2017-1-20		2957	2994	2699	2657	2761	2732	5540	19452
2017-1-23		2953	2990	2656	2655	2761	2739	2376	19272
2017-1-24		2950	2987	2653	2654	2761	2748	3426	19036
2017-1-25		2955	2992	2657	2652	2761	2740	3216	18050
2017-1-26		2967	3004	2668	2655	2761	2740	2224	17536

Common Wheat									
Date	701	703	705	707	709	711	801	Vol	O.I
2017-1-3	2770	2444	2569	2676	2721	2845		4	2
2017-1-4	2770	2444	2545	2676	2721	2845		0	2
2017-1-5	2671	2444	2454	2580	2624	2743		2	0
2017-1-6	2671	2444	2454	2580	2624	2743		0	0
2017-1-9	2671	2444	2454	2580	2624	2743		0	0
2017-1-10	2671	2444	2454	2580	2624	2743		0	0
2017-1-11	2671	2444	2454	2580	2624	2743		0	0
2017-1-12	2671	2444	2454	2580	2624	2743		0	0
2017-1-13	2671	2444	2454	2580	2624	2743		0	0
2017-1-16	2671	2444	2454	2580	2624	2743		0	0
2017-1-17		2444	2454	2580	2624	2743	2743	0	0
2017-1-18		2444	2454	2580	2624	2743	2743	0	0
2017-1-19		2444	2454	2580	2624	2743	2743	0	0

2017-1-20		2444	2454	2580	2624	2743	2743	0	0
2017-1-23		2444	2454	2580	2624	2743	2743	0	0
2017-1-24		2444	2454	2580	2624	2743	2743	0	0
2017-1-25		2444	2454	2580	2624	2743	2743	0	0
2017-1-26		2444	2454	2580	2624	2743	2743	0	0

Early Rice

Date	701	703	705	707	709	711	801	Vol	O.I
2017-1-3	2537	2629	2463	2484	2704	2732		30	42
2017-1-4	2546	2638	2471	2493	2704	2732		64	46
2017-1-5	2538	2630	2464	2485	2704	2732		4	46
2017-1-6	2548	2634	2474	2495	2715	2732		2	48
2017-1-9	2532	2634	2459	2479	2698	2732		14	48
2017-1-10	2538	2634	2464	2485	2704	2732		8	46
2017-1-11	2538	2634	2464	2485	2707	2732		0	46
2017-1-12	2538	2634	2464	2485	2707	2732		0	46
2017-1-13	2538	2634	2464	2485	2707	2732		0	46
2017-1-16	2538	2634	2464	2485	2707	2732		0	46
2017-1-17		2626	2457	2477	2721	2732	2732	6	44
2017-1-18		2694	2521	2541	2721	2732	2732	2	42
2017-1-19		2668	2508	2528	2707	2718	2732	2	44
2017-1-20		2638	2480	2500	2717	2718	2732	22	34
2017-1-23		2636	2478	2498	2713	2718	2730	24	32
2017-1-24		2530	2378	2398	2710	2718	2730	16	36
2017-1-25		2468	2320	2339	2712	2718	2730	6	36
2017-1-26		2442	2296	2314	2712	2718	2701	4	32

Late Rice

Date	701	703	705	707	709	711	801	Vol	O.I
2017-1-3	2821	2743	2918	2693	2821	2767		0	6
2017-1-4	2793	2716	2889	2666	2793	2767		4	4
2017-1-5	2793	2716	2889	2666	2793	2767		0	4
2017-1-6	2793	2716	2889	2666	2793	2767		0	4
2017-1-9	2792	2715	2888	2665	2792	2766		2	2
2017-1-10	2792	2715	2888	2665	2792	2766		0	2
2017-1-11	2805	2728	2902	2678	2805	2779		10	2
2017-1-12	2805	2728	2902	2678	2805	2779		0	2
2017-1-13	2805	2728	2902	2678	2805	2779		0	2
2017-1-16	2805	2728	2902	2678	2805	2779		0	2
2017-1-17		2728	2902	2678	2805	2779	2779	0	2
2017-1-18		2728	2902	2678	2805	2779	2779	0	2
2017-1-19		2728	2902	2678	2805	2779	2779	0	2

2017-1-20		2728	2902	2678	2805	2779	2779	0	2
2017-1-23		2728	2902	2678	2805	2779	2779	0	2
2017-1-24		2728	2902	2678	2805	2779	2779	0	2
2017-1-25		2728	2902	2678	2805	2779	2779	0	2
2017-1-26		2728	2902	2678	2805	2779	2779	0	2

Japonica Rice									
Date	701	703	705	707	709	711	801	Vol	O.I
2017-1-3	3489	3738	3478	3557	3444	3307		0	12
2017-1-4	3489	3738	3478	3557	3444	3307		0	12
2017-1-5	3489	3738	3478	3557	3444	3307		0	12
2017-1-6	3489	3738	3478	3557	3444	3307		0	12
2017-1-9	3489	3738	3478	3557	3444	3307		0	12
2017-1-10	3489	3738	3478	3557	3444	3307		0	12
2017-1-11	3489	3738	3478	3557	3444	3307		0	12
2017-1-12	3408	3651	3397	3474	3364	3280		54	12
2017-1-13	3316	3552	3305	3380	3273	3280		4	12
2017-1-16	3332	3569	3321	3396	3273	3225		22	12
2017-1-17		3544	3321	3372	3250	3202	3202	2	10
2017-1-18		3577	3352	3403	3250	3210	3202	4	8
2017-1-19		3577	3352	3403	3250	3210	3202	0	8
2017-1-20		3577	3352	3403	3250	3210	3202	0	8
2017-1-23		3577	3352	3403	3250	3210	3202	0	8
2017-1-24		3577	3352	3403	3250	3210	3202	0	8
2017-1-25		3577	3352	3403	3250	3210	3202	0	8
2017-1-26		3577	3352	3403	3250	3210	3202	0	8

Cotton No. 1									
Date	701	703	705	707	709	711	801	Vol	O.I
2017-1-3	15005	15020	15165	15225	15420	15590		192096	340002
2017-1-4	14955	14965	15050	15225	15320	15530		242004	341302
2017-1-5	15050	15155	15255	15370	15525	15530		309294	345702
2017-1-6	15035	15170	15295	15370	15545	15530		260102	333598
2017-1-9	15050	15155	15265	15365	15550	15570		199214	337854
2017-1-10	15120	15205	15330	15480	15600	15660		222466	340098
2017-1-11	15140	15240	15395	15495	15665	15635		220118	342898
2017-1-12	15105	15250	15365	15445	15650	15600		210158	331054
2017-1-13	15020	15015	15180	15190	15470	15565		307358	340346
2017-1-16	14990	15045	15135	15225	15430	15465		202578	318244
2017-1-17		15080	15145	15280	15435	15485	15505	231508	319518
2017-1-18		15015	15100	15260	15395	15390	15485	290554	312538
2017-1-19		15080	15190	15370	15495	15570	15590	203158	303628

2017-1-20		15185	15295	15425	15590	15570	15665	181694	294328
2017-1-23		15250	15355	15455	15650	15620	15745	267722	321370
2017-1-24		15535	15665	15820	15975	16000	16075	322458	333140
2017-1-25		15515	15650	15785	15955	16040	16045	181288	327932
2017-1-26		15560	15650	15750	15965	16035	16100	103416	315974

Rapeseed						
Date	707	708	709	711	Vol	O. I
2017-1-3	4861	5100	5095	4866	26	190
2017-1-4	4947	5100	5090	4866	40	180
2017-1-5	4947	5100	5090	4866	0	180
2017-1-6	4865	5100	5057	4866	60	198
2017-1-9	4892	5100	5057	4866	20	194
2017-1-10	4878	5100	5057	4866	10	194
2017-1-11	4949	5100	5057	4866	24	198
2017-1-12	4942	5100	5057	4866	6	196
2017-1-13	4893	5100	5047	4866	78	200
2017-1-16	4976	5100	5047	4866	52	186
2017-1-17	4983	5100	5047	4866	10	182
2017-1-18	4980	5100	5047	4866	2	184
2017-1-19	4991	5100	5047	4866	2	186
2017-1-20	4985	5100	5047	4866	0	186
2017-1-23	4953	5100	5192	4866	20	186
2017-1-24	4961	5100	5146	4866	344	172
2017-1-25	4885	5100	5146	4866	14	170
2017-1-26	4935	5100	5146	4866	34	162

Rapeseed Oil									
Date	701	703	705	707	709	711	801	Vol	O. I
2017-1-3	7058	7156	7256	7396	7454	7412		157108	318618
2017-1-4	6874	7156	7136	7276	7326	7412		245822	326120
2017-1-5	6946	7156	7140	7254	7322	7412		144510	325062
2017-1-6	6858	7046	7102	7158	7276	7308		184004	342336
2017-1-9	6814	7046	7036	7158	7228	7308		176274	344042
2017-1-10	6894	7046	7070	7206	7270	7308		177738	343510
2017-1-11	6900	7046	7116	7240	7312	7308		178076	348386
2017-1-12	6932	7046	7130	7240	7326	7308		150388	349228
2017-1-13	6926	7046	7134	7260	7322	7308		185984	350126
2017-1-16	6956	7116	7170	7368	7382	7378		245670	337496
2017-1-17		7186	7272	7422	7482	7494	7580	313944	334142
2017-1-18		7084	7248	7378	7438	7494	7556	208596	337846
2017-1-19		7110	7248	7378	7434	7494	7542	148470	339878

2017-1-20		7094	7220	7350	7412	7466	7512	153172	340386
2017-1-23		7086	7168	7338	7374	7454	7482	127618	336990
2017-1-24		7114	7224	7378	7428	7490	7526	144504	338548
2017-1-25		7046	7198	7314	7396	7490	7504	158106	350284
2017-1-26		7018	7148	7286	7362	7490	7456	102360	350554

Rapeseed Meal

Date	701	703	705	707	708	709	711	801	Vol	O. I
2017-1-3	2424	2285	2291	2285	2330	2291	2236		412592	730254
2017-1-4	2387	2286	2291	2304	2338	2288	2237		673534	748704
2017-1-5	2435	2309	2313	2317	2346	2307	2263		572626	746414
2017-1-6	2475	2278	2296	2297	2346	2293	2247		485012	756506
2017-1-9	2400	2278	2293	2302	2334	2287	2245		745970	817452
2017-1-10	2400	2270	2291	2305	2334	2283	2242		781050	864774
2017-1-11	2400	2300	2321	2309	2373	2307	2269		1040114	852202
2017-1-12	2409	2336	2330	2344	2372	2313	2273		647530	820206
2017-1-13	2387	2376	2373	2370	2393	2351	2322		981206	861518
2017-1-16	2432	2389	2408	2418	2461	2390	2351		733346	878382
2017-1-17		2431	2437	2437	2491	2414	2345	2296	773212	882430
2017-1-18		2431	2439	2444	2497	2421	2333	2287	724388	895480
2017-1-19		2431	2453	2463	2504	2432	2338	2284	679346	952662
2017-1-20		2425	2440	2460	2473	2420	2314	2261	604800	909062
2017-1-23		2425	2426	2430	2470	2408	2311	2259	530992	963570
2017-1-24		2438	2439	2457	2490	2422	2324	2262	506810	976288
2017-1-25		2396	2407	2405	2442	2390	2292	2229	635268	938554
2017-1-26		2425	2411	2416	2449	2393	2281	2222	392528	816872

White Sugar

Date	701	703	705	707	709	711	801	803	805	807	Vol	O. I
2017-1-3	7042	6760	6768	6764	6783	6816	6884	6885	6890		282924	552994
2017-1-4	7074	6773	6802	6809	6812	6825	6902	6885	6910		473886	537228
2017-1-5	7021	6858	6843	6850	6856	6858	6942	6928	6940		498410	554634
2017-1-6	6958	6803	6811	6802	6836	6858	6920	6912	6923		413434	563828
2017-1-9	6981	6814	6823	6852	6837	6858	6930	6912	6921		372022	562800
2017-1-10	6970	6812	6807	6820	6834	6858	6924	6912	6922		366648	541072
2017-1-11	6946	6851	6870	6858	6904	6874	6977	6925	6975		636412	553224
2017-1-12	6880	6830	6877	6891	6905	6874	6985	6925	6975		379044	555748
2017-1-13	6940	6959	6841	6851	6881	6874	6958	6925	6956		475922	563034
2017-1-16	7091	6847	6849	6886	6891	6874	6973	6925	6962		396358	464062
2017-1-17		6811	6822	6857	6861	6874	6952	6925	6941	6962	387878	471594
2017-1-18		6823	6857	6884	6899	6887	6984	6963	6976	6962	398826	455150
2017-1-19		6944	6941	6928	6971	7006	7038	7039	7022	6966	795234	544482

2017-1-20		6922	6910	6875	6933	6933	7013	6977	6966	6966	700710	469488
2017-1-23		6830	6902	6929	6931	6933	6996	6977	6980	6966	260236	471274
2017-1-24		6894	6950	6956	6983	6950	7034	6977	7008	6966	300574	480216
2017-1-25		6897	6952	6960	6981	6951	7033	6978	7005	6966	168736	467582
2017-1-26		6897	6960	6958	6987	6951	7037	7033	7006	6967	210926	454966

Thermal Coal															
Date	701	702	703	704	705	706	707	708	709	710	711	712	801	Vo1	O. I
2017-1-3	623.4	592.6	524.8	499	495.6	493.4	500.8	489.2	492.8	495.8	508	514		105772	259610
2017-1-4	607.2	600.6	521.2	499	494.6	492.6	500.8	489.2	487.2	494.6	508	514		154142	238466
2017-1-5	605	598.2	519.2	505.6	505	502	500.8	491.8	495.6	494.6	508	514		131942	221110
2017-1-6	600	611.4	525.6	507.4	509.4	508	500.8	493	501.6	494.6	508	514		110808	205684
2017-1-9	600	609	523.6	517.6	513.4	504	500.8	501.8	504.2	494.6	508	514		104292	197318
2017-1-10		616.6	530.2	528	519	514.8	509.4	512.4	509.6	494.6	508	514	526	160576	195020
2017-1-11		618.6	532	528	526.8	523.2	529.2	526.2	517.8	494.6	508	522.2	532.6	102898	181546
2017-1-12		610	550.4	528	525	522.4	529.2	525.2	516	494.6	508	522.2	532.4	79440	178394
2017-1-13		612	550.4	528	525.4	521.8	529.2	523	516.4	494.6	508	522.2	532.4	68186	173864
2017-1-16		632	568.4	541.8	535.6	519	529.2	528	527	504.8	508	524.6	545	138744	188628
2017-1-17		668.2	564.8	540.6	519.8	509.4	517	508.6	513.8	504.8	528.6	524.6	535.6	198894	176344
2017-1-18		700.6	564.8	565.8	510.4	516.4	514.4	506.2	502.8	504.8	520	524.6	525.8	128156	166230
2017-1-19		735.2	564.8	577.4	510.8	516.4	514.4	506.2	503.6	504.8	520	524.6	526.6	76966	164962
2017-1-20		712.2	570	570.4	509.4	519	513.2	506	503.2	504.8	520	524.6	526.8	73164	164626
2017-1-23		697.8	572	538.8	511.4	530.8	513	514.8	505.8	504.8	520	524.6	529.8	140326	162932
2017-1-24		680.2	557.6	566.2	525	537	520.6	532	516	504.8	520	524.6	533.6	134532	154152
2017-1-25		632.4	524	561.2	531.2	535.8	521.4	528.6	519.4	504.8	520	524.6	531.4	103854	152990
2017-1-26		675.4	560.8	552.8	535.6	537.2	522.8	528.6	522.2	507.6	522.8	527.4	533.2	73844	151090

PTA															
Date	701	702	703	704	705	706	707	708	709	710	711	712	801	Vo1	O. I
2017-1-3	5318	5370	5392	5426	5482	5490	5532	5544	5560	5596	5642	5722		2170086	2631826
2017-1-4	5250	5288	5372	5374	5416	5442	5460	5434	5478	5506	5540	5626		2112348	2592168
2017-1-5	5214	5284	5304	5326	5362	5382	5418	5420	5436	5506	5542	5620		1270582	2600780
2017-1-6	5226	5284	5264	5326	5366	5394	5416	5420	5438	5514	5536	5620		1051708	2543198
2017-1-9	5240	5284	5292	5338	5364	5394	5422	5428	5446	5514	5536	5620		1147296	2524788
2017-1-10	5210	5274	5292	5322	5338	5376	5388	5424	5418	5486	5528	5600		1356486	2560324
2017-1-11	5262	5288	5318	5320	5402	5414	5460	5492	5490	5548	5574	5692		2082190	2577498
2017-1-12	5314	5326	5346	5406	5442	5450	5498	5508	5538	5546	5598	5692		1646376	2603026
2017-1-13	5316	5334	5364	5414	5458	5492	5488	5526	5552	5570	5610	5692		1129310	2624952
2017-1-16	5310	5448	5364	5424	5476	5510	5528	5558	5578	5642	5622	5692		2056106	2536882
2017-1-17		5374	5364	5418	5448	5476	5516	5528	5548	5594	5622	5630	5670	1026408	2549330
2017-1-18		5352	5364	5390	5438	5440	5478	5518	5534	5580	5610	5644	5658	1061518	2550540
2017-1-19		5162	5364	5382	5430	5440	5490	5524	5526	5586	5610	5644	5636	1408782	2516874

2017-1-20		5330	5384	5382	5438	5456	5464	5516	5542	5572	5592	5614	5672	1236670	2485030
2017-1-23		5404	5360	5516	5486	5412	5490	5644	5590	5684	5682	5702	5704	2420978	2610020
2017-1-24		5418	5468	5528	5550	5582	5612	5644	5650	5688	5746	5734	5770	1287466	2595608
2017-1-25		5586	5560	5610	5638	5704	5690	5732	5728	5766	5788	5818	5876	1996020	2772862
2017-1-26		5496	5554	5610	5656	5682	5706	5746	5736	5780	5788	5772	5858	880168	2734640

Methanol																
Date	701	702	703	704	705	706	707	708	709	710	711	712	801	Vol	0. I	
2017-1-3	2856	2734	2735	2743	2707	2741	2651	2631	2624	2677	2662	2720		704844	473068	
2017-1-4	2899	2760	2684	2718	2667	2673	2622	2616	2576	2628	2653	2715		1002866	496888	
2017-1-5	2890	2674	2650	2668	2668	2684	2622	2584	2570	2613	2642	2705		732394	487542	
2017-1-6	2880	2625	2671	2686	2671	2664	2619	2584	2563	2596	2629	2693		1107422	501106	
2017-1-9	2883	2678	2649	2696	2674	2666	2636	2607	2571	2596	2629	2693		806998	480020	
2017-1-10	2860	2760	2685	2715	2696	2671	2636	2615	2590	2596	2629	2693		1130172	491902	
2017-1-11	2843	2753	2646	2702	2716	2710	2636	2615	2622	2596	2629	2693		1112110	505892	
2017-1-12	2841	2753	2670	2685	2723	2695	2662	2653	2632	2628	2608	2693		1356408	528586	
2017-1-13	2815	2753	2715	2762	2750	2744	2689	2683	2662	2657	2611	2657		980448	497466	
2017-1-16	2878	2753	2797	2872	2820	2855	2798	2792	2757	2752	2719	2767		1383302	548018	
2017-1-17		2753	2829	2865	2844	2824	2829	2780	2770	2752	2695	2767	2744	910428	513710	
2017-1-18		2745	2818	2817	2836	2824	2808	2780	2764	2752	2695	2767	2715	746688	513426	
2017-1-19		2882	2774	2852	2794	2774	2771	2757	2734	2748	2683	2767	2698	811324	485564	
2017-1-20		2850	2774	2859	2816	2823	2795	2757	2753	2748	2683	2767	2709	834266	492586	
2017-1-23		2750	2774	2853	2831	2822	2802	2759	2772	2762	2695	2794	2738	1074156	507186	
2017-1-24		2707	2774	2859	2858	2852	2810	2768	2794	2769	2701	2790	2749	635754	504636	
2017-1-25		2738	2806	2924	2891	2884	2890	2836	2819	2852	2750	2798	2773	683788	504510	
2017-1-26		2580	2644	2924	2920	2902	2890	2854	2842	2875	2750	2798	2787	438676	463170	

Flat Glass																
Date	701	702	703	704	705	706	707	708	709	710	711	712	801	Vol	0. I	
2017-1-3	1262	1239	1227	1207	1216	1216	1229	1214	1212	1220	1226	1222		196542	187290	
2017-1-4	1245	1239	1227	1207	1196	1200	1225	1210	1187	1215	1221	1222		350046	214374	
2017-1-5	1252	1233	1227	1207	1213	1210	1222	1210	1197	1215	1221	1222		251576	203852	
2017-1-6	1293	1233	1227	1222	1215	1214	1217	1205	1194	1188	1218	1222		298626	213228	
2017-1-9	1293	1233	1227	1231	1216	1225	1206	1210	1198	1191	1218	1222		231820	207022	
2017-1-10	1240	1280	1248	1252	1246	1233	1214	1260	1226	1197	1207	1240		470208	238626	
2017-1-11	1266	1280	1248	1268	1272	1266	1241	1253	1245	1216	1226	1240		287732	206318	
2017-1-12	1222	1300	1248	1268	1266	1252	1241	1248	1243	1223	1230	1240		363582	256178	
2017-1-13	1284	1261	1251	1276	1274	1267	1258	1262	1252	1237	1244	1240		468410	248834	
2017-1-16	1256	1311	1301	1320	1300	1291	1306	1299	1282	1267	1274	1270		485002	285916	
2017-1-17		1316	1307	1306	1300	1291	1293	1291	1285	1311	1298	1270	1276	338140	255188	
2017-1-18		1307	1307	1306	1298	1303	1293	1291	1285	1288	1298	1270	1267	265780	263592	
2017-1-19		1353	1307	1306	1295	1293	1293	1291	1283	1288	1298	1270	1263	271090	255358	

2017-1-20		1353	1310	1306	1311	1305	1293	1291	1299	1288	1297	1270	1285	511636	297616
2017-1-23		1332	1290	1280	1291	1289	1278	1291	1279	1286	1284	1270	1263	429872	251212
2017-1-24		1332	1290	1293	1301	1295	1312	1296	1291	1287	1285	1270	1275	302740	258848
2017-1-25		1332	1290	1323	1313	1302	1309	1296	1298	1287	1297	1270	1276	237790	237996
2017-1-26		1390	1346	1381	1319	1304	1315	1302	1306	1292	1305	1282	1285	195518	218456

Ferrosilicon															
Date	701	702	703	704	705	706	707	708	709	710	711	712	801	Vol	0. I
2017-1-3	4908	5210	4948	4628	5174	5122	4940	4918	5136	5130	4964	4964		1276	2726
2017-1-4	5000	5210	4940	4622	5166	5122	4932	4910	5136	5122	4956	4956		1408	2662
2017-1-5	5000	5210	4964	4644	5190	5146	4956	4934	5134	5120	4954	4954		1030	2716
2017-1-6	5150	5210	5114	4784	5114	5072	4884	4862	5096	5082	4918	4918		2466	2926
2017-1-9	5408	5150	5056	4730	4922	4844	4664	4644	4916	4902	4744	4744		2670	3960
2017-1-10	5136	4892	4802	4492	4952	4950	4766	4746	4924	4910	4752	4752		7856	3504
2017-1-11	5136	4966	4874	4560	5026	4950	4838	4818	4926	4984	4824	4824		2946	3276
2017-1-12	5168	4996	4904	4588	5056	4950	4868	4848	5056	5116	4952	4952		6226	3926
2017-1-13	5136	4964	4874	4560	5024	4950	4838	4818	5020	5084	4922	4922		2492	3846
2017-1-16	5218	5044	4952	4634	5104	4950	4916	4896	5096	5162	4998	4998		3144	3782
2017-1-17		4922	4832	4522	4980	4950	4798	4778	4932	4996	4838	4838	4998	2710	3682
2017-1-18		4858	4768	4462	4914	4884	4734	4716	4930	4994	4836	4836	4832	2628	4242
2017-1-19		4864	4774	4468	4920	4884	4740	4722	4920	4984	4826	4826	4832	2138	4174
2017-1-20		4852	4762	4458	4908	4884	4728	4710	4922	4986	4828	4828	4832	1594	3908
2017-1-23		4860	4770	4466	4916	4884	4736	4942	4922	5232	5066	5066	4832	1886	3906
2017-1-24		4898	4808	4502	4954	4884	4774	4700	4976	5290	5122	5122	4832	1598	3728
2017-1-25		4906	4816	4510	4962	4884	4782	4708	4934	5246	5080	5080	4832	1178	3554
2017-1-26		4860	4770	4466	4914	4884	4736	4662	4934	5246	5080	5080	4880	2024	3406

Silicon Manganese															
Date	701	702	703	704	705	706	707	708	709	710	711	712	801	Vol	0. I
2017-1-3	8386	8240	8362	8362	6694	7358	7358	7200	6580	7414	7414	7414		26584	24234
2017-1-4	8126	7984	8102	8102	6486	7130	7130	6976	6420	7234	7234	7234		28668	24020
2017-1-5	8156	8014	8132	8132	6510	7156	7156	7002	6442	7260	7260	7260		19020	24318
2017-1-6	8036	7896	8012	8012	6414	7050	7050	6900	6344	7150	7150	7150		27322	27804
2017-1-9	7908	7770	7886	7886	6312	6938	6938	6790	6266	7062	7062	7062		28948	28904
2017-1-10	7956	7818	7934	7500	6350	6980	6980	6832	6252	7046	7046	7046		53050	37258
2017-1-11	8092	7952	8070	7628	6458	7100	7100	6948	6302	7102	7102	7102		50800	38262
2017-1-12	8336	8192	8312	7858	6652	7314	7314	7158	6404	7218	7218	7218		86842	42854
2017-1-13	8396	8252	8372	7916	6700	7368	7368	7210	6450	7270	7270	7270		36738	43576
2017-1-16	8520	8374	8494	8032	6798	7476	7476	7316	6542	7374	7374	7374		48378	44260
2017-1-17		8146	8262	7812	6612	7272	7272	7116	6434	7252	7252	7252	6498	42668	45218
2017-1-18		8176	8292	7840	6636	7298	7298	7142	6438	7258	7258	7258	6390	38290	46718
2017-1-19		8134	8250	7800	6602	7262	7262	7106	6418	7236	7236	7236	6410	24304	46006

2017-1-20		8098	8214	7332	6572	7230	7230	7074	6364	7176	7176	6636	6454	20600	44010
2017-1-23		8084	8200	7320	6560	7218	7218	7062	6346	7156	7156	6618	6366	23918	47684
2017-1-24		8054	8170	7200	6536	7192	7192	7036	6354	7166	7166	6626	6338	33000	49912
2017-1-25		8024	8140	7174	6512	7166	7166	7010	6332	7142	7142	6604	6332	24814	48260
2017-1-26		7928	8044	7088	6434	7080	7080	6926	6286	7090	7090	6556	6288	21844	47510

Note: 1. Price: Yuan/Ton ; 2 .Trading volume and Month-end open interest in contract ; 3. Trading volume and Month-end open interest include buying and selling volume; 4. EFPs included.

VI Announcements

ZCE's Announcement on Solicitation of "Sanye" Activity Cooperator Units

(2017) No.1

Zhengzhou Commodity Exchange (hereinafter referred to as ZCE) is the first domestic Futures market pilot unit approved to set up by the State Council. ZCE always adhere to the basic requirement to service substantial economy, in recent years ZCE continues to carry out "into the industry, close to the industry and service enterprises" activity (hereinafter referred to as "Sanye" activity), strive to provide first-rate futures service for substantial economy development. To intensify market service and breeding work, push "Sanye" activity carried out in-depth, better promote futures market function, now ZCE openly solicit "Sanye" activity cooperator unites. Now related matters are announced as follows.

1. Cooperator Units Basic Requirements

- (1). Possess independent legal person subject qualification;
- (2). Professionals are familiar with futures market and have a deep understanding of futures operation mechanism;
- (3). Have relatively rich futures and spot customer resource;
- (4). Be able to issue compliance bills of "Sanye" activity fee, market service charge and etc. in accordance with the requirements of ZCE.

2. Cooperation Content

- (1). Organize marketing service, research and promotion activity

surrounding on varieties listed or planned to list by ZCE, guide and service related industries, spot enterprises use futures and over-the-counter derivatives to manage production and business operation risk;

(2). Based on ZCE's products and business characteristics, take effective forms to strengthen investors education, advocate the idea of compliance trade and rational investment, promote futures market running smoothly and develop healthily.

3. Rights and Duties

(1). Cooperation units rights: plan and apply to hold market cultivation activities, obtain cooperation fee in accordance with the contract, attend ZCE market development service training;

(2). Cooperation units Duties: strictly abide by Zhengzhou Commodity Exchange "Sanye" Activity Management Method, organize and implement market cultivating activity in accordance with the contract, do a good job in active service and activity summary report;

4. Cooperator Units Selection

(1). Intention cooperation unit shall submit Cooperation Unit Application Form (see attachment) to ZCE, non-members unit shall also submit copies of Business license, Organization code certificate and Qualification certificate. Submit materials must build official seal;

(2). After receiving the application, ZCE shall carry out a comprehensive review of intention cooperation unit according to the review process;

(3). ZCE signs "Sanye" activity cooperation agreement with intention cooperation units passing evaluation.

5. Application Date

ZCE will receive cooperation application all the year around (intention cooperation unit submitted application materials earlier stage do not need to application again).

ZCE contact: Zhibin Hao 0371-65612812

Yuehan Liu 0371-65610520

Ruidong Yin 0371-65610195

Address: No.30, business outer ring road, zhengdong new district, zhengzhou

Postcode: 450018

Attachment: Cooperation Unit Application Form

January 26th, 2017

ZCE's Announcement on Open "Sanye" Activity Supervision Report Way

(2017) No. 2

In order to strengthen management of "into the industry, close to the industry and service enterprises" activity (hereinafter referred to as "Sanye" activity), and further improve the level of management and standardization of market service work, now open "Sanye" activity supervision report way.

Email: xinfang@czce.com.cn

Tel: 0371- 65610800

Fax: 0371-65613068

Address: No.30, business outer ring road, zhengdong new district, zhengzhou

Postcode: 450018

Welcome all parties to supervise "Sanye" activities and complaint reporting on violations.

January 26th, 2017



郑州商品交易所

Zhengzhou Commodity Exchange

地址：郑州市郑东新区商务外环路30号

网址：<http://www.czce.com.cn>