



Zhengzhou  
Commodity Exchange

*MONTHLY  
REPORT*

6

## Contents

<b>I</b>	<b>Market Summary.....</b>	<b>2</b>
<b>II</b>	<b>Price Charts of All Products.....</b>	<b>4</b>
<b>III</b>	<b>Trading Volume, Turnover, Open Interest and Physical Delivery.....</b>	<b>12</b>
<b>IV</b>	<b>List of Quotations.....</b>	<b>15</b>
<b>V</b>	<b>Daily Settlement Price by Contracts.....</b>	<b>19</b>
<b>VI</b>	<b>Announcements.....</b>	<b>28</b>

## I Market Summary

Strong Gluten Wheat Futures oscillated down. The dominant contract WH1709 fluctuated within 79 Yuan/ton between 2,558 and 2,637 Yuan/ton, and closed down 12 Yuan/ton or 0.46% at 2,573 Yuan/ton from the price of the last month-end.

Early Long-grain Non-glutinous Rice Futures oscillated with a smaller volume. The dominant contract RI1709 fluctuated within 160 Yuan/ton between 2,640 and 2,800 Yuan/ton, and closed up 24 Yuan/ton or 0.89% at 2,718 Yuan/ton at the month-end.

Late Long-grain Non-glutinous Rice Futures did not trade in this month.

Japonica Rice Futures did not trade in this month.

Cotton Futures oscillated down. The dominant contract CF1709 fluctuated within 895 Yuan/ton between 14,800 and 15,69 Yuan/ton, and closed down 505 Yuan/ton or 3.27% at 14,935 Yuan/ton from the price of the last month-end.

Rapeseed Futures oscillated in a high level price range. The dominant contract RS1709 fluctuated within 408 Yuan/ton between 4,838 and 5,246 Yuan/ton, and closed at 5,188 Yuan/ton.

Rapeseed Oil Futures oscillated up. The dominant contract OI1709 fluctuated within 458 Yuan/ton between 6,002 and 6,460 Yuan/ton, and closed up 354 Yuan/ton or 5.87% at 6,386 Yuan/ton from the price of the last month-end.

Rapeseed Meal Futures oscillated up. The dominant contract RM1709 fluctuated within 95 Yuan/ton between 2,191 and 2,286 Yuan/ton, and closed up 29 Yuan/ton or 1.33% at 2,216 Yuan/ton from the price of the last month-end.

White Sugar Futures oscillated down. The dominant contract SR1709 fluctuated within 325 Yuan/ton between 6,358 and 6,683 Yuan/ton, and closed down 174 Yuan/ton or 2.66% at 6,378 Yuan/ton from the price of the last month-end.

Thermal Coal Futures oscillated up. The dominant contract ZC1709 fluctuated within 73.2 Yuan/ton between 511.8 and 585 Yuan/ton, and closed up 66 Yuan/ton or 12.85% at 579.8 Yuan/ton from the price of the last month-end.

PTA Futures oscillated up. The dominant contract TA1709 fluctuated within 200 Yuan/ton between 4,714 and 4,914 Yuan/ton, and closed up 52 Yuan/ton or 1.08% at 4,854 Yuan/ton from the price of the last month-end.

Methanol Futures oscillated up. The dominant contract MA1709 fluctuated within 192 Yuan/ton between 2,212 and 2,404 Yuan/ton, and closed up 122 Yuan/ton or 5.45% at

2,359 Yuan/ton from the price of the last month-end.

Glass Futures oscillated up. The dominant contract FG1709 fluctuated within 108 Yuan/ton between 1,261 and 1,369 Yuan/ton, and closed up 63 Yuan/ton or 4.83% at 1,368 Yuan/ton from the price of the last month-end.

Ferrosilicon Futures oscillated up. The dominant contract SF1709 fluctuated within 330 Yuan/ton between 5,314 and 5,644 Yuan/ton, and closed up 94 Yuan/ton or 1.74% at 5,508 Yuan/ton from the price of the last month-end.

Silicon Manganese Futures oscillated down. The dominant contract SM1709 fluctuated within 586 Yuan/ton between 6,024 and 6,610 Yuan/ton, and closed down 210 Yuan/ton or 3.2% at 6,358 Yuan/ton at the month-end.

The total trading volume of ZCE in this month was 46,736,916 contracts, including 5 contracts of Common Wheat, 23,987 contracts of Strong Gluten Wheat, 163 contracts of Early Long-grain Non-glutinous Rice, 0 contracts of Late Long-grain Non-glutinous Rice, 0 contracts of Japonica Rice, 2,154,194 contracts of Cotton, 398 contracts of Rapeseed, 2,386,470 contracts of Rapeseed Oil, 6,300,538 contracts of Rapeseed Meal, 5,224,114 contracts of White Sugar, 3,097,679 contracts of Thermal Coal Futures, 7,906,179 contracts of PTA, 13,313,549 contracts of Methanol, 4,315,761 contracts of Glass Futures, 216,798 contracts of Ferrosilicon Futures and 1,797,081 contracts of Silicon Manganese Futures.

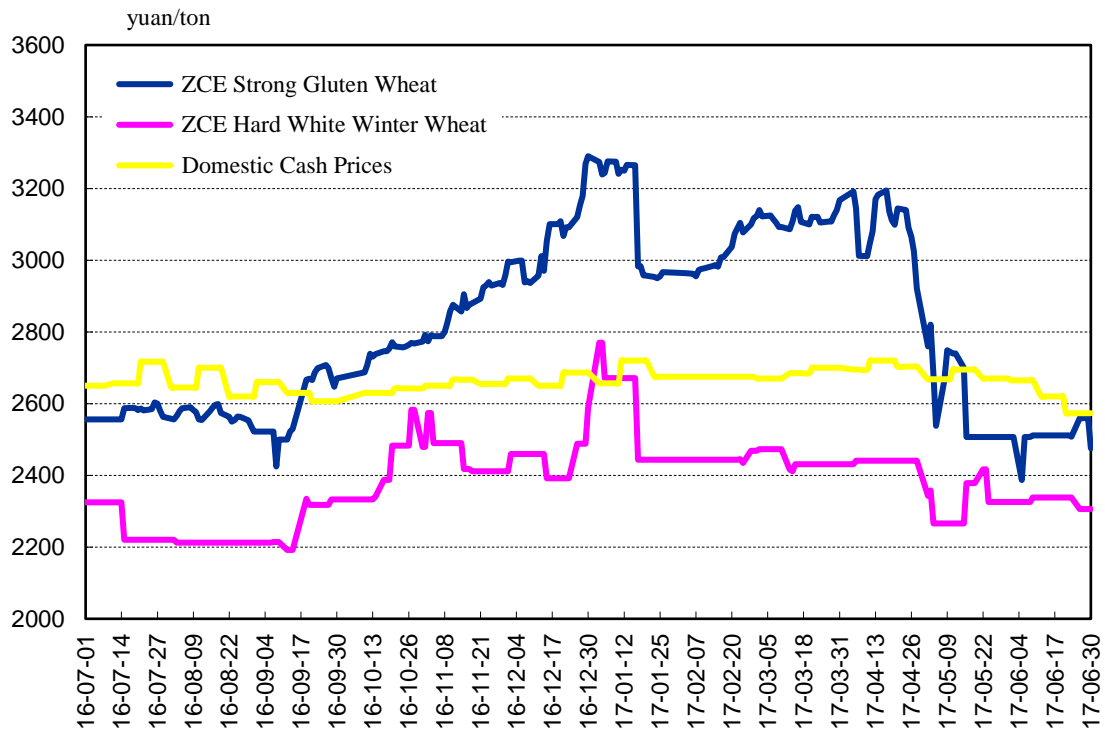
The month-end open interest was 3,458,882 contracts in total, including 3 contracts of Common Wheat, 3,225 contracts of Strong Gluten Wheat, 17 contracts of Early Long-grain Non-glutinous Rice, 0 contracts of Late Long-grain Non-glutinous Rice, 0 contracts of Japonica Rice, 174,635 contracts of Cotton, 2 contracts of Rapeseed, 210,056 contracts of Rapeseed Oil, 676,831 contracts of Rapeseed Meal, 524,910 contracts of White Sugar, 266,321 contracts of Thermal Coal, 990,641 contracts of PTA, 373,696 contracts of Methanol, 178,077 contracts of Glass, 8,256 contracts of Ferrosilicon and 52,212 contracts of Silicon Manganese.

The trading volume of White Sugar option in this month was 171,455 contracts, and the month-end open interest of White Sugar option was 48,797 contracts.

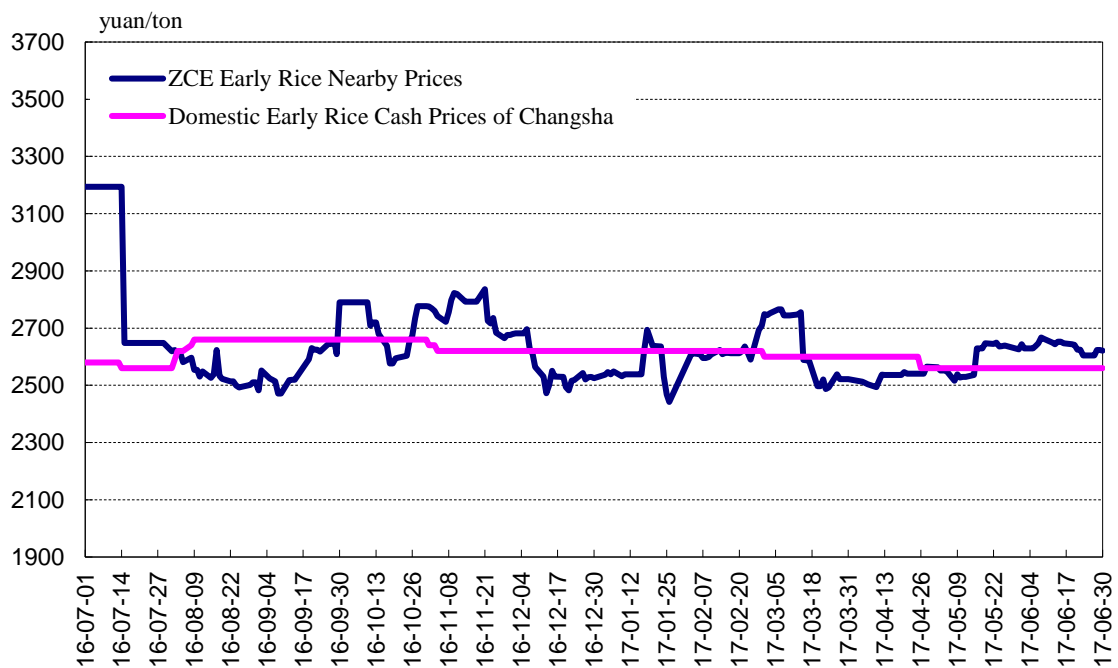
(Note: the trading volume and open interest are counted unilaterally)

## II Price Charts of All Products

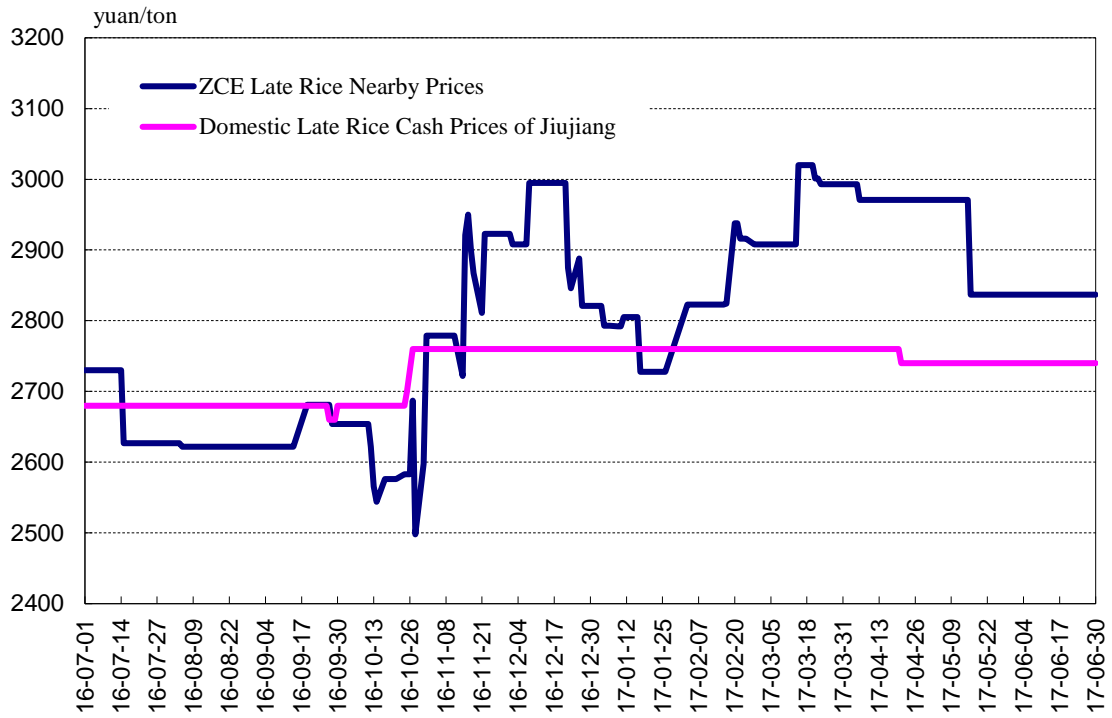
### ZCE Wheat Futures Prices vs Domestic Cash Prices Chart



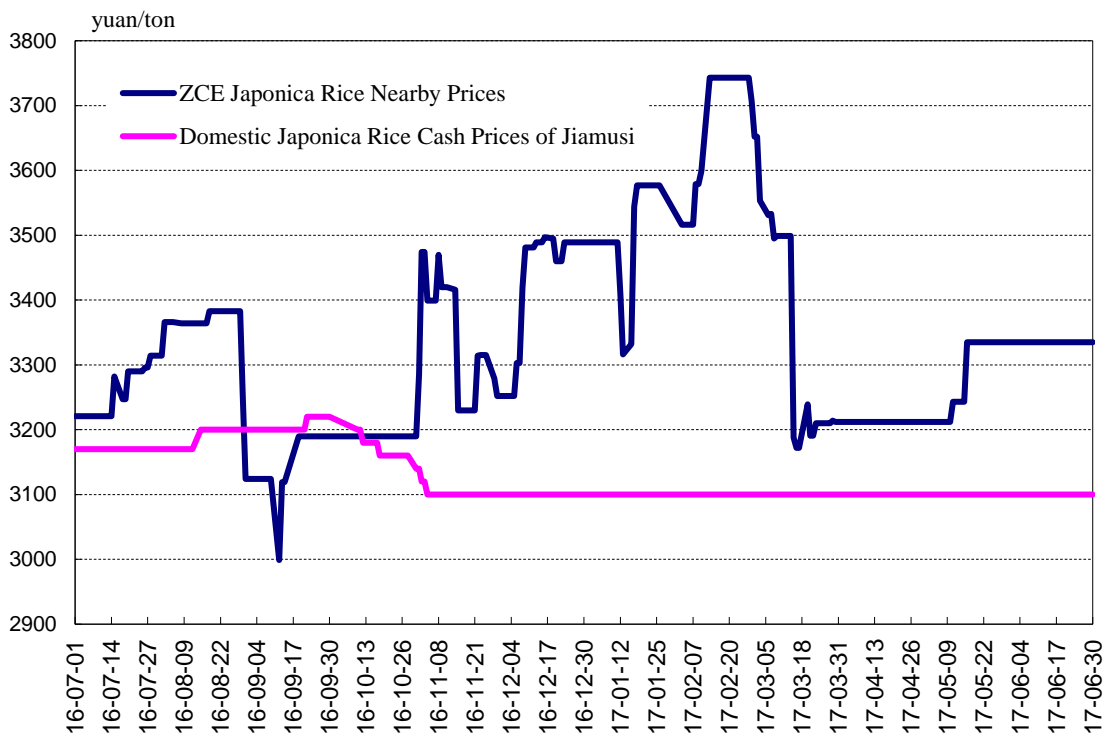
### ZCE Early Rice Futures Prices vs Domestic Cash Prices Chart



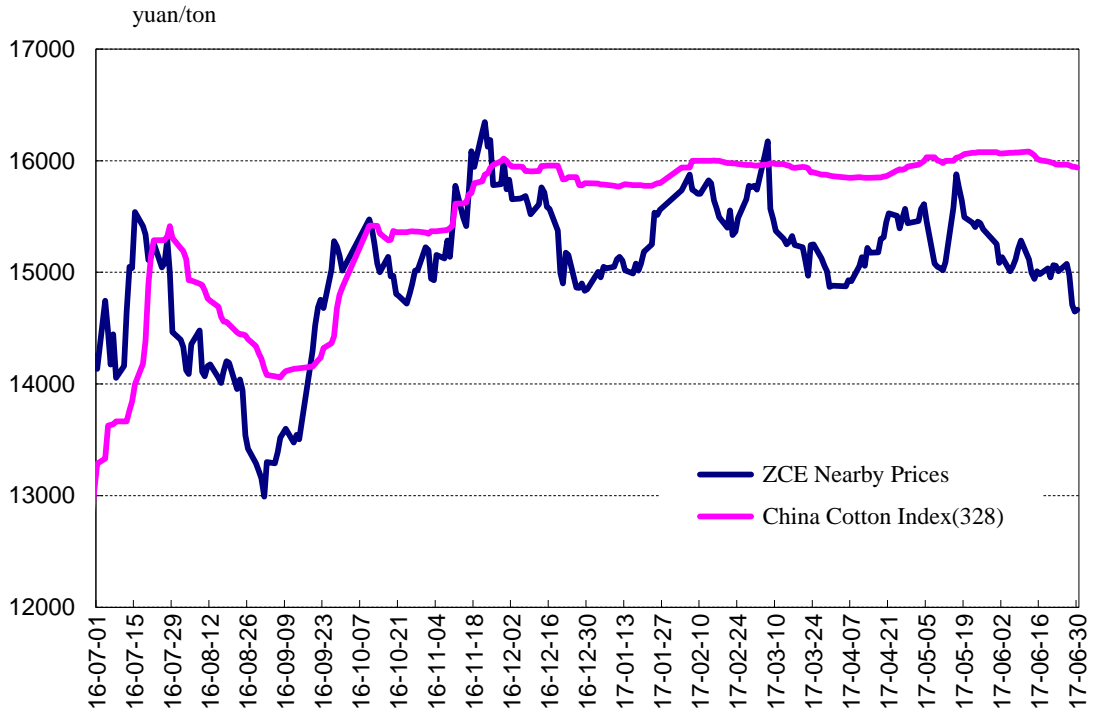
**ZCE Late Rice Futures Prices vs Domestic Cash Prices Chart**



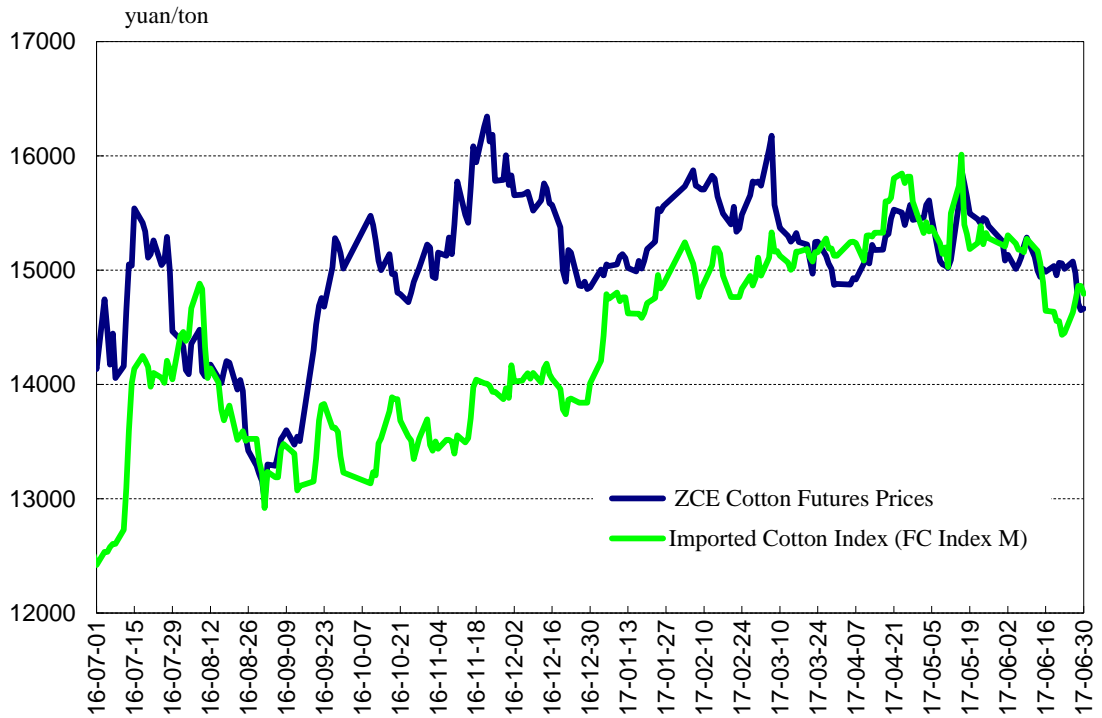
**ZCE Japonica Rice Futures Prices vs Domestic Cash Prices Chart**



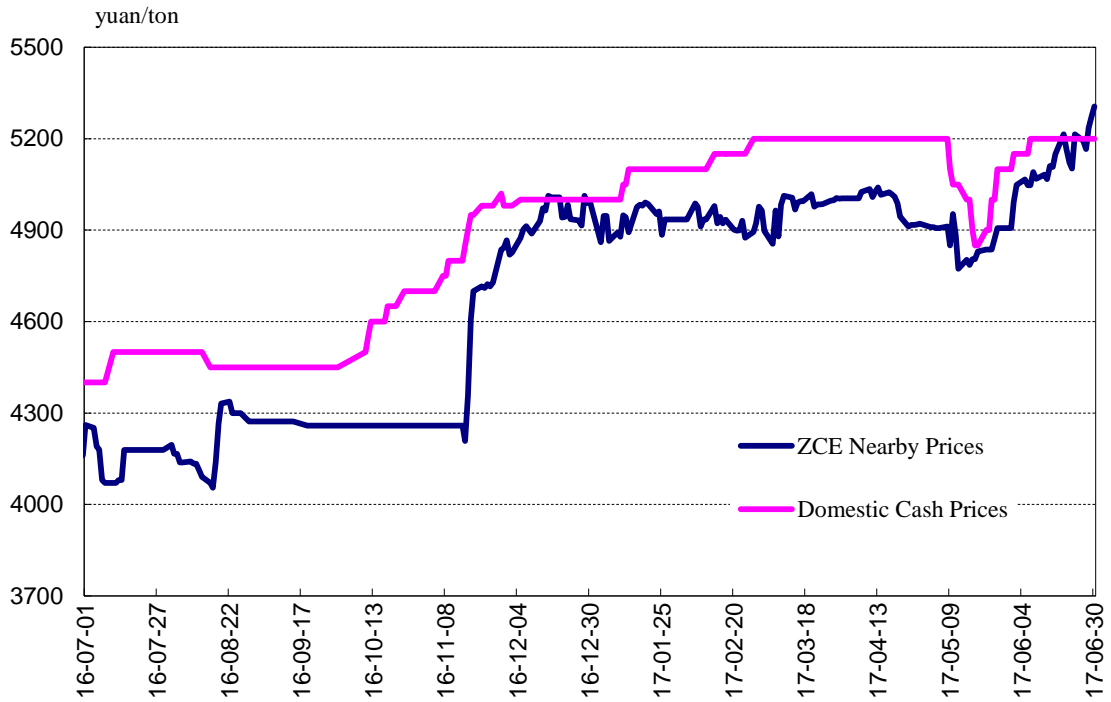
**ZCE Cotton Futures vs China Cotton Index Chart**



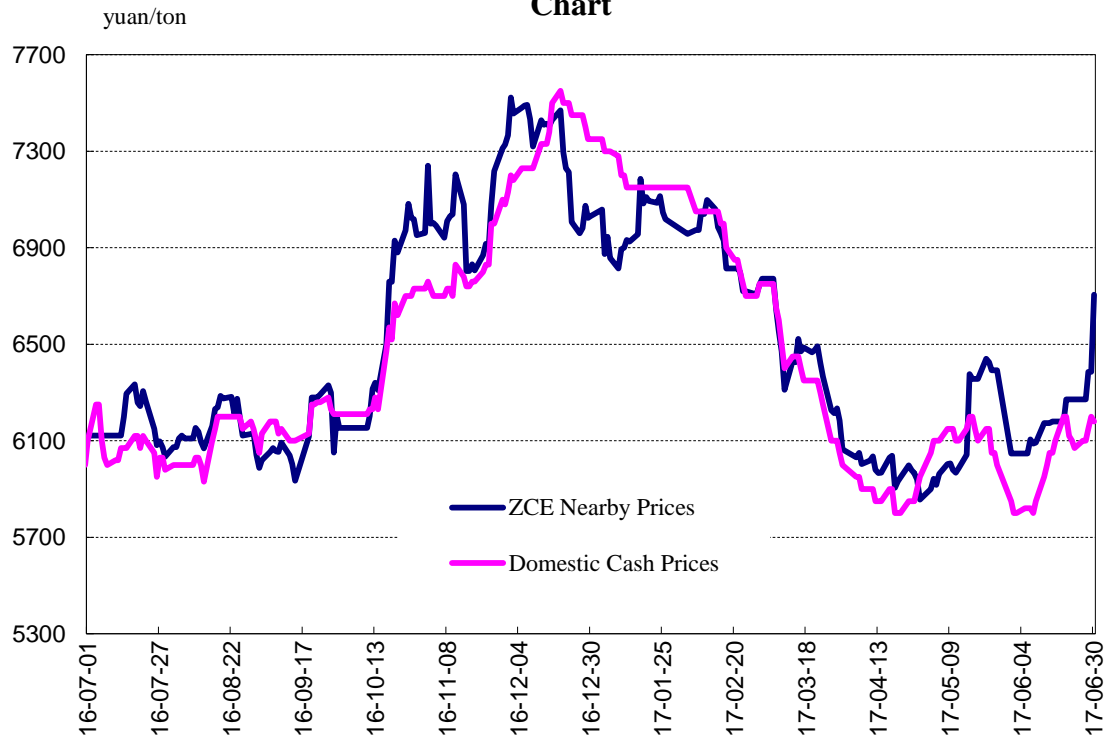
**ZCE Cotton Futures Prices vs Imported Cotton Prices**



### ZCE Rapeseed Futures Prices vs Domestic Cash Prices Chart

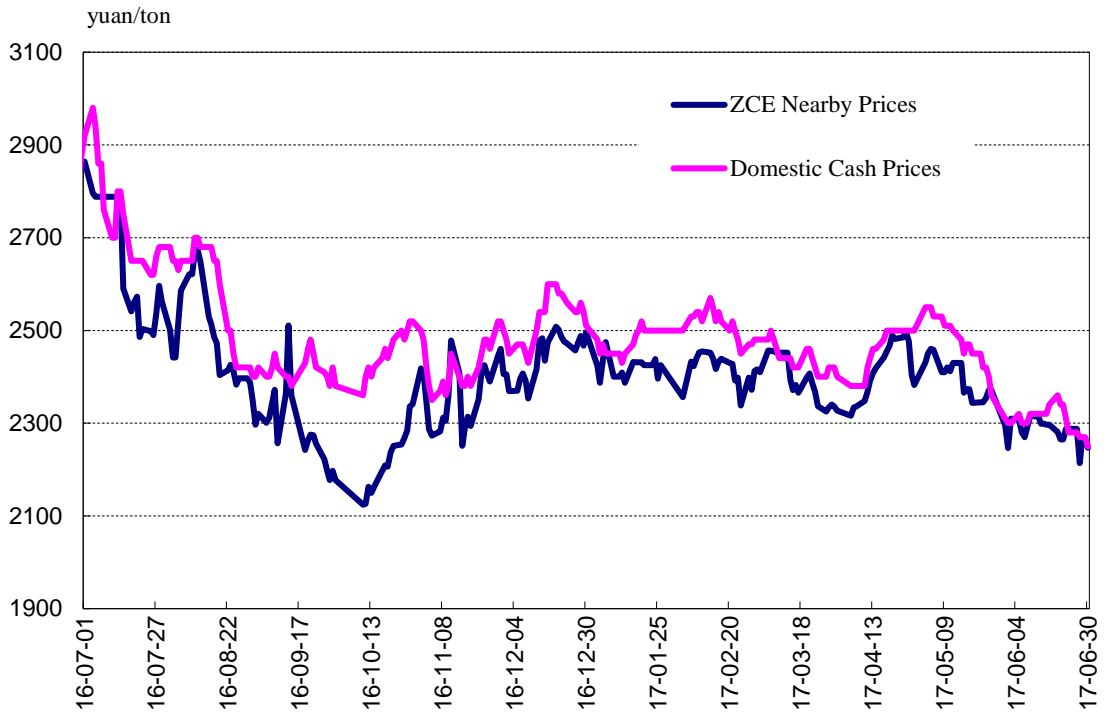


### ZCE Rapeseed Oil Futures Prices vs Domestic Cash Prices Chart

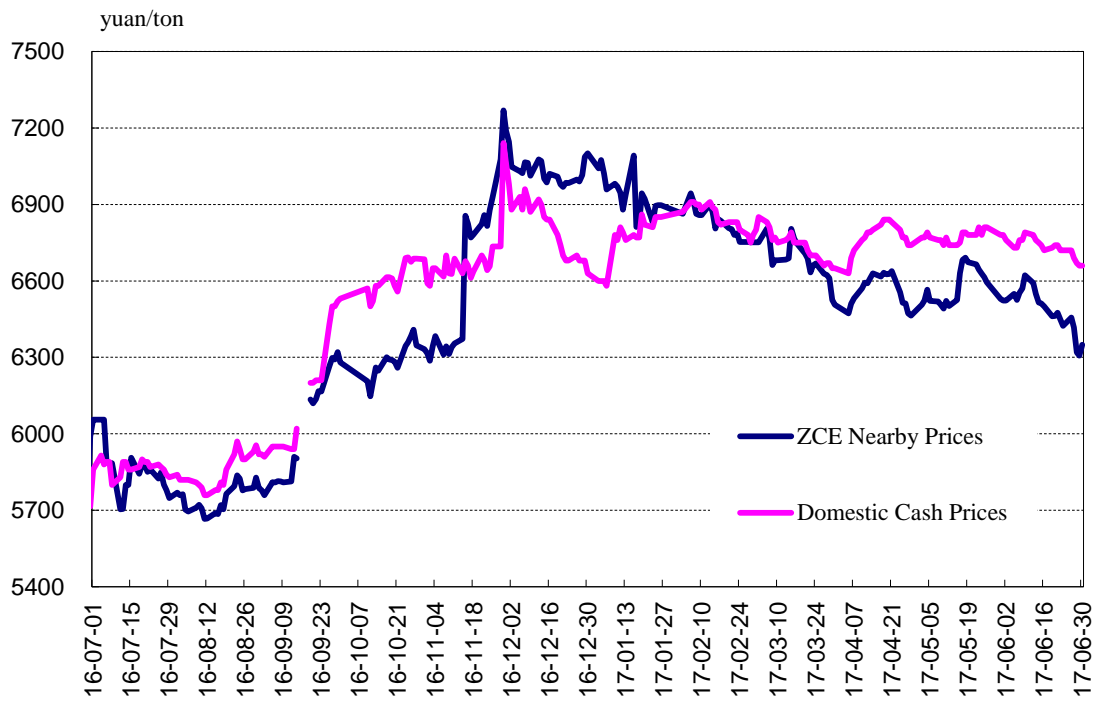




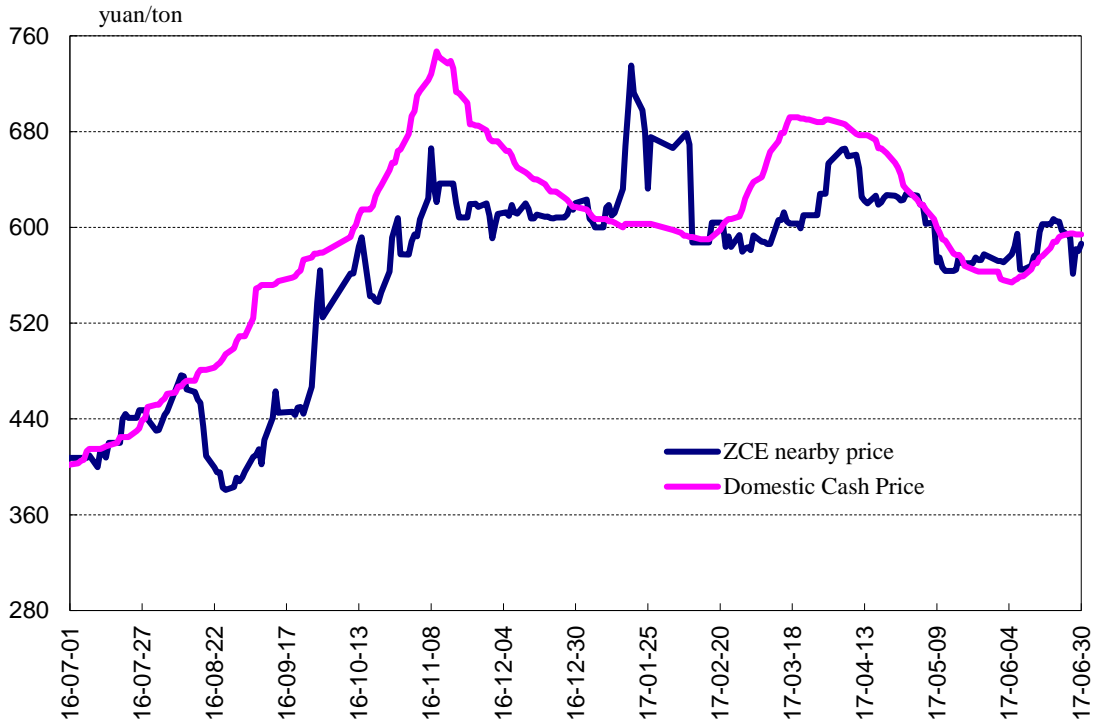
**ZCE Rapeseed Meal Futures Prices vs Domestic Cash Prices Chart**



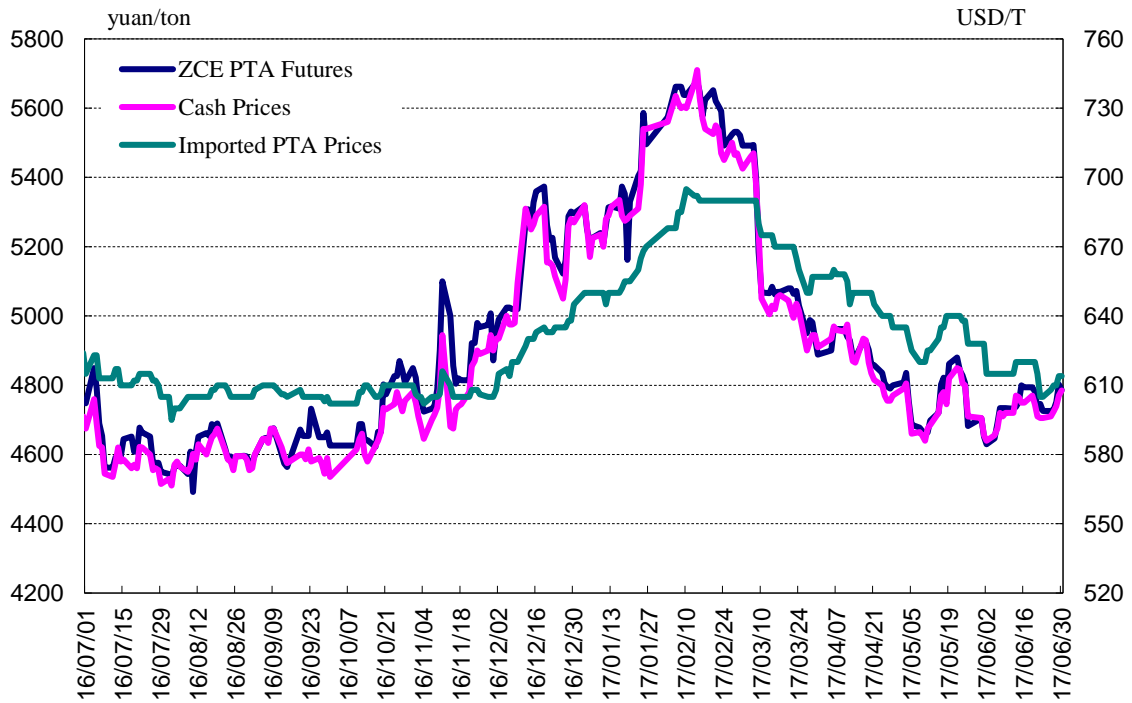
**ZCE Sugar Futures Prices vs Domestic Cash Prices Chart**



**ZCE Thermal coal Futures vs Domestic Cash Prices Chart**



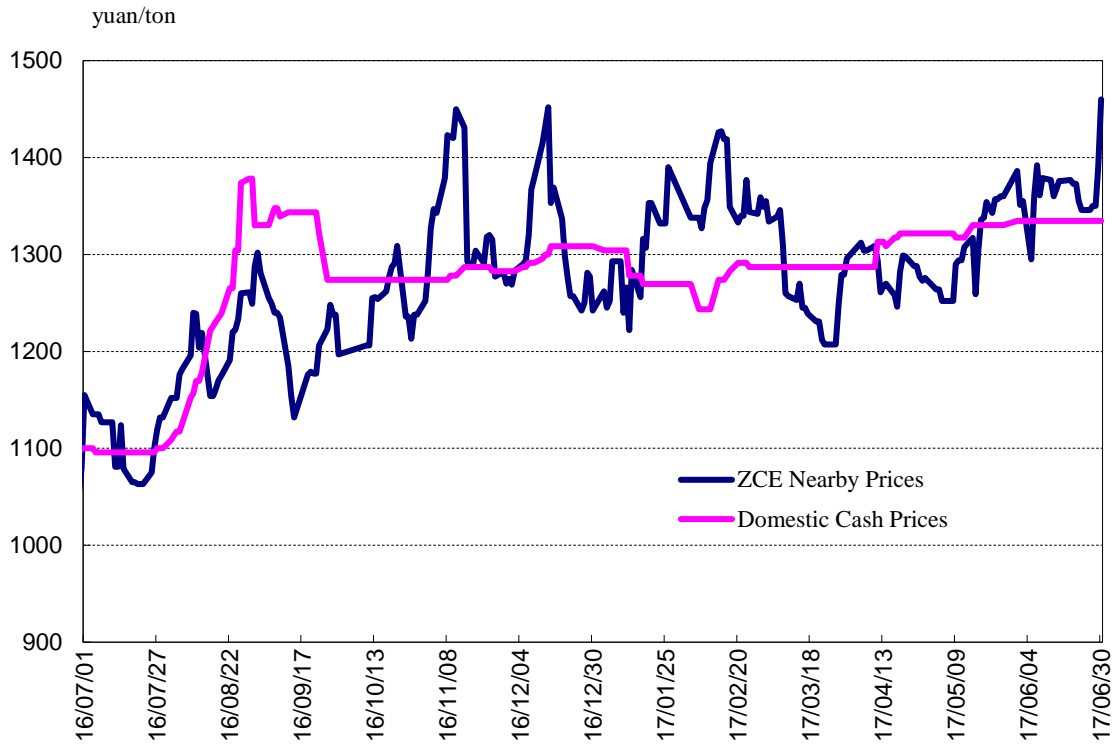
**ZCE PTA Futures vs PTA Cash Prices Chart**



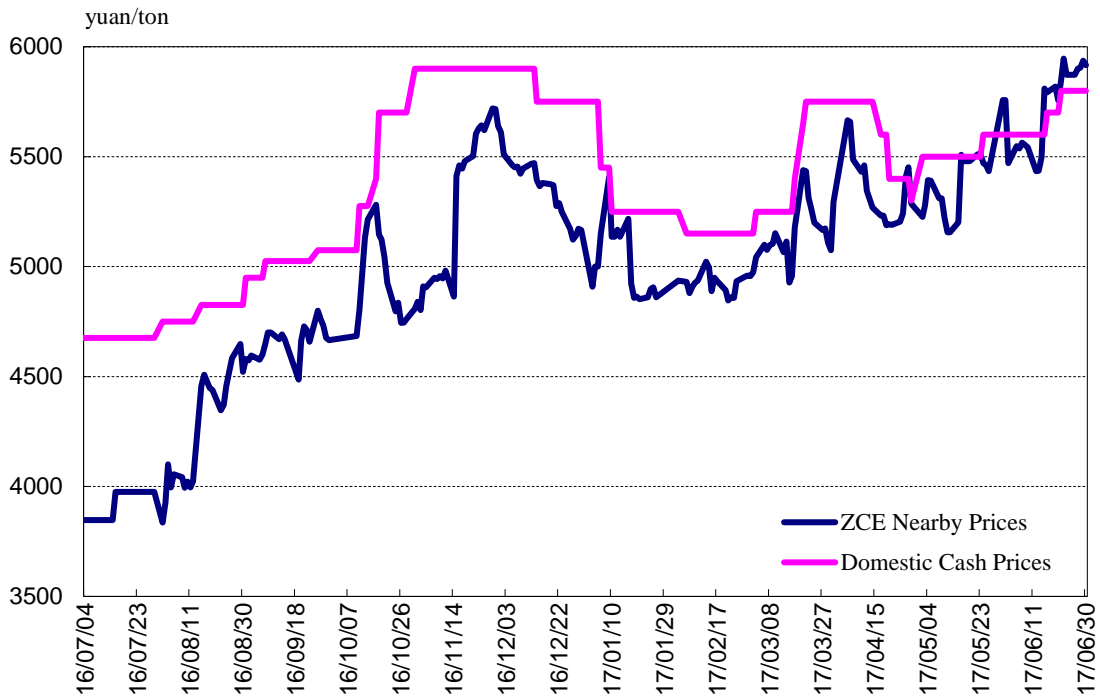
**ZCE Methanol Futures Prices vs Domestic Cash Prices Chart**



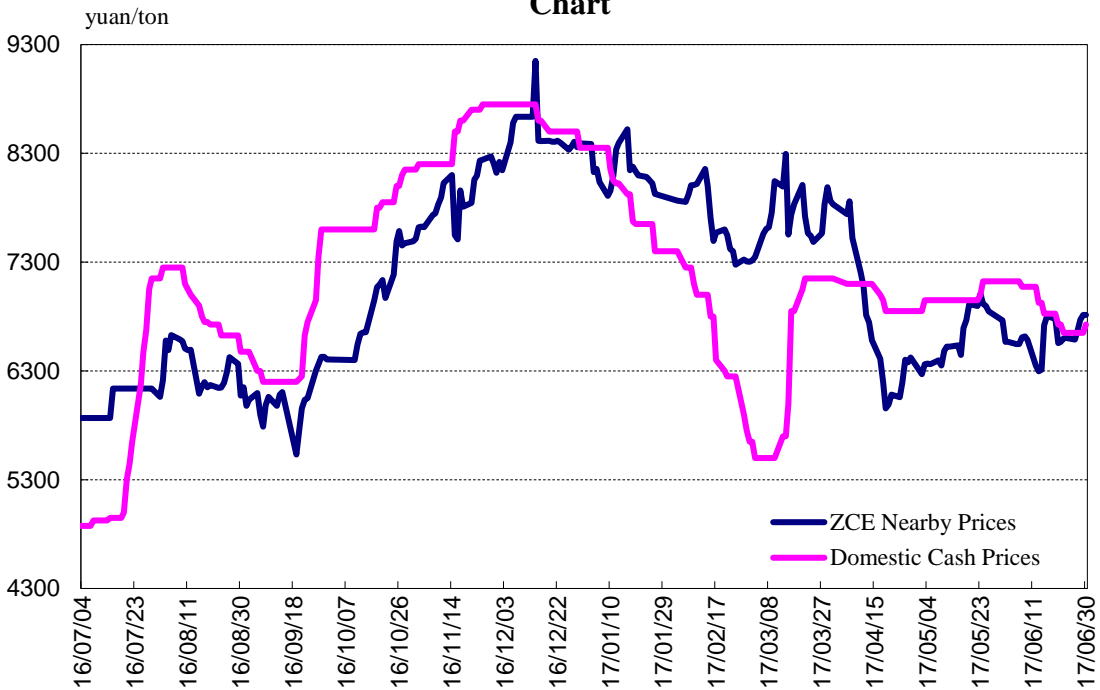
**ZCE Glass Futures Prices vs Domestic Cash Prices Chart**



**ZCE Ferrosilicon Futures Prices vs Domestic Cash Prices Chart**



**ZCE Silicon Manganese Futures Prices vs Domestic Cash Prices Chart**



### III Trading Volume, Turnover, Open Interest and Physical Delivery

#### Trading Volume

	Jun. -17	Jun. -16	Change%	Jan.'- Jun.'2017	Jan.'- Jun.'2016	Change%
Cotton No.1 (CF)	4,308,388	18,031,034	-76.11%	29,064,928	80,594,264	-63.94%
Early Rice (ER)			-	0	0	-
Flat Glass (FG)	8,631,522	10,021,760	-13.87%	45,877,404	43,745,306	4.87%
Japonica Rice (JR)	0	126	-100.00%	252	270	-6.67%
Late Rice (LR)	0	6	-100.00%	164	146	12.33%
Methanol (MA)	26,627,098	14,265,844	86.65%	124,101,150	155,201,864	-20.04%
Methanol (ME)			-	0	0	-
Rapeseed Oil (OI)	4,772,940	3,872,186	23.26%	27,321,058	19,426,632	40.64%
Common Wheat (PM)	10	34	-70.59%	82	234	-64.96%
Early Rice (RI)	326	714	-54.34%	1,176	1,422	-17.30%
Rapeseed Meal (RM)	12,601,076	89,445,892	-85.91%	87,408,878	275,390,006	-68.26%
Rapeseed Oil (RO)			-	0	0	-
Rapeseed (RS)	796	7,140	-88.85%	3,182	30,262	-89.49%
Ferrosilicon (SF)	433,596	4,920	8,712.93%	2,584,542	64,178	3,927.15%
Silicon Manganese(SM)	3,594,162	1,030	348,847.77%	26,353,554	63,094	41,668.72%
Sugar (SR)	10,448,228	21,072,724	-50.42%	60,581,562	141,739,772	-57.26%
PTA	15,812,358	21,288,380	-25.72%	146,805,654	159,959,020	-8.22%
Thermal Coal (TC)			-	0	294	-100.00%
Strong Gluten Wheat (WH)	47,974	55,578	-13.68%	599,856	617,140	-2.80%
Strong Gluten Wheat (WS)			-	0	0	-
Hard White Wheat (WT)			-	0	0	-
Thermal Coal (ZC)	6,195,358	6,945,452	-10.80%	25,891,498	40,249,626	-35.67%
<b>Total</b>	<b>93,473,832</b>	<b>185,012,820</b>	<b>-49.48%</b>	<b>576,594,940</b>	<b>917,083,530</b>	<b>-37.13%</b>

Note: 1. Unit: Trading volume in contract; 2. Trading volume includes buying and selling volume; 3. Contract size: 10 tons ( WT & ER & SR &OI & RS & RM & MA ), 5 tons( CF & TA & RO & SF & SM ), 50tons ( ME & PM ),20 tons ( RI & WH & FG & JR & LR ), 200 tons( TC ),100 tons ( ZC ); 4. EFPs included .

#### Turnover

	Jun. -17	Jun. -16	Change%	Jan.'-Jun.'2017	Jan.'- Jun.'2016	Change%
Cotton No.1 (CF)	32,819,733	120,859,841	-72.84%	227,114,825	491,272,185	-53.77%
Early Rice (ER)			-	0	0	-
Flat Glass (FG)	22,543,175	20,483,649	10.05%	118,515,825	84,069,605	40.97%
Japonica Rice (JR)	0	805	-100.00%	1,640	1,664	-1.44%

Late Rice (LR)	0	29	-100.00%	951	781	21.77%
Methanol (MA)	61,683,766	27,264,681	126.24%	318,327,482	291,066,185	9.37%
Methanol (ME)			-	0	0	-
Rapeseed Oil (OI)	30,041,624	24,095,266	24.68%	180,697,799	116,512,680	55.09%
Common Wheat (PM)	118	399	-70.43%	1,019	2,805	-63.67%
Early Rice (RI)	1,778	3,859	-53.93%	6,369	7,770	-18.03%
Rapeseed Meal (RM)	27,963,770	235,728,939	-88.14%	207,040,285	626,854,794	-66.97%
Rapeseed Oil (RO)			-	0	0	-
Rapeseed (RS)	4,083	30,071	-86.42%	15,889	122,325	-87.01%
Ferrosilicon (SF)	1,183,688	10,153	11,558.50%	7,247,467	140,651	5,052.80%
Silicon Manganese(SM)	11,349,939	2,416	469,682.24%	85,019,109	157,996	53,710.92%
Sugar (SR)	68,372,716	123,004,915	-44.41%	407,629,981	789,056,094	-48.34%
PTA	38,225,127	50,379,752	-24.13%	385,747,294	374,481,899	3.01%
Thermal Coal (TC)			-	0	1,794	-100.00%
Strong Gluten Wheat (WH)	249,335	299,251	-16.68%	3,532,963	3,468,872	1.85%
Strong Gluten Wheat (WS)			-	0	0	-
Hard White Wheat (WT)			-	0	0	-
Thermal Coal (ZC)	34,643,840	29,003,212	19.45%	146,149,672	149,706,083	-2.38%
Total	329,082,692	631,167,238	-47.86%	2,087,048,570	2,926,924,183	-28.69%

Note: 1. Turnover in 10,000 Yuan; 2. Turnover includes buying and selling volume; 3. EFPs included .

## Open Interest

	Jun. -17	Jun.-16	Change%	May. -2017	Change%
Cotton No.1 (CF)	349,270	701,226	-50.19%	271,686	28.56%
Early Rice (ER)			-		0.00%
Flat Glass (FG)	356,154	360,526	-1.21%	375,406	-5.13%
Japonica Rice (JR)	0	2	-100.00%	0	0.00%
Late Rice (LR)	0	4	-100.00%	0	0.00%
Methanol (MA)	747,392	531,542	40.61%	556,682	34.26%
Methanol (ME)			-		0.00%
Rapeseed Oil (OI)	420,112	319,836	31.35%	442,768	-5.12%
Common Wheat (PM)	6	16	-62.50%	6	0.00%
Early Rice (RI)	34	42	-19.05%	30	13.33%
Rapeseed Meal (RM)	1,353,662	1,312,740	3.12%	1,422,306	-4.83%
Rapeseed Oil (RO)			-		0.00%
Rapeseed (RS)	4	1,094	-99.63%	44	-90.91%
Ferrosilicon (SF)	16,512	610	2,606.89%	10,748	53.63%
Silicon Manganese(SM)	104,424	144	72,416.67%	112,682	-7.33%

<b>Sugar (SR)</b>	1,049,820	1,339,996	-21.65%	996,460	5.35%
<b>PTA</b>	1,981,282	1,614,226	22.74%	1,934,210	2.43%
<b>Thermal Coal (TC)</b>			-		0.00%
<b>Strong Gluten Wheat (WH)</b>	6,450	13,410	-51.90%	12,380	-47.90%
<b>Strong Gluten Wheat (WS)</b>			-		0.00%
<b>Hard White Wheat (WT)</b>			-		0.00%
<b>Thermal Coal (ZC)</b>	532,642	258,150	106.33%	365,154	45.87%
<b>Total</b>	6,917,764	6,453,564	7.19%	6,500,562	6.42%

Note: 1. Unit: Trading volume in contract; 2. Trading volume includes buying and selling volume; 3. Contract size: 10 tons ( WT & ER & SR &OI & RS & RM & MA ), 5 tons( CF & TA & RO & SF & SM ), 50tons ( ME & PM ),20 tons ( RI & WH & FG & JR & LR ) , 200 tons( TC ) ,100 tons ( ZC ) .

### Physical Delivery

	<b>Jun. 2017 Delivery Volume</b>	<b>Jun. 2017 EFPs</b>	<b>Jun. 2016 Delivery Volume</b>	<b>Jun. 2016 EFPs</b>	<b>Jan.'-Jun.' 2017</b>	<b>Jan.'- Jun.' 2016</b>
<b>CF</b>					31,720	15,688
<b>ER</b>						
<b>FG</b>	0	0	152	0	675	577
<b>JR</b>					0	0
<b>LR</b>					0	0
<b>MA</b>	0	0	0	0	7,148	9,836
<b>ME</b>						
<b>OI</b>					15,661	5,917
<b>PM</b>					0	13
<b>RI</b>					0	0
<b>RM</b>					7,060	11,521
<b>RO</b>						
<b>RS</b>						
<b>SF</b>	0	0	0	0	385	77
<b>SM</b>	0	0	0	0	4,046	0
<b>SR</b>					59,560	43,601
<b>TA</b>	129	0	29	0	108,220	96,835
<b>TC</b>						400
<b>WH</b>					2,740	2,543
<b>WS</b>						
<b>WT</b>						
<b>ZC</b>	0	0	0	0	4,200	4,000
<b>Total</b>	129	0	181	0	241,415	191,008

Note: 1. Unit: Trading volume in contract; 2. Trading volume includes buying and selling volume; 3. Contract size: 10 tons ( WT & ER & SR &OI & RS & RM & MA ), 5 tons( CF & TA & RO & SF & SM ), 50tons ( ME & PM ),20 tons ( RI & WH & FG & JR & LR ) , 200 tons( TC ) ,100 tons ( ZC ) .

## IV List of Quotations

Contract	Open	High	Low	Close	O.I	Change	Settlement	Volume	Turnover
CF707	15,145.00	15,325.00	14,585.00	14,650.00	2,092	534	14,665.00	7,156	5.370
CF709	15,430.00	15,695.00	14,800.00	14,935.00	237,884	31,958	14,935.00	3,791,290	2,889.877
CF711	15,255.00	15,420.00	14,635.00	14,695.00	1,200	-416	14,700.00	1,960	1.468
CF801	15,520.00	15,710.00	14,705.00	14,805.00	94,298	37,028	14,805.00	486,446	368.942
CF803	15,555.00	15,555.00	0.00	14,930.00	12	-4	14,910.00	58	0.044
CF805	15,670.00	15,830.00	14,770.00	14,835.00	13,784	8,484	14,850.00	21,478	16.273
<b>Subtotal</b>					<b>349,270</b>			<b>4,308,388</b>	<b>3,281.973</b>
FG706	1,295.00	1,395.00	0.00	1,361.00	0	-18	1,368.00	22	0.006
FG707	1,330.00	1,460.00	0.00	1,460.00	0	-4	1,460.00	36	0.010
FG708	1,321.00	1,399.00	0.00	1,366.00	16	-12	1,377.00	766	0.201
FG709	1,306.00	1,369.00	1,261.00	1,368.00	284,014	-66,016	1,359.00	8,143,602	2,132.108
FG710	1,299.00	1,338.00	0.00	1,330.00	300	176	1,326.00	1,084	0.280
FG711	1,266.00	1,346.00	0.00	1,342.00	20	4	1,342.00	40	0.010
FG712	1,268.00	1,313.00	0.00	1,313.00	96	34	1,333.00	120	0.031
FG801	1,210.00	1,310.00	1,187.00	1,308.00	69,212	46,342	1,302.00	463,522	116.304
FG802	1,204.00	1,299.00	0.00	1,282.00	10	2	1,282.00	80	0.020
FG803	1,200.00	1,236.00	0.00	1,214.00	2	0	1,283.00	18	0.004
FG804	1,174.00	1,254.00	0.00	1,239.00	4	2	1,272.00	18	0.004
FG805	1,174.00	1,272.00	1,150.00	1,269.00	2,468	226	1,264.00	22,124	5.316
FG806	1,222.00	1,288.00	0.00	1,288.00	12	12	1,288.00	90	0.022
<b>Subtotal</b>					<b>356,154</b>			<b>8,631,522</b>	<b>2,254.318</b>
JR707	0.00	0.00	0.00	0.00	0	0	3,335.00	0	0
JR709	0.00	0.00	0.00	0.00	0	0	3,257.00	0	0
JR711	0.00	0.00	0.00	0.00	0	0	3,211.00	0	0
JR801	0.00	0.00	0.00	0.00	0	0	3,196.00	0	0
JR803	0.00	0.00	0.00	0.00	0	0	3,192.00	0	0
JR805	0.00	0.00	0.00	0.00	0	0	3,218.00	0	0
<b>Subtotal</b>					<b>0</b>			<b>0</b>	<b>0.000</b>
LR707	0.00	0.00	0.00	0.00	0	0	2,837.00	0	0
LR709	0.00	0.00	0.00	0.00	0	0	2,905.00	0	0
LR711	0.00	0.00	0.00	0.00	0	0	2,872.00	0	0
LR801	0.00	0.00	0.00	0.00	0	0	2,913.00	0	0
LR803	0.00	0.00	0.00	0.00	0	0	2,913.00	0	0
LR805	0.00	0.00	0.00	0.00	0	0	2,913.00	0	0
<b>Subtotal</b>					<b>0</b>			<b>0</b>	<b>0.000</b>
MA706	0.00	0.00	0.00	0.00	0	0	2,525.00	0	0



MA707	2,296.00	2,408.00	0.00	2,324.00	0	0	2,379.00	60	0.014
MA708	2,319.00	2,473.00	0.00	2,394.00	36	24	2,394.00	108	0.026
MA709	2,241.00	2,404.00	2,212.00	2,359.00	658,728	146,776	2,358.00	25,819,726	5,979.180
MA710	2,308.00	2,434.00	0.00	2,364.00	12	2	2,375.00	490	0.115
MA711	2,311.00	2,327.00	0.00	2,271.00	8	2	2,360.00	6	0.001
MA712	2,268.00	2,403.00	0.00	2,324.00	6	-4	2,363.00	22	0.005
MA801	2,269.00	2,418.00	2,240.00	2,383.00	86,866	43,030	2,381.00	799,072	187.258
MA802	2,288.00	2,400.00	0.00	2,380.00	12	8	2,384.00	34	0.008
MA803	2,396.00	2,396.00	0.00	2,391.00	4	-2	2,394.00	4	0.001
MA804	2,335.00	2,390.00	0.00	2,390.00	4	2	2,355.00	26	0.006
MA805	2,288.00	2,410.00	2,252.00	2,385.00	1,716	872	2,382.00	7,550	1.763
MA806	0.00	0.00	0.00	0.00	0	0	2,340.00	0	0
<b>Subtotal</b>					<b>747,392</b>			<b>26,627,098</b>	<b>6,168.377</b>
OI707	6,272.00	6,706.00	0.00	6,706.00	10	-2	6,706.00	22	0.014
OI709	6,022.00	6,460.00	6,002.00	6,386.00	218,742	-64,966	6,404.00	3,714,352	2,326.743
OI711	0.00	0.00	0.00	0.00	2	0	6,458.00	0	0
OI801	6,214.00	6,596.00	6,182.00	6,530.00	194,844	36,922	6,520.00	1,040,448	665.527
OI803	0.00	0.00	0.00	0.00	0	0	6,512.00	0	0
OI805	6,390.00	6,692.00	6,338.00	6,634.00	6,514	5,390	6,628.00	18,118	11.878
<b>Subtotal</b>					<b>420,112</b>			<b>4,772,940</b>	<b>3,004.162</b>
PM707	0.00	0.00	0.00	0.00	0	0	2,306.00	0	0
PM709	2,413.00	2,413.00	0.00	2,282.00	6	0	2,344.00	10	0.012
PM711	0.00	0.00	0.00	0.00	0	0	2,556.00	0	0
PM801	0.00	0.00	0.00	0.00	0	0	2,445.00	0	0
PM803	0.00	0.00	0.00	0.00	0	0	2,542.00	0	0
PM805	0.00	0.00	0.00	0.00	0	0	2,575.00	0	0
<b>Subtotal</b>					<b>6</b>			<b>10</b>	<b>0.012</b>
RI707	0.00	0.00	0.00	0.00	0	0	2,621.00	0	0
RI709	2,705.00	2,800.00	0.00	2,718.00	32	4	2,715.00	322	0.176
RI711	0.00	0.00	0.00	0.00	0	0	2,563.00	0	0
RI801	2,735.00	2,740.00	0.00	2,740.00	2	0	2,855.00	4	0.002
RI803	0.00	0.00	0.00	0.00	0	0	2,755.00	0	0
RI805	0.00	0.00	0.00	0.00	0	0	2,755.00	0	0
<b>Subtotal</b>					<b>34</b>			<b>326</b>	<b>0.178</b>
RM707	2,287.00	2,340.00	0.00	2,339.00	54	-3,206	2,247.00	3,274	0.745
RM708	2,264.00	2,350.00	0.00	2,293.00	15,882	-500	2,255.00	620	0.142
RM709	2,193.00	2,286.00	2,191.00	2,216.00	888,284	-145,104	2,234.00	11,200,980	2,503.522
RM711	2,096.00	2,215.00	2,053.00	2,157.00	51,914	1,860	2,166.00	2,868	0.606
RM801	2,023.00	2,145.00	2,016.00	2,111.00	316,952	32,038	2,123.00	1,257,544	262.577
RM803	2,068.00	2,165.00	2,051.00	2,144.00	45,814	27,288	2,143.00	28,444	5.919
RM805	2,085.00	2,183.00	2,067.00	2,154.00	34,762	18,980	2,165.00	107,346	22.865
<b>Subtotal</b>					<b>1,353,662</b>			<b>12,601,076</b>	<b>2,796.377</b>
RS707	4,890.00	5,796.00	4,745.00	5,530.00	0	-40	5,306.00	766	0.393

RS708	4,600.00	5,594.00	0.00	5,000.00	0	0	5,000.00	16	0.008
RS709	5,246.00	5,246.00	0.00	5,188.00	4	0	5,188.00	14	0.007
RS711	0.00	0.00	0.00	0.00	0	0	5,049.00	0	0
<b>Subtotal</b>					<b>4</b>			<b>796</b>	<b>0.408</b>
SF706	5,758.00	5,758.00	0.00	5,460.00	0	-16	5,498.00	18	0.005
SF707	6,164.00	6,164.00	0.00	5,578.00	0	0	5,916.00	4	0.001
SF708	5,382.00	5,550.00	0.00	5,390.00	0	-2	5,564.00	10	0.003
SF709	5,432.00	5,644.00	5,314.00	5,508.00	12,138	5,582	5,520.00	431,160	117.717
SF710	5,962.00	5,962.00	0.00	5,460.00	4	4	5,464.00	24	0.007
SF711	5,410.00	5,410.00	0.00	5,410.00	0	-2	5,278.00	2	0.001
SF712	0.00	0.00	0.00	0.00	0	0	5,408.00	0	0
SF801	5,300.00	5,480.00	5,240.00	5,412.00	324	166	5,412.00	2,128	0.569
SF802	5,556.00	5,556.00	0.00	5,320.00	4,024	24	5,322.00	74	0.020
SF803	0.00	0.00	0.00	0.00	0	0	5,328.00	0	0
SF804	0.00	0.00	0.00	0.00	0	0	5,328.00	0	0
SF805	5,196.00	5,400.00	0.00	5,328.00	22	8	5,330.00	176	0.047
SF806	0.00	0.00	0.00	0.00	0	0	5,290.00	0	0
<b>Subtotal</b>					<b>16,512</b>			<b>433,596</b>	<b>118.369</b>
SM706	0.00	0.00	0.00	0.00	0	0	6,312.00	0	0
SM707	0.00	0.00	0.00	0.00	0	0	6,814.00	0	0
SM708	6,534.00	6,534.00	0.00	6,534.00	0	-2	6,390.00	2	0.001
SM709	6,590.00	6,610.00	6,024.00	6,358.00	101,114	-9,580	6,326.00	3,566,096	1,126.398
SM710	6,266.00	6,586.00	0.00	6,298.00	0	-2	6,326.00	10	0.003
SM711	0.00	0.00	0.00	0.00	0	0	6,840.00	0	0
SM712	5,956.00	6,470.00	0.00	6,268.00	6	0	6,308.00	6	0.002
SM801	6,274.00	6,376.00	5,920.00	6,214.00	3,046	1,128	6,180.00	26,466	8.103
SM802	0.00	0.00	0.00	0.00	0	0	5,998.00	0	0
SM803	6,446.00	6,446.00	0.00	6,012.00	0	0	6,454.00	8	0.002
SM804	0.00	0.00	0.00	0.00	0	0	6,734.00	0	0
SM805	6,000.00	6,500.00	5,924.00	6,132.00	258	198	6,124.00	1,574	0.485
SM806	0.00	0.00	0.00	0.00	0	0	6,118.00	0	0
<b>Subtotal</b>					<b>104,424</b>			<b>3,594,162</b>	<b>1,134.994</b>
SR707	6,500.00	6,622.00	0.00	6,356.00	164	-110	6,349.00	1,004	0.651
SR709	6,555.00	6,683.00	6,358.00	6,378.00	588,752	-15,962	6,405.00	7,506,080	4,904.494
SR711	6,598.00	6,736.00	0.00	6,391.00	220	82	6,391.00	464	0.303
SR801	6,740.00	6,800.00	6,313.00	6,379.00	400,730	46,530	6,409.00	2,726,562	1,792.624
SR803	6,739.00	6,794.00	0.00	6,371.00	248	142	6,394.00	258	0.170
SR805	6,692.00	6,760.00	6,231.00	6,299.00	52,130	18,320	6,334.00	194,092	126.077
SR807	6,769.00	6,769.00	0.00	6,325.00	56	2	6,325.00	34	0.022
SR809	6,692.00	6,763.00	6,228.00	6,296.00	7,468	4,340	6,336.00	19,704	12.911
SR811	6,688.00	6,689.00	0.00	6,311.00	52	16	6,311.00	30	0.020
<b>Subtotal</b>					<b>1,049,820</b>			<b>10,448,228</b>	<b>6,837.272</b>
TA706	4,642.00	4,770.00	0.00	4,770.00	0	-264	4,752.00	216	0.051

TA707	4,680.00	4,834.00	0.00	4,786.00	14	-18	4,786.00	42	0.010
TA708	4,752.00	4,870.00	0.00	4,780.00	48	0	4,814.00	178	0.043
TA709	4,784.00	4,914.00	4,714.00	4,854.00	1,676,656	-66,256	4,864.00	14,752,896	3,558.631
TA710	4,812.00	4,962.00	0.00	4,936.00	200	-60	4,936.00	400	0.098
TA711	4,880.00	4,938.00	0.00	4,922.00	30	0	4,922.00	22	0.005
TA712	4,878.00	5,030.00	0.00	4,934.00	36	-2	4,954.00	26	0.006
TA801	4,958.00	5,078.00	4,890.00	4,994.00	300,530	110,894	4,996.00	1,045,466	260.333
TA802	4,966.00	5,046.00	0.00	4,940.00	16	2	5,016.00	14	0.004
TA803	4,974.00	4,974.00	0.00	4,974.00	2	-2	5,052.00	2	0
TA804	5,004.00	5,070.00	0.00	5,070.00	8	6	5,050.00	16	0.004
TA805	5,068.00	5,168.00	5,012.00	5,096.00	3,742	2,772	5,096.00	13,068	3.325
TA806	5,116.00	5,210.00	0.00	5,106.00	0	0	5,080.00	12	0.003
<b>Subtotal</b>					<b>1,981,282</b>			<b>15,812,358</b>	<b>3,822.513</b>
WH707	2,387.00	2,571.00	0.00	2,571.00	2	-2	2,476.00	10	0.005
WH709	2,589.00	2,637.00	2,558.00	2,573.00	3,410	-6,268	2,582.00	39,908	20.667
WH711	0.00	0.00	0.00	0.00	2	0	2,636.00	0	0
WH801	2,645.00	2,678.00	2,608.00	2,615.00	2,910	254	2,620.00	7,860	4.157
WH803	0.00	0.00	0.00	0.00	2	0	2,714.00	0	0
WH805	2,696.00	2,700.00	0.00	2,671.00	124	86	2,671.00	196	0.105
<b>Subtotal</b>					<b>6,450</b>			<b>47,974</b>	<b>24.934</b>
ZC706	572.00	572.00	0.00	572.00	0	-4	594.60	4	0.002
ZC707	612.20	612.20	0.00	595.00	0	0	586.40	12	0.007
ZC708	527.00	589.00	0.00	589.00	2	0	580.80	8	0.004
ZC709	513.80	585.00	511.80	579.80	451,936	113,644	575.60	5,830,102	3,256.938
ZC710	517.20	582.00	0.00	561.00	4	0	572.20	202	0.108
ZC711	565.60	597.80	0.00	570.40	4	2	570.40	14	0.008
ZC712	0.00	0.00	0.00	0.00	2	0	570.40	0	0
ZC801	527.80	589.00	527.20	570.80	79,806	53,398	567.60	361,088	205.241
ZC802	0.00	0.00	0.00	0.00	2	0	564.60	0	0
ZC803	0.00	0.00	0.00	0.00	0	0	560.40	0	0
ZC804	0.00	0.00	0.00	0.00	2	0	539.60	0	0
ZC805	493.20	549.80	491.40	538.00	884	448	535.60	3,928	2.076
ZC806	0.00	0.00	0.00	0.00	0	0	523.00	0	0
<b>Subtotal</b>					<b>532,642</b>			<b>6,195,358</b>	<b>3,464.384</b>
<b>Total</b>					<b>6,917,764</b>			<b>93,473,832</b>	<b>32,908.269</b>

Note: 1. Unit: Trading volume in contract; 2. Turnover :100,000,000 Yuan.

## V Daily Settlement Price by Contracts

Strong Gluten Wheat								
Date	707	709	711	801	803	805	Vol	O.I
2017-6-1	2507	2600	2654	2651	2714	2677	1982	12620
2017-6-2	2507	2604	2658	2657	2714	2677	2232	12166
2017-6-5	2387	2615	2669	2662	2714	2689	2570	12584
2017-6-6	2507	2598	2652	2655	2714	2687	1878	12674
2017-6-7	2507	2608	2662	2659	2714	2687	1616	12720
2017-6-8	2507	2606	2660	2659	2714	2687	1786	12622
2017-6-9	2511	2610	2664	2657	2714	2687	1620	12642
2017-6-12	2511	2610	2664	2659	2714	2687	1794	12772
2017-6-13	2511	2601	2655	2654	2714	2683	2576	12478
2017-6-14	2511	2600	2654	2658	2714	2683	2394	12538
2017-6-15	2511	2597	2651	2656	2714	2680	3228	11426
2017-6-16	2511	2591	2645	2655	2714	2682	3180	10452
2017-6-19	2511	2570	2624	2641	2714	2678	5296	9678
2017-6-20	2511	2566	2620	2641	2714	2676	2264	9704
2017-6-21	2511	2573	2627	2644	2714	2680	1264	9382
2017-6-22	2511	2572	2626	2643	2714	2675	2150	8954
2017-6-23	2508	2569	2623	2639	2714	2680	1650	8656
2017-6-26	2560	2569	2623	2636	2714	2681	2342	7662
2017-6-27	2560	2572	2626	2637	2714	2681	1000	7252
2017-6-28	2560	2569	2623	2622	2714	2679	2026	6714
2017-6-29	2560	2573	2627	2615	2714	2679	1006	6446
2017-6-30	2476	2582	2636	2620	2714	2671	2120	6450

Common Wheat								
Date	707	709	711	801	803	805	Vol	O.I
2017-6-1	2326	2365	2543	2466	2542	2598	0	6
2017-6-2	2326	2365	2543	2466	2542	2598	0	6
2017-6-5	2326	2365	2543	2466	2542	2598	0	6
2017-6-6	2326	2365	2543	2466	2542	2598	0	6
2017-6-7	2326	2365	2543	2466	2542	2598	0	6
2017-6-8	2326	2365	2543	2466	2542	2598	0	6
2017-6-9	2338	2377	2556	2479	2542	2611	6	6
2017-6-12	2338	2377	2556	2479	2542	2611	0	6
2017-6-13	2338	2377	2556	2479	2542	2611	0	6
2017-6-14	2338	2377	2556	2479	2542	2611	0	6
2017-6-15	2338	2377	2556	2479	2542	2611	0	6
2017-6-16	2338	2377	2556	2479	2542	2611	0	6
2017-6-19	2338	2377	2556	2479	2542	2611	0	6

2017-6-20	2338	2377	2556	2479	2542	2611	0	6
2017-6-21	2338	2377	2556	2479	2542	2611	0	6
2017-6-22	2338	2377	2556	2479	2542	2611	0	6
2017-6-23	2338	2377	2556	2479	2542	2611	0	6
2017-6-26	2306	2344	2556	2445	2542	2575	4	6
2017-6-27	2306	2344	2556	2445	2542	2575	0	6
2017-6-28	2306	2344	2556	2445	2542	2575	0	6
2017-6-29	2306	2344	2556	2445	2542	2575	0	6
2017-6-30	2306	2344	2556	2445	2542	2575	0	6

### Early Rice

Date	707	709	711	801	803	805	Vol	O.I
2017-6-1	2644	2719	2583	2749	2755	2755	28	30
2017-6-2	2629	2704	2569	2749	2755	2755	32	18
2017-6-5	2629	2709	2569	2749	2755	2755	0	18
2017-6-6	2637	2717	2577	2749	2755	2755	34	18
2017-6-7	2647	2727	2586	2749	2755	2755	22	30
2017-6-8	2667	2748	2606	2749	2755	2755	36	36
2017-6-9	2663	2744	2602	2749	2755	2755	40	34
2017-6-12	2649	2730	2589	2760	2755	2755	10	38
2017-6-13	2644	2725	2584	2760	2755	2755	22	40
2017-6-14	2653	2734	2593	2760	2755	2755	6	34
2017-6-15	2653	2734	2593	2760	2755	2755	0	34
2017-6-16	2647	2728	2587	2760	2755	2755	24	34
2017-6-19	2644	2725	2584	2775	2755	2755	24	36
2017-6-20	2641	2722	2581	2785	2755	2755	14	36
2017-6-21	2625	2706	2566	2785	2755	2755	6	36
2017-6-22	2625	2706	2566	2760	2755	2755	4	36
2017-6-23	2604	2706	2546	2738	2755	2755	4	36
2017-6-26	2604	2706	2546	2785	2755	2755	4	34
2017-6-27	2604	2706	2546	2785	2755	2755	0	34
2017-6-28	2624	2727	2566	2785	2755	2755	12	36
2017-6-29	2624	2718	2566	2785	2755	2755	0	36
2017-6-30	2621	2715	2563	2855	2755	2755	4	34

### Late Rice

Date	707	709	711	801	803	805	Vol	O.I
2017-6-1	2837	2905	2872	2913	2913	2913	0	0
2017-6-2	2837	2905	2872	2913	2913	2913	0	0
2017-6-5	2837	2905	2872	2913	2913	2913	0	0
2017-6-6	2837	2905	2872	2913	2913	2913	0	0
2017-6-7	2837	2905	2872	2913	2913	2913	0	0

2017-6-8	2837	2905	2872	2913	2913	2913	0	0
2017-6-9	2837	2905	2872	2913	2913	2913	0	0
2017-6-12	2837	2905	2872	2913	2913	2913	0	0
2017-6-13	2837	2905	2872	2913	2913	2913	0	0
2017-6-14	2837	2905	2872	2913	2913	2913	0	0
2017-6-15	2837	2905	2872	2913	2913	2913	0	0
2017-6-16	2837	2905	2872	2913	2913	2913	0	0
2017-6-19	2837	2905	2872	2913	2913	2913	0	0
2017-6-20	2837	2905	2872	2913	2913	2913	0	0
2017-6-21	2837	2905	2872	2913	2913	2913	0	0
2017-6-22	2837	2905	2872	2913	2913	2913	0	0
2017-6-23	2837	2905	2872	2913	2913	2913	0	0
2017-6-26	2837	2905	2872	2913	2913	2913	0	0
2017-6-27	2837	2905	2872	2913	2913	2913	0	0
2017-6-28	2837	2905	2872	2913	2913	2913	0	0
2017-6-29	2837	2905	2872	2913	2913	2913	0	0
2017-6-30	2837	2905	2872	2913	2913	2913	0	0

### Japonica Rice

Date	707	709	711	801	803	805	Vol	O.I
2017-6-1	3335	3257	3211	3196	3192	3218	0	0
2017-6-2	3335	3257	3211	3196	3192	3218	0	0
2017-6-5	3335	3257	3211	3196	3192	3218	0	0
2017-6-6	3335	3257	3211	3196	3192	3218	0	0
2017-6-7	3335	3257	3211	3196	3192	3218	0	0
2017-6-8	3335	3257	3211	3196	3192	3218	0	0
2017-6-9	3335	3257	3211	3196	3192	3218	0	0
2017-6-12	3335	3257	3211	3196	3192	3218	0	0
2017-6-13	3335	3257	3211	3196	3192	3218	0	0
2017-6-14	3335	3257	3211	3196	3192	3218	0	0
2017-6-15	3335	3257	3211	3196	3192	3218	0	0
2017-6-16	3335	3257	3211	3196	3192	3218	0	0
2017-6-19	3335	3257	3211	3196	3192	3218	0	0
2017-6-20	3335	3257	3211	3196	3192	3218	0	0
2017-6-21	3335	3257	3211	3196	3192	3218	0	0
2017-6-22	3335	3257	3211	3196	3192	3218	0	0
2017-6-23	3335	3257	3211	3196	3192	3218	0	0
2017-6-26	3335	3257	3211	3196	3192	3218	0	0
2017-6-27	3335	3257	3211	3196	3192	3218	0	0
2017-6-28	3335	3257	3211	3196	3192	3218	0	0
2017-6-29	3335	3257	3211	3196	3192	3218	0	0
2017-6-30	3335	3257	3211	3196	3192	3218	0	0

<b>Cotton No. 1</b>								
<b>Date</b>	<b>707</b>	<b>709</b>	<b>711</b>	<b>801</b>	<b>803</b>	<b>805</b>	<b>Vol</b>	<b>O.I</b>
2017-6-1	15085	15405	15265	15475	15505	15615	238936	299810
2017-6-2	15135	15440	15285	15530	15515	15690	173190	299084
2017-6-5	15010	15315	15175	15430	15515	15575	238884	322444
2017-6-6	15050	15315	15175	15425	15515	15555	136802	322420
2017-6-7	15115	15380	15240	15480	15515	15610	148728	315722
2017-6-8	15210	15515	15320	15565	15725	15695	230810	307046
2017-6-9	15285	15620	15380	15630	15725	15760	142924	293254
2017-6-12	15115	15450	15220	15475	15560	15630	229132	293620
2017-6-13	14995	15275	15080	15330	15555	15480	215898	301080
2017-6-14	14940	15165	14980	15235	15550	15395	246250	300290
2017-6-15	15010	15190	15005	15235	15375	15365	146326	304304
2017-6-16	14985	15165	14960	15190	15315	15305	173828	310996
2017-6-19	15035	15180	14945	15205	15365	15340	133136	302894
2017-6-20	14955	15115	14910	15135	15320	15285	252234	310546
2017-6-21	15065	15205	14925	15140	15285	15265	157746	304086
2017-6-22	15060	15190	14980	15100	15150	15205	149034	300196
2017-6-23	15010	15215	14900	15005	15120	15065	165616	303490
2017-6-26	15075	15340	14995	15010	15155	15070	159948	291818
2017-6-27	14975	15210	14845	14920	14950	14955	211578	303824
2017-6-28	14710	15060	14790	14900	14940	14970	317790	356090
2017-6-29	14650	14880	14690	14780	14900	14835	276280	365182
2017-6-30	14665	14935	14700	14805	14910	14850	163318	349270

<b>Rapeseed</b>						
<b>Date</b>	<b>707</b>	<b>708</b>	<b>709</b>	<b>711</b>	<b>Vol</b>	<b>O.I</b>
2017-6-1	4993	5000	4806	5049	44	48
2017-6-2	5049	5000	4890	5049	22	56
2017-6-5	5066	5000	4890	5049	10	60
2017-6-6	5047	5000	4890	5049	10	62
2017-6-7	5048	5000	4890	5049	82	90
2017-6-8	5091	4850	4890	5049	30	84
2017-6-9	5069	4850	5217	5049	22	82
2017-6-12	5082	4850	5150	5049	12	80
2017-6-13	5067	4850	5099	5049	12	78
2017-6-14	5111	4850	4927	5049	136	50
2017-6-15	5107	5138	4927	5049	46	56
2017-6-16	5149	5138	4927	5049	20	64
2017-6-19	5214	5265	4933	5049	34	62
2017-6-20	5164	5000	4685	5049	46	62

2017-6-21	5122	5000	4647	5049	76	50
2017-6-22	5102	5000	4629	5049	22	50
2017-6-23	5214	5000	4731	5049	2	50
2017-6-26	5193	5000	4712	5049	52	54
2017-6-27	5166	5000	4933	5049	16	56
2017-6-28	5236	5000	4933	5049	8	58
2017-6-29	5272	5000	5205	5049	16	56
2017-6-30	5306	5000	5188	5049	78	4

### Rapeseed Oil

Date	707	709	711	801	803	805	Vol	O.I
2017-6-1	6048	6038	6214	6220	6310	6374	253208	445394
2017-6-2	6048	6076	6214	6252	6310	6402	220318	443000
2017-6-5	6048	6088	6214	6256	6310	6408	255948	446772
2017-6-6	6048	6108	6226	6274	6314	6432	327814	430918
2017-6-7	6106	6166	6238	6326	6318	6462	190252	420866
2017-6-8	6088	6148	6238	6302	6318	6434	205692	427984
2017-6-9	6092	6208	6302	6354	6356	6474	258538	420204
2017-6-12	6174	6268	6374	6394	6426	6502	182044	410474
2017-6-13	6174	6288	6374	6404	6426	6496	168878	409210
2017-6-14	6174	6286	6374	6424	6450	6542	177512	403694
2017-6-15	6180	6328	6380	6466	6450	6566	196340	397346
2017-6-16	6180	6374	6434	6510	6490	6604	207044	391952
2017-6-19	6180	6422	6498	6564	6556	6660	224426	393508
2017-6-20	6272	6400	6462	6530	6556	6632	176110	388846
2017-6-21	6272	6318	6412	6448	6544	6554	199554	384912
2017-6-22	6272	6304	6378	6430	6510	6534	197210	395994
2017-6-23	6272	6268	6360	6398	6496	6504	150968	400622
2017-6-26	6272	6302	6360	6426	6496	6522	157664	405586
2017-6-27	6272	6312	6402	6442	6496	6532	239132	413400
2017-6-28	6386	6382	6420	6498	6496	6586	267096	418976
2017-6-29	6386	6416	6458	6526	6506	6626	248432	427256
2017-6-30	6706	6404	6458	6520	6512	6628	268760	420112

### Rapeseed Meal

Date	707	708	709	711	801	803	805	Vol	O.I
2017-6-1	2246	2255	2206	2100	2032	2066	2085	649296	1420946
2017-6-2	2310	2255	2210	2097	2032	2065	2084	565190	1447574
2017-6-5	2307	2280	2230	2116	2048	2080	2100	732572	1416878
2017-6-6	2280	2280	2219	2114	2043	2072	2096	560284	1409322
2017-6-7	2270	2270	2229	2122	2054	2078	2104	606196	1411234
2017-6-8	2291	2267	2231	2127	2062	2090	2115	550544	1394154



2017-6-9	2316	2277	2243	2139	2079	2107	2131	690674	1364424
2017-6-12	2314	2263	2236	2139	2083	2112	2133	694832	1371166
2017-6-13	2299	2263	2221	2127	2076	2100	2127	530342	1362092
2017-6-14	2299	2263	2241	2145	2089	2110	2137	655146	1324132
2017-6-15	2297	2263	2240	2145	2091	2119	2134	531804	1306262
2017-6-16	2297	2269	2248	2159	2100	2123	2143	618964	1297924
2017-6-19	2281	2303	2266	2169	2118	2153	2157	605556	1251350
2017-6-20	2265	2327	2269	2178	2126	2153	2166	370736	1221460
2017-6-21	2265	2323	2268	2180	2130	2158	2165	522436	1220536
2017-6-22	2288	2326	2249	2160	2118	2136	2154	639772	1259094
2017-6-23	2288	2258	2221	2145	2107	2139	2142	507104	1269234
2017-6-26	2288	2264	2227	2156	2107	2147	2148	378486	1245728
2017-6-27	2214	2261	2226	2152	2109	2134	2150	374358	1282494
2017-6-28	2268	2240	2231	2160	2115	2143	2156	465382	1303242
2017-6-29	2268	2240	2231	2161	2120	2142	2162	472660	1288274
2017-6-30	2247	2255	2234	2166	2123	2143	2165	878742	1353662

White Sugar											
Date	707	709	711	801	803	805	807	809	811	Vol	O.I
2017-6-1	6523	6563	6596	6736	6733	6701	6729	6708	6740	423490	998500
2017-6-2	6523	6571	6579	6748	6744	6710	6729	6719	6740	374840	985884
2017-6-5	6549	6581	6607	6758	6740	6720	6729	6730	6740	476296	982298
2017-6-6	6525	6562	6594	6752	6741	6711	6729	6724	6740	447332	992124
2017-6-7	6553	6594	6615	6757	6755	6727	6729	6734	6740	362778	982552
2017-6-8	6570	6613	6624	6757	6755	6733	6769	6742	6740	363526	964222
2017-6-9	6622	6660	6676	6788	6789	6748	6769	6754	6740	441462	948914
2017-6-12	6592	6661	6681	6792	6783	6750	6761	6754	6740	253422	922048
2017-6-13	6549	6614	6646	6758	6744	6713	6696	6725	6740	379996	926252
2017-6-14	6515	6598	6643	6741	6740	6700	6696	6708	6740	276146	924212
2017-6-15	6511	6612	6636	6742	6737	6702	6696	6709	6687	349656	927162
2017-6-16	6500	6575	6564	6678	6672	6635	6615	6650	6636	591066	981846
2017-6-19	6461	6534	6541	6599	6586	6552	6574	6564	6533	690494	1025762
2017-6-20	6462	6542	6541	6603	6578	6548	6574	6554	6538	397800	1019028
2017-6-21	6475	6547	6540	6615	6594	6555	6574	6563	6538	318706	1019098
2017-6-22	6447	6487	6530	6551	6523	6482	6468	6490	6495	697408	1046290
2017-6-23	6424	6494	6456	6497	6480	6432	6466	6435	6411	583796	1016836
2017-6-26	6456	6535	6459	6523	6483	6450	6457	6447	6413	294338	1006638
2017-6-27	6417	6485	6439	6396	6408	6308	6315	6325	6326	711320	976168
2017-6-28	6320	6414	6382	6373	6361	6306	6325	6305	6326	870324	1020622
2017-6-29	6307	6379	6352	6385	6366	6313	6306	6312	6316	471870	1034730
2017-6-30	6349	6405	6391	6409	6394	6334	6325	6336	6311	672162	1049820

Thermal Coal															
Date	706	707	708	709	710	711	712	801	802	803	804	805	806	Vol	O.I
2017-6-1	572	534.4	535.8	518	522.4	531	528.6	532.6	528.4	530	502.6	492.8		184374	383092
2017-6-2	571	534.4	535.8	517	512	531	528.6	532.4	527.8	530	502.6	494.4		181936	366598
2017-6-5	577.6	540.6	535.8	523	526.2	531	531	536.8	527.8	530	502.6	496		310102	404782
2017-6-6	584.2	546.8	538.6	529	528.2	531	533.8	539.8	527.8	530	502.6	496.6		188388	404524
2017-6-7	594.6	556.6	539.4	538.4	541.8	539.6	546	549.8	527.8	539.2	512	502.4		349046	457704
2017-6-8		564.6	550	546.2	548.4	546.2	547.4	557	534.8	539.2	518.8	510.4	502.4	352394	488646
2017-6-9		564.6	552	550.2	554.8	550	547.4	561.2	539.8	539.2	518.8	515	502.4	201990	479992
2017-6-12		568	552	553.6	554.8	552	547.4	564.6	550.6	539.4	522	520.4	502.4	269370	509580
2017-6-13		576	560.4	561.4	559.6	558.2	555.4	572.2	552.8	540.6	529	527.8	502.4	304126	545278
2017-6-14		577.8	564.4	563.2	563.6	562.8	557.2	572.2	552.8	543.2	529	528	502.4	467818	558628
2017-6-15		596.2	564.4	562.8	563.6	562.8	557.2	571	552.8	543.2	529	527.6	502.4	268308	534408
2017-6-16		602.6	567.2	568.8	566.2	567.4	564.6	575.6	555.4	544.8	533.2	532.8	505	251072	548418
2017-6-19		602.6	583	576.2	577.4	565.6	566.2	582.4	562	560.4	539.6	543.4	522	301620	557792
2017-6-20		607	583	580.4	577.4	597.8	569.8	584	564.6	560.4	541	547	523	237558	565140
2017-6-21		605	583	578.4	572	594.4	569.8	581.8	564.6	560.4	541	542.6	523	224498	567782
2017-6-22		604.8	583	578.2	572	592.4	570.4	582.2	564.6	560.4	541.4	543.6	523	226006	576354
2017-6-23		597.4	583	571.2	572	568	570.4	576.2	564.6	560.4	535.8	538.8	523	383414	566700
2017-6-26		592.4	583	566.4	568.6	568	570.4	568	564.6	560.4	535.8	536.4	523	302192	557556
2017-6-27		561.2	583	568.6	571	572.4	570.4	571	564.6	560.4	538.6	537.2	523	279210	563562
2017-6-28		581.8	579.6	571.2	571	572.4	570.4	573.2	564.6	560.4	538.6	537	523	255240	538300
2017-6-29		580.2	579.6	569.6	571	571.2	570.4	570.4	564.6	560.4	538.6	536.2	523	337832	519714
2017-6-30		586.4	580.8	575.6	572.2	570.4	570.4	567.6	564.6	560.4	539.6	535.6	523	318864	532642

PTA															
Date	706	707	708	709	710	711	712	801	802	803	804	805	806	Vol	O.I
2017-6-1	4652	4696	4730	4760	4824	4878	4888	4938	4974	4974	5000	5056		952846	1952110
2017-6-2	4630	4680	4710	4744	4806	4852	4902	4920	4966	4974	5070	5046		576030	1965168
2017-6-5	4646	4680	4706	4762	4828	4852	4902	4940	4966	4980	5048	5050		704792	1947494
2017-6-6	4690	4750	4778	4792	4868	4872	4930	4956	4990	5020	5048	5078		794006	1969634
2017-6-7	4734	4768	4818	4834	4892	4918	4974	5004	5034	5070	5088	5122		663314	1993466
2017-6-8	4734	4768	4792	4824	4874	4914	4938	5000	5034	5070	5088	5120		851348	1977458
2017-6-9	4734	4768	4796	4830	4886	4914	4938	4996	5032	5070	5086	5108		563340	1977928
2017-6-12	4732	4768	4804	4830	4886	4914	4948	4994	5032	5070	5086	5108		580074	1959712
2017-6-13	4738	4834	4862	4884	4942	4920	5030	5044	5032	5070	5086	5148		1134356	1943260
2017-6-14	4752	4834	4860	4874	4936	4934	4970	5024	5046	5086	5086	5134		710968	1914236
2017-6-15		4800	4848	4852	4922	4934	4970	5018	5038	5086	5086	5118	5160	938388	1914286
2017-6-16		4794	4814	4848	4910	4934	4970	5008	5032	5082	5086	5118	5160	716798	1943792
2017-6-19		4794	4822	4866	4936	4934	4970	5022	5032	5082	5086	5130	5160	778958	1924196
2017-6-20		4782	4836	4842	4890	4916	4954	4994	5022	5078	5084	5108	5148	745036	1971318
2017-6-21		4730	4784	4804	4878	4910	4934	4958	4992	5048	5080	5066	5148	671880	1962514

2017-6-22		4746	4738	4800	4842	4860	4896	4948	4954	5010	5026	5058	5076	686852	1999084
2017-6-23		4726	4746	4784	4846	4860	4896	4930	4954	5010	5024	5038	5076	463000	1966610
2017-6-26		4726	4756	4802	4872	4860	4898	4942	4954	5010	5024	5048	5076	482804	1946618
2017-6-27		4730	4760	4798	4870	4860	4898	4938	4956	5010	5024	5042	5076	488892	1974360
2017-6-28		4752	4778	4824	4884	4874	4934	4958	4972	5010	5024	5066	5076	711898	1956610
2017-6-29		4802	4794	4852	4920	4922	4954	4986	5016	5052	5050	5092	5080	986234	1970106
2017-6-30		4786	4814	4864	4936	4922	4954	4996	5016	5052	5050	5096	5080	610544	1981282

### Methanol

Date	706	707	708	709	710	711	712	801	802	803	804	805	806	Vol	O.I
2017-6-1	2477	2327	2331	2260	2321	2309	2268	2284	2327	2307	2321	2283		879124	553846
2017-6-2	2473	2323	2319	2256	2269	2253	2253	2278	2280	2260	2272	2290		1358694	636610
2017-6-5	2460	2311	2319	2244	2244	2253	2269	2269	2280	2260	2272	2269		995884	577672
2017-6-6	2497	2346	2278	2278	2282	2295	2315	2308	2302	2304	2292	2307		1613044	704450
2017-6-7	2523	2346	2331	2302	2309	2310	2328	2328	2302	2316	2302	2331		1169452	644518
2017-6-8	2533	2355	2355	2311	2340	2334	2347	2336	2332	2338	2322	2341		1555026	752094
2017-6-9	2557	2355	2355	2333	2340	2334	2344	2351	2332	2338	2322	2350		825316	662776
2017-6-12	2570	2367	2369	2345	2340	2335	2344	2362	2336	2338	2322	2358		1116780	721276
2017-6-13	2555	2353	2362	2331	2305	2314	2323	2348	2333	2325	2347	2346		1110952	644312
2017-6-14	2525	2326	2368	2304	2321	2341	2350	2326	2373	2344	2347	2331		1337126	689134
2017-6-15		2325	2360	2303	2323	2311	2343	2334	2354	2330	2337	2333	2331	1353016	625888
2017-6-16		2338	2360	2316	2333	2334	2344	2345	2357	2343	2337	2346	2331	1421594	665952
2017-6-19		2385	2409	2363	2376	2368	2372	2384	2392	2378	2365	2385	2338	1549942	766236
2017-6-20		2388	2409	2366	2393	2368	2403	2382	2391	2383	2366	2382	2340	842288	693790
2017-6-21		2305	2409	2365	2340	2368	2388	2380	2391	2380	2366	2377	2340	1290328	768454
2017-6-22		2333	2394	2353	2387	2327	2348	2364	2340	2329	2345	2352	2340	1269432	692600
2017-6-23		2337	2367	2316	2316	2326	2339	2332	2340	2329	2337	2328	2340	906662	647872
2017-6-26		2327	2367	2306	2316	2321	2339	2326	2340	2329	2337	2324	2340	875106	634022
2017-6-27		2314	2367	2293	2287	2271	2338	2317	2340	2329	2337	2317	2340	1011816	662694
2017-6-28		2325	2367	2304	2292	2294	2327	2333	2334	2326	2335	2337	2340	1231782	662948
2017-6-29		2353	2415	2332	2355	2350	2354	2356	2375	2374	2343	2359	2340	1657798	763104
2017-6-30		2379	2394	2358	2375	2360	2363	2381	2384	2394	2355	2382	2340	1255936	747392

### Flat Glass

Date	706	707	708	709	710	711	712	801	802	803	804	805	806	Vol	O.I
2017-6-1	1351	1324	1321	1298	1293	1264	1263	1201	1199	1193	1176	1160		394662	356070
2017-6-2	1355	1331	1326	1302	1296	1266	1256	1200	1199	1193	1177	1157		361068	391864
2017-6-5	1295	1272	1326	1317	1294	1285	1288	1213	1204	1193	1177	1163		521020	433472
2017-6-6	1360	1336	1347	1309	1295	1277	1281	1209	1204	1200	1177	1163		412970	409098
2017-6-7	1392	1396	1344	1304	1294	1277	1271	1207	1200	1189	1177	1162		474160	435578
2017-6-8	1361	1380	1342	1305	1298	1283	1278	1207	1201	1195	1180	1160		451310	400240
2017-6-9	1379	1398	1356	1322	1310	1283	1289	1223	1216	1205	1183	1172		294216	407856

2017-6-12	1377	1396	1357	1320	1295	1283	1290	1223	1222	1206	1183	1176		298670	402098
2017-6-13	1360	1376	1336	1304	1288	1283	1282	1211	1205	1198	1183	1170		378446	401924
2017-6-14	1368	1376	1336	1312	1302	1271	1292	1238	1239	1227	1211	1194		529142	411672
2017-6-15		1376	1355	1317	1310	1279	1308	1242	1236	1227	1211	1196	1227	292946	356826
2017-6-16		1376	1331	1328	1316	1320	1306	1273	1266	1227	1243	1217	1251	492626	423930
2017-6-19		1377	1353	1329	1311	1331	1306	1287	1297	1249	1244	1239	1255	371434	363836
2017-6-20		1373	1336	1310	1305	1308	1306	1275	1293	1249	1244	1229	1245	359760	432738
2017-6-21		1373	1312	1306	1301	1308	1306	1271	1287	1249	1244	1224	1245	241776	376364
2017-6-22		1355	1303	1289	1287	1276	1276	1256	1245	1217	1218	1212	1241	522928	485934
2017-6-23		1346	1321	1271	1262	1272	1275	1257	1245	1217	1218	1201	1241	388214	448538
2017-6-26		1346	1326	1273	1255	1276	1286	1238	1245	1214	1218	1206	1241	233896	451478
2017-6-27		1350	1323	1277	1275	1290	1284	1239	1247	1223	1218	1208	1241	283558	439060
2017-6-28		1350	1323	1292	1293	1297	1296	1251	1250	1227	1221	1218	1248	339604	411436
2017-6-29		1390	1351	1330	1337	1340	1309	1282	1279	1274	1262	1245	1263	628594	373464
2017-6-30		1460	1377	1359	1326	1342	1333	1302	1282	1283	1272	1264	1288	360522	356154

Ferrosilicon															
Date	706	707	708	709	710	711	712	801	802	803	804	805	806	Vol	O.I
2017-6-1	5758	6358	5400	5396	5834	5376	5498	5258	5290	5126	5126	5238		37284	9854
2017-6-2	5470	6040	5382	5440	5882	5410	5534	5342	5376	5208	5208	5342		23266	11208
2017-6-5	5548	6126	5316	5462	5906	5432	5556	5344	5376	5210	5210	5310		27866	12784
2017-6-6	5538	5818	5350	5452	5610	5432	5556	5330	5376	5196	5196	5318		15210	12584
2017-6-7	5564	5846	5494	5478	5638	5458	5582	5386	5376	5252	5252	5318		19570	14706
2017-6-8	5554	5836	5494	5468	5628	5448	5572	5356	5346	5224	5224	5314		25996	13340
2017-6-9	5542	5824	5482	5456	5616	5436	5560	5352	5342	5220	5220	5314		11376	13404
2017-6-12	5434	5712	5376	5350	5508	5330	5452	5302	5292	5172	5172	5296		22086	13978
2017-6-13	5436	5714	5378	5352	5510	5332	5454	5306	5452	5328	5328	5296		13334	13454
2017-6-14	5498	5778	5438	5412	5572	5392	5516	5340	5356	5328	5328	5290		20256	12564
2017-6-15		5810	5468	5442	5604	5422	5548	5372	5266	5328	5328	5290	5290	13994	11870
2017-6-16		5792	5450	5424	5586	5404	5530	5342	5390	5328	5328	5304	5290	14662	10828
2017-6-19		5818	5474	5448	5612	5428	5554	5356	5390	5328	5328	5276	5290	11064	11010
2017-6-20		5756	5416	5390	5552	5370	5496	5300	5390	5328	5328	5276	5290	17308	11638
2017-6-21		5848	5502	5476	5642	5456	5584	5350	5458	5328	5328	5326	5290	26362	14580
2017-6-22		5946	5594	5568	5738	5548	5678	5422	5458	5328	5328	5322	5290	42208	17378
2017-6-23		5872	5524	5498	5666	5478	5608	5376	5458	5328	5328	5310	5290	18126	18796
2017-6-26		5872	5524	5480	5648	5460	5590	5374	5450	5328	5328	5310	5290	12124	17990
2017-6-27		5900	5550	5506	5676	5486	5618	5378	5440	5328	5328	5326	5290	18764	17634
2017-6-28		5904	5554	5510	5680	5486	5622	5372	5440	5328	5328	5326	5290	11028	17128
2017-6-29		5936	5584	5540	5634	5442	5576	5416	5440	5328	5328	5330	5290	20936	18142
2017-6-30		5916	5564	5520	5464	5278	5408	5412	5322	5328	5328	5330	5290	10776	16512

Silicon Manganese
-------------------

Date	706	707	708	709	710	711	712	801	802	803	804	805	806	Vol	O.I
2017-6-1	6566	6966	6534	6474	6314	6554	6352	6194	6006	6464	6462	6156		285370	112712
2017-6-2	6568	6968	6536	6476	6316	6554	6354	6254	6064	6464	6462	6364		145166	108162
2017-6-5	6546	6944	6514	6454	6316	6554	6332	6238	6048	6464	6462	6176		207296	112976
2017-6-6	6546	6944	6514	6454	6316	6554	6232	6240	6050	6464	6462	6154		148332	103862
2017-6-7	6610	7012	6578	6516	6586	6554	6498	6300	6108	6464	6462	6218		181860	108732
2017-6-8	6618	7022	6586	6524	6586	6554	6506	6316	6124	6464	6462	6206		196954	108310
2017-6-9	6584	6986	6552	6490	6372	6554	6472	6294	6104	6464	6462	6194		165374	105968
2017-6-12	6350	6736	6318	6258	6372	6554	6242	6156	5970	6464	6462	6112		271202	121092
2017-6-13	6296	6678	6264	6204	6000	6554	6242	6090	5906	6464	6462	6072		147736	111992
2017-6-14	6312	6696	6280	6220	6298	6554	6242	6102	5918	6464	6462	6038		155916	108148
2017-6-15		6720	6302	6242	6320	6578	6264	6134	5950	6464	6462	6046	6038	129254	98166
2017-6-16		6804	6382	6320	6320	6578	6342	6176	5992	6464	6506	6126	6118	177326	102196
2017-6-19		6780	6360	6298	6298	6578	6320	6128	5946	6230	6498	6062	6118	141898	99354
2017-6-20		6556	6150	6090	6090	6578	6112	5966	5790	6230	6498	5964	6118	234872	130174
2017-6-21		6566	6158	6098	6098	6588	6120	5962	5786	6226	6494	5944	6118	121074	115746
2017-6-22		6600	6190	6130	6130	6624	6152	5986	5810	6252	6520	5950	6118	124612	112034
2017-6-23		6602	6192	6132	6132	6626	6154	5988	5812	6254	6522	5978	6118	115392	101362
2017-6-26		6588	6178	6118	6118	6612	6140	5996	5820	6262	6532	5968	6118	98764	107904
2017-6-27		6676	6262	6200	6200	6702	6222	6052	5874	6320	6594	6006	6118	145572	99704
2017-6-28		6770	6350	6286	6286	6796	6308	6108	5928	6378	6656	6068	6118	98218	93198
2017-6-29		6816	6392	6328	6328	6842	6308	6180	5998	6454	6734	6098	6118	161930	103506
2017-6-30		6814	6390	6326	6326	6840	6308	6180	5998	6454	6734	6124	6118	140044	104424

Note: 1. Price: Yuan/Ton ; 2 .Trading volume and Month-end open interest in contract ; 3. Trading volume and Month-end open interest include buying and selling volume; 4. EFPs included.

## VI Announcements

### ZCE's Announcement on Name Change of Changzhou Huarun Chemical Storage Co., ltd

(2017) NO.6

According to ZCE business letter NO. [2017]172, Changzhou Xinrun Petrochemical Storage Co., ltd , Zhengzhou Commodity Exchange's appointed delivery warehouse for Methanol future, now changes its name as Changzhou Huarun Chemical Storage Co., ltd.

Contact and contact information remains unchanged.

June 12<sup>th</sup>, 2017



郑州商品交易所  
Zhengzhou Commodity Exchange

地址：郑州市郑东新区商务外环路30号  
网址：<http://www.czce.com.cn>