



Zhengzhou
Commodity Exchange

*MONTHLY
REPORT*

7

Contents

I	Market Summary.....	2
II	Price Charts of All Products.....	4
III	Trading Volume, Turnover, Open Interest and Physical Delivery.....	12
IV	List of Quotations.....	15
V	Daily Settlement Price by Contracts.....	19
VI	Announcements.....	28

I Market Summary

Strong Gluten Wheat Futures oscillated up. The dominant contract WH1801 fluctuated within 119 Yuan/ton between 2,617 and 2,736 Yuan/ton, and closed up 36 Yuan/ton or 1.38% at 2,651 Yuan/ton from the price of the last month-end.

Early Long-grain Non-glutinous Rice Futures oscillated with a smaller volume. The dominant contract RI1709 fluctuated within 66 Yuan/ton between 2,702 and 2,768 Yuan/ton, and did not trade at the month-end.

Late Long-grain Non-glutinous Rice Futures oscillated with a smaller volume. The dominant contract RI1805 fluctuated within 462 Yuan/ton between 2,679 and 3,141 Yuan/ton, and did not trade at the month-end.

Japonica Rice Futures oscillated with a smaller volume. The dominant contract RI1711 fluctuated within 161 Yuan/ton between 3,217 and 3,378 Yuan/ton, and did not trade at the month-end.

Cotton Futures fell after early rally. The dominant contract CF1709 fluctuated within 1,130 Yuan/ton between 14,560 and 15,690 Yuan/ton, and closed down 300 Yuan/ton or 2.01% at 14,635 Yuan/ton from the price of the last month-end.

Rapeseed Futures oscillated in a high level price range. The dominant contract RS1709 fluctuated within 555 Yuan/ton between 4,900 and 5,455 Yuan/ton, and did not trade at the month-end.

Rapeseed Oil Futures oscillated up. The dominant contract OI1801 fluctuated within 376 Yuan/ton between 6,490 and 6,866 Yuan/ton, and closed up 254 Yuan/ton or 3.89% at 6,784 Yuan/ton from the price of the last month-end.

Rapeseed Meal Futures oscillated up. The dominant contract RM1709 fluctuated within 231 Yuan/ton between 2,218 and 2,449 Yuan/ton, and closed up 117 Yuan/ton or 5.28% at 2,333 Yuan/ton from the price of the last month-end.

White Sugar Futures oscillated down. The dominant contract SR1801 fluctuated within 410 Yuan/ton between 5,992 and 6,402 Yuan/ton, and closed down 349 Yuan/ton or 5.47% at 6,030 Yuan/ton from the price of the last month-end.

Thermal Coal Futures oscillated up. The dominant contract ZC1709 fluctuated within 48.6 Yuan/ton between 568 and 616.6 Yuan/ton, and closed up 30 Yuan/ton or 5.17% at 609.8 Yuan/ton from the price of the last month-end.

PTA Futures oscillated up. The dominant contract TA1709 fluctuated within 658 Yuan/ton between 4,832 and 5,490 Yuan/ton, and closed up 350 Yuan/ton or 7.21% at

5,204 Yuan/ton from the price of the last month-end.

Methanol Futures oscillated up. The dominant contract MA1709 fluctuated within 268 Yuan/ton between 2,350 and 2,618 Yuan/ton, and closed up 44 Yuan/ton or 1.44% at 2,393 Yuan/ton from the price of the last month-end.

Glass Futures oscillated up. The dominant contract FG1709 fluctuated within 115 Yuan/ton between 1,340 and 1,455 Yuan/ton, and closed up 54 Yuan/ton or 3.95% at 1,422 Yuan/ton from the price of the last month-end.

Ferrosilicon Futures oscillated up. The dominant contract SF1709 fluctuated within 756 Yuan/ton between 5,520 and 6,276 Yuan/ton, and closed up 734 Yuan/ton or 13.33% at 6,242 Yuan/ton from the price of the last month-end.

Silicon Manganese Futures oscillated up. The dominant contract SM1709 fluctuated within 1,018 Yuan/ton between 6,336 and 7,354 Yuan/ton, and closed up 794 Yuan/ton or 12.49% at 7,152 Yuan/ton at the month-end.

The total trading volume of ZCE in this month was 55,811,915 contracts, including 8 contracts of Common Wheat, 19,235 contracts of Strong Gluten Wheat, 174 contracts of Early Long-grain Non-glutinous Rice, 72 contracts of Late Long-grain Non-glutinous Rice, 13 contracts of Japonica Rice, 2,209,987 contracts of Cotton, 186 contracts of Rapeseed, 2,699,448 contracts of Rapeseed Oil, 7,521,617 contracts of Rapeseed Meal, 6,212,611 contracts of White Sugar, 2,764,341 contracts of Thermal Coal Futures, 16,628,449 contracts of PTA, 12,738,111 contracts of Methanol, 3,117,537 contracts of Glass Futures, 234,985 contracts of Ferrosilicon Futures and 1,665,141 contracts of Silicon Manganese Futures.

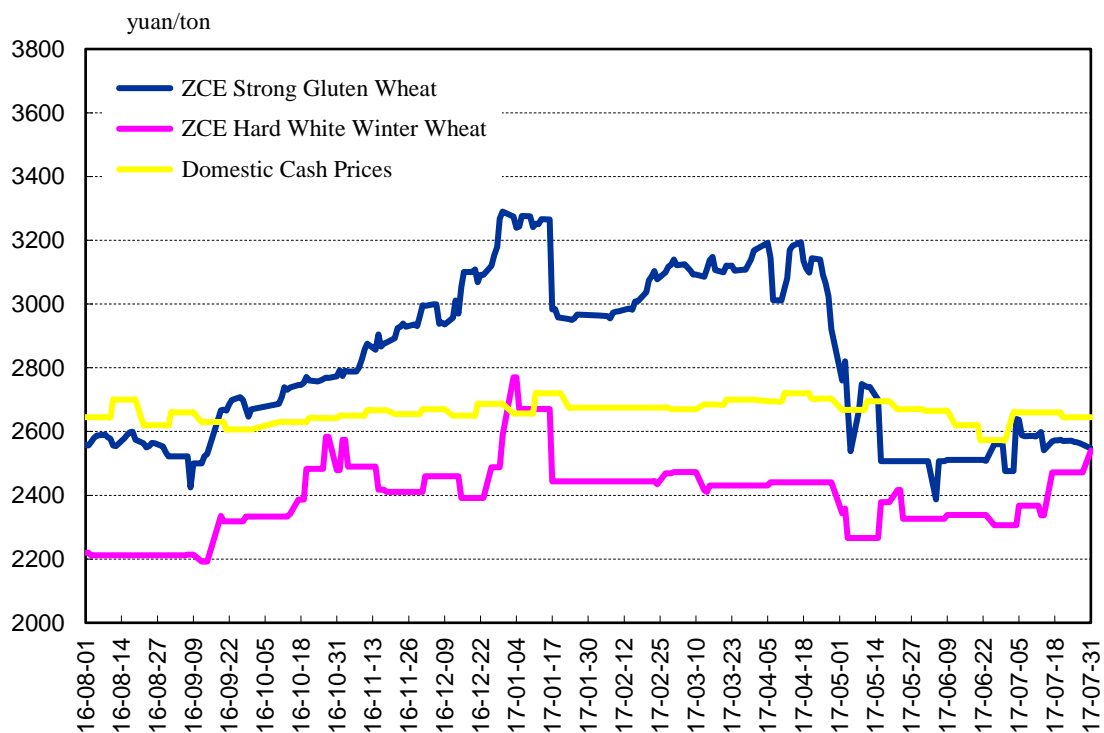
The month-end open interest was 3,491,307 contracts in total, including 1 contracts of Common Wheat, 4,180 contracts of Strong Gluten Wheat, 20 contracts of Early Long-grain Non-glutinous Rice, 6 contracts of Late Long-grain Non-glutinous Rice, 1 contracts of Japonica Rice, 152,751 contracts of Cotton, 6 contracts of Rapeseed, 201,816 contracts of Rapeseed Oil, 456,610 contracts of Rapeseed Meal, 546,238 contracts of White Sugar, 214,697 contracts of Thermal Coal, 1,255,391 contracts of PTA, 379,070 contracts of Methanol, 202,156 contracts of Glass, 15,459 contracts of Ferrosilicon and 62,905 contracts of Silicon Manganese.

The trading volume of White Sugar option in this month was 184,521 contracts, and the month-end open interest of White Sugar option was 35,442 contracts.

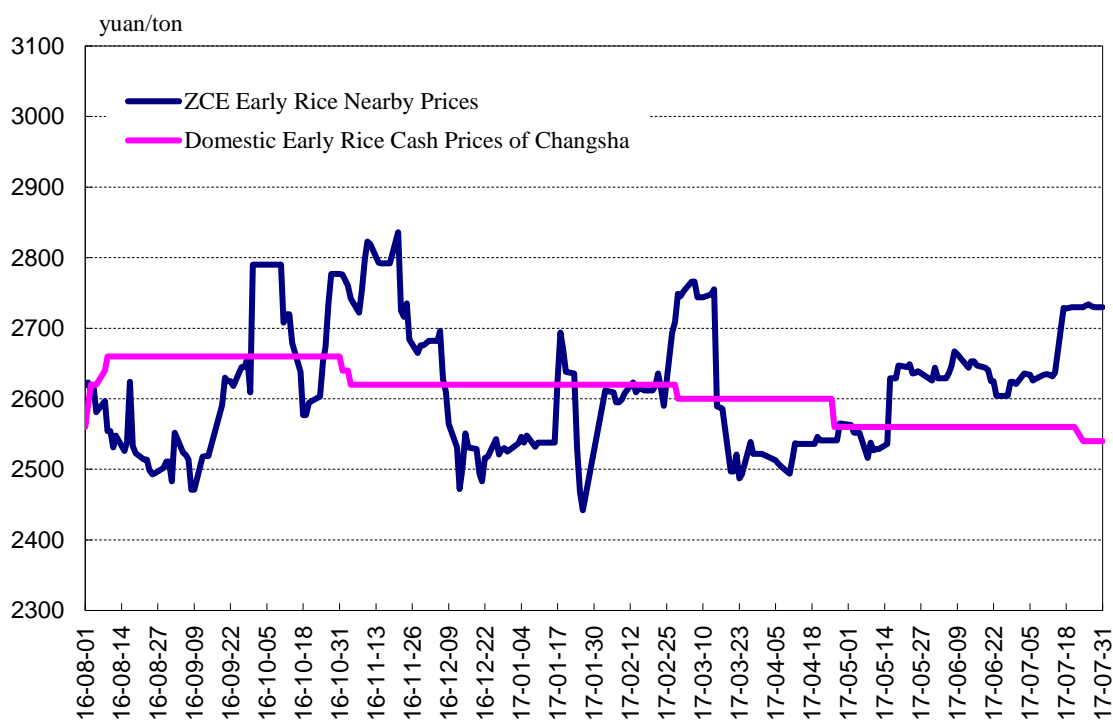
(Note: the trading volume and open interest are counted unilaterally)

II Price Charts of All Products

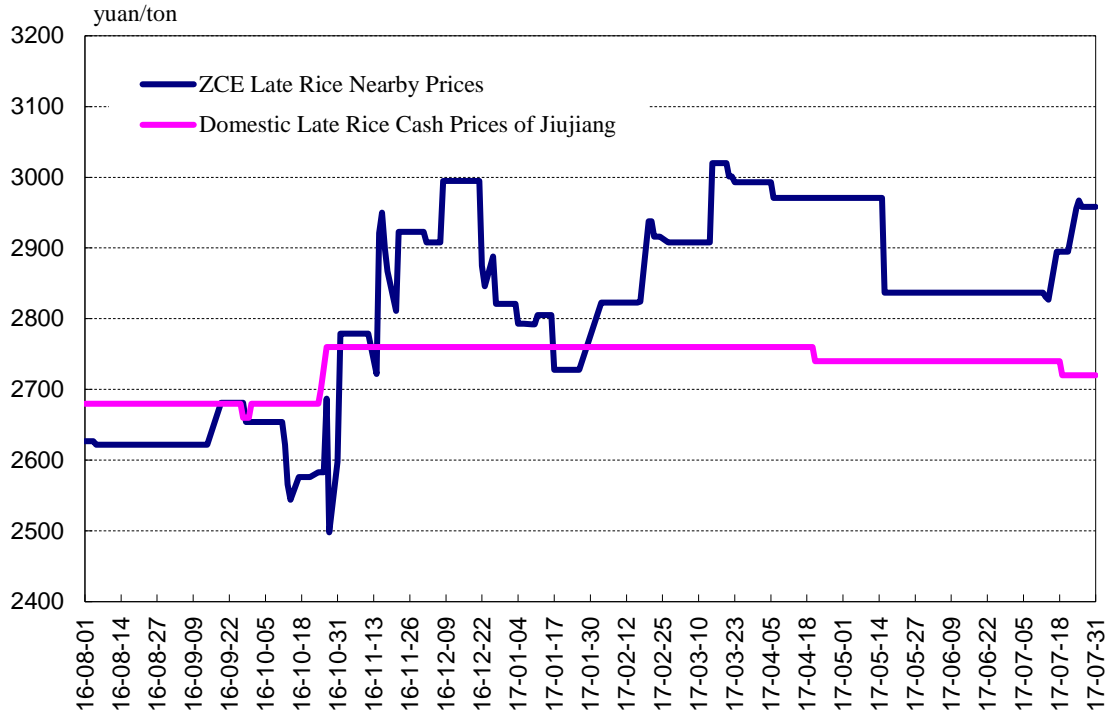
ZCE Wheat Futures Prices vs Domestic Cash Prices Chart



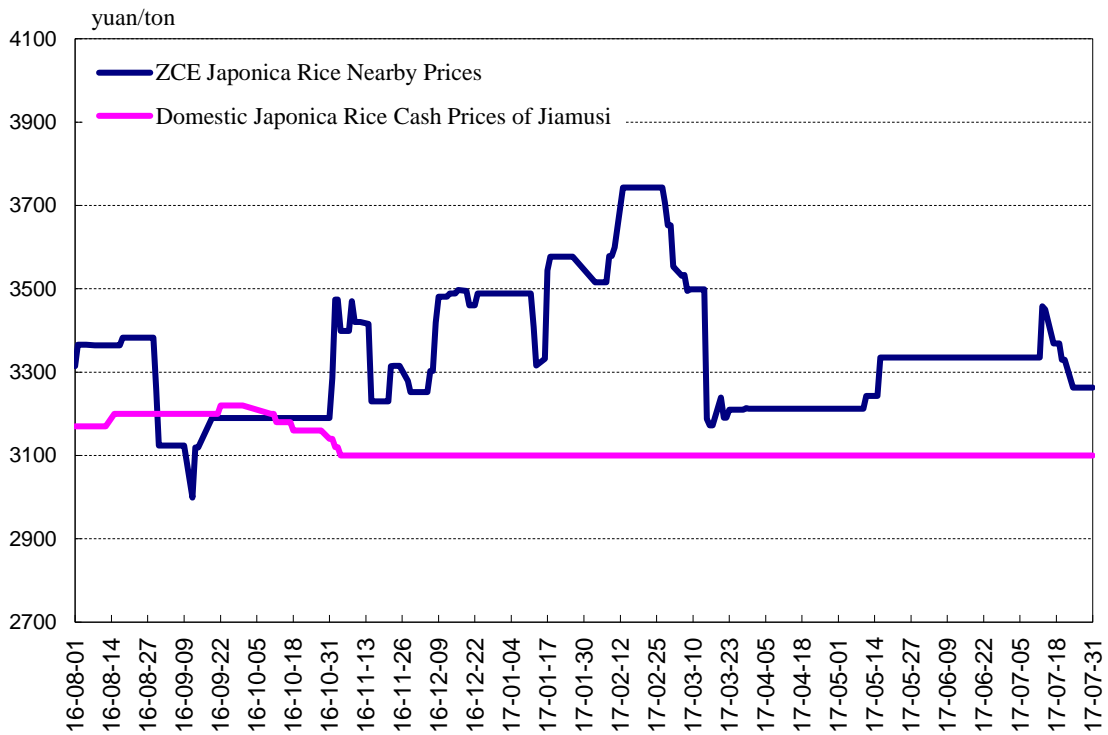
ZCE Early Rice Futures Prices vs Domestic Cash Prices Chart



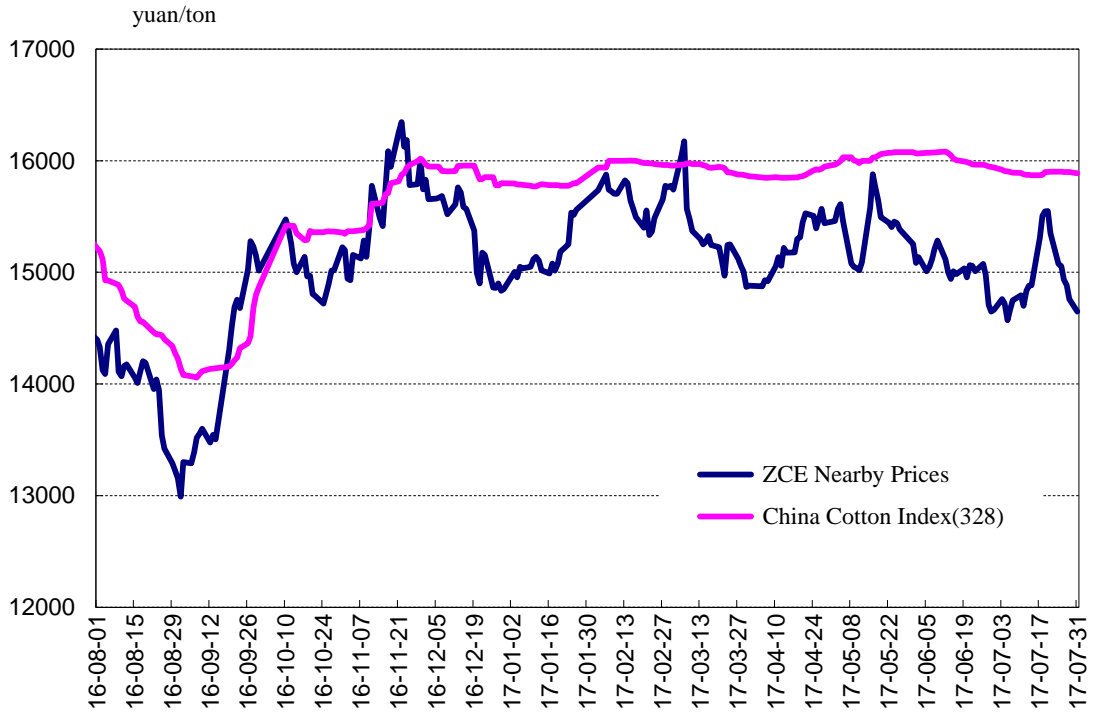
ZCE Late Rice Futures Prices vs Domestic Cash Prices Chart



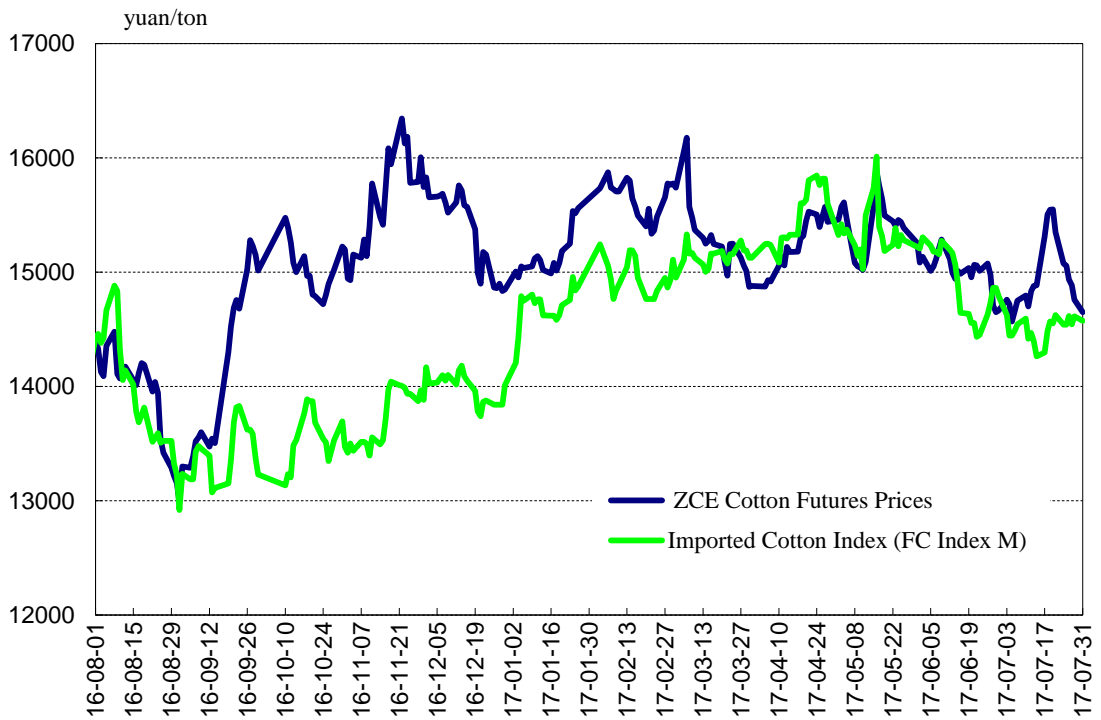
ZCE Japonica Rice Futures Prices vs Domestic Cash Prices Chart



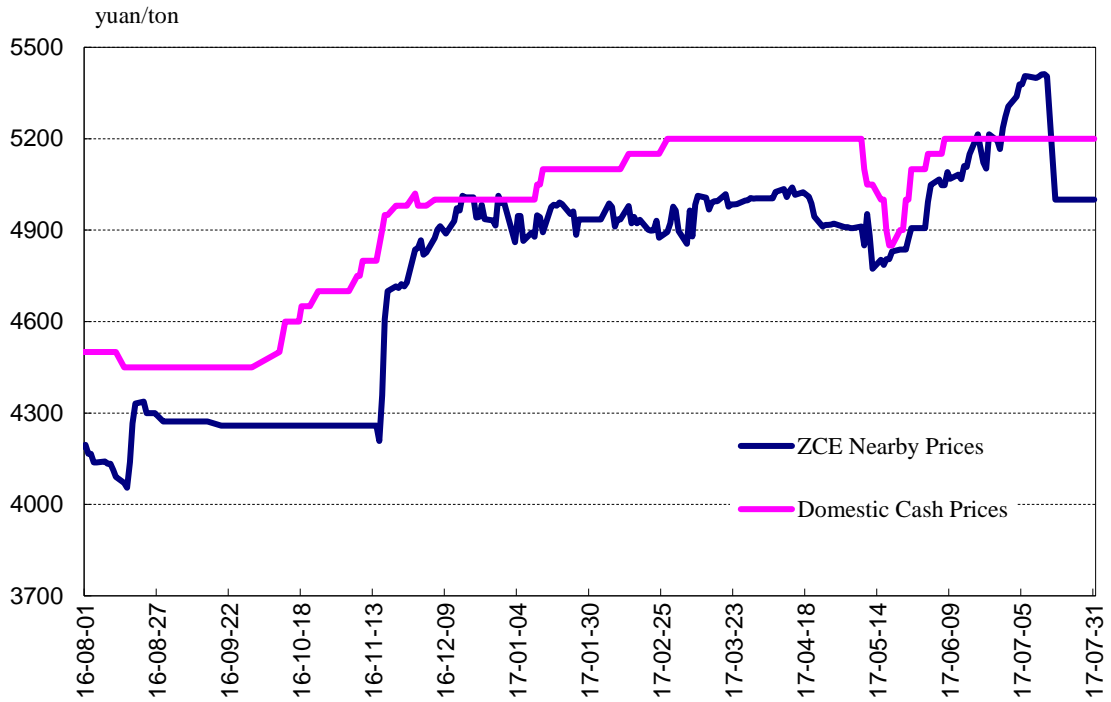
ZCE Cotton Futures vs China Cotton Index Chart



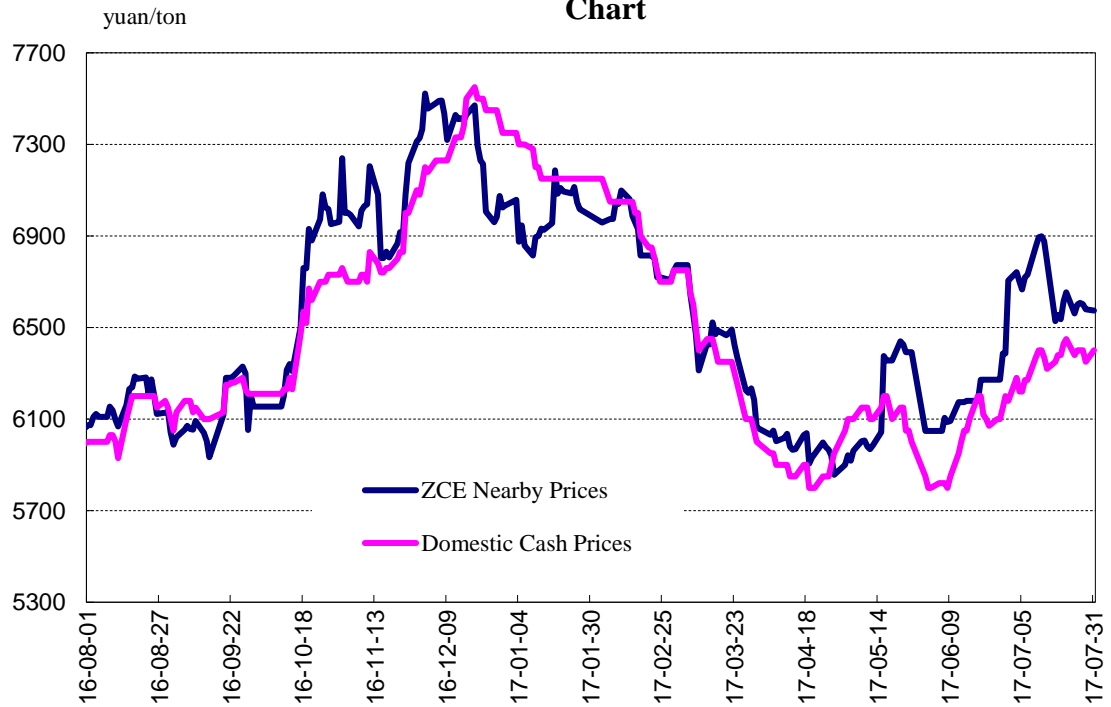
ZCE Cotton Futures Prices vs Imported Cotton Prices



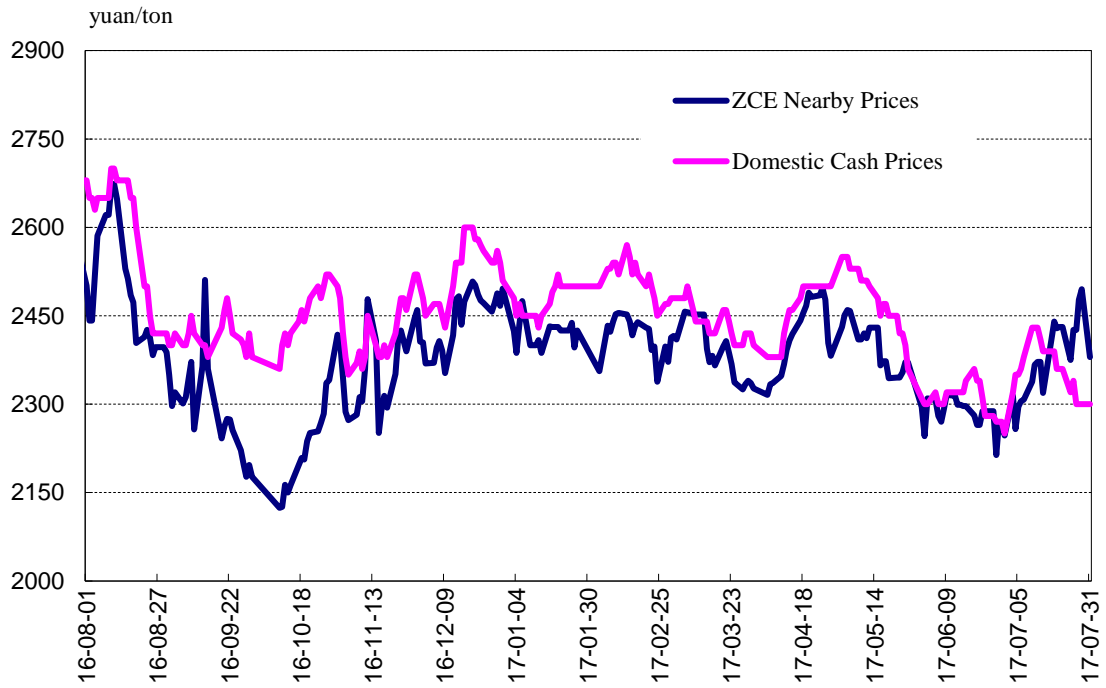
ZCE Rapeseed Futures Prices vs Domestic Cash Prices Chart



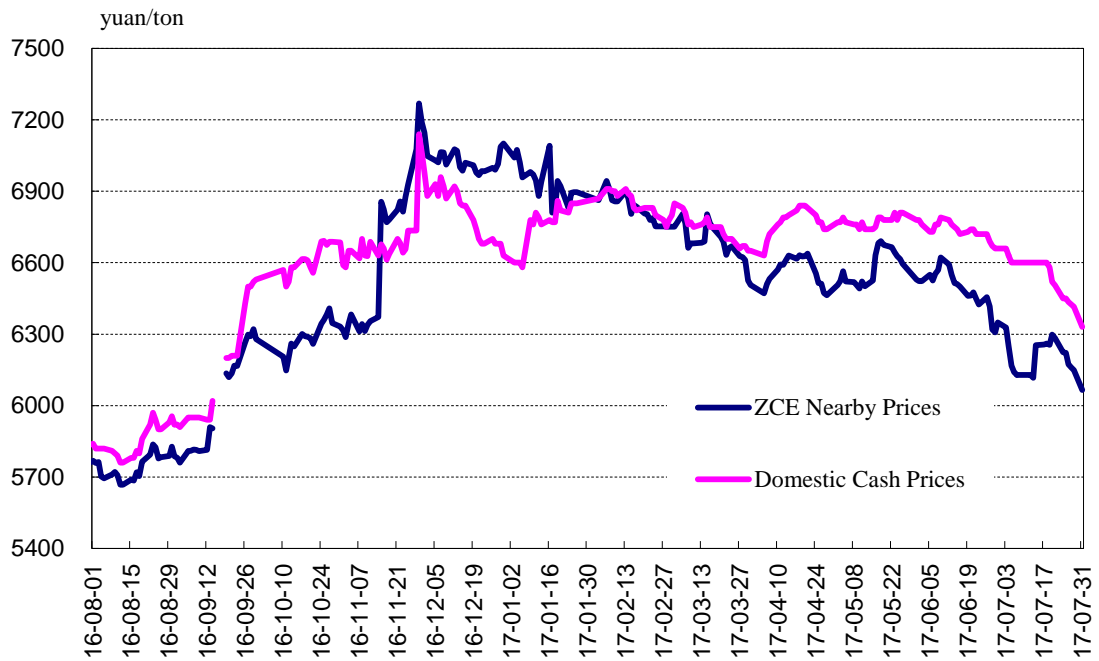
ZCE Rapeseed Oil Futures Prices vs Domestic Cash Prices Chart



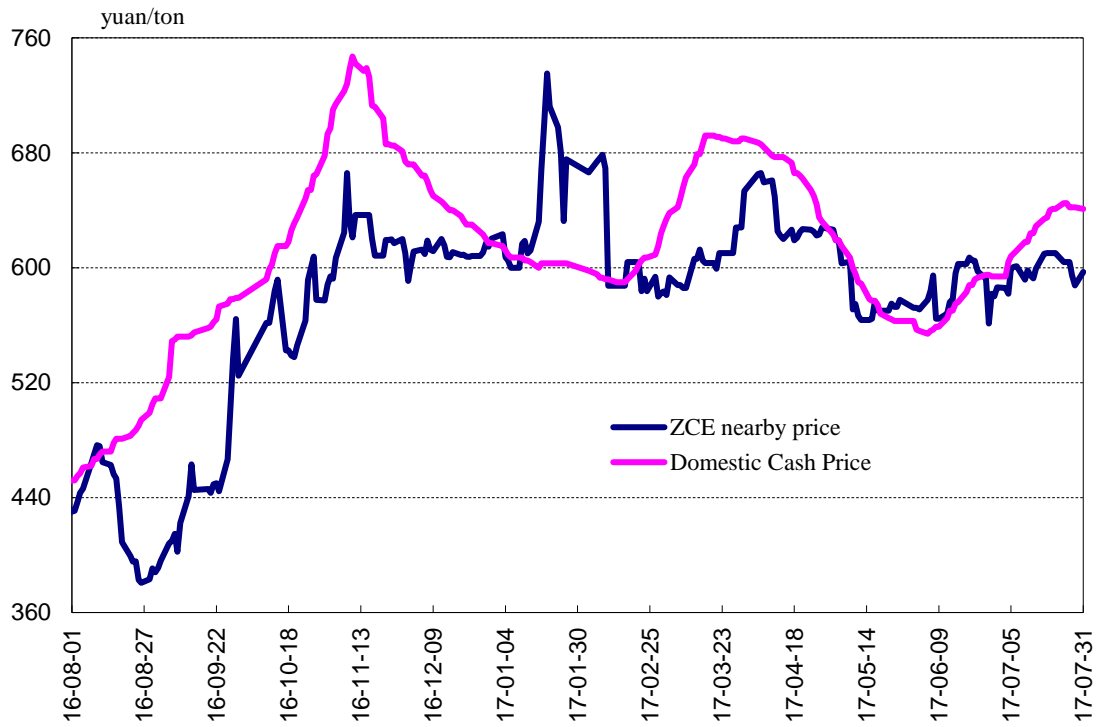
ZCE Rapeseed Meal Futures Prices vs Domestic Cash Prices Chart



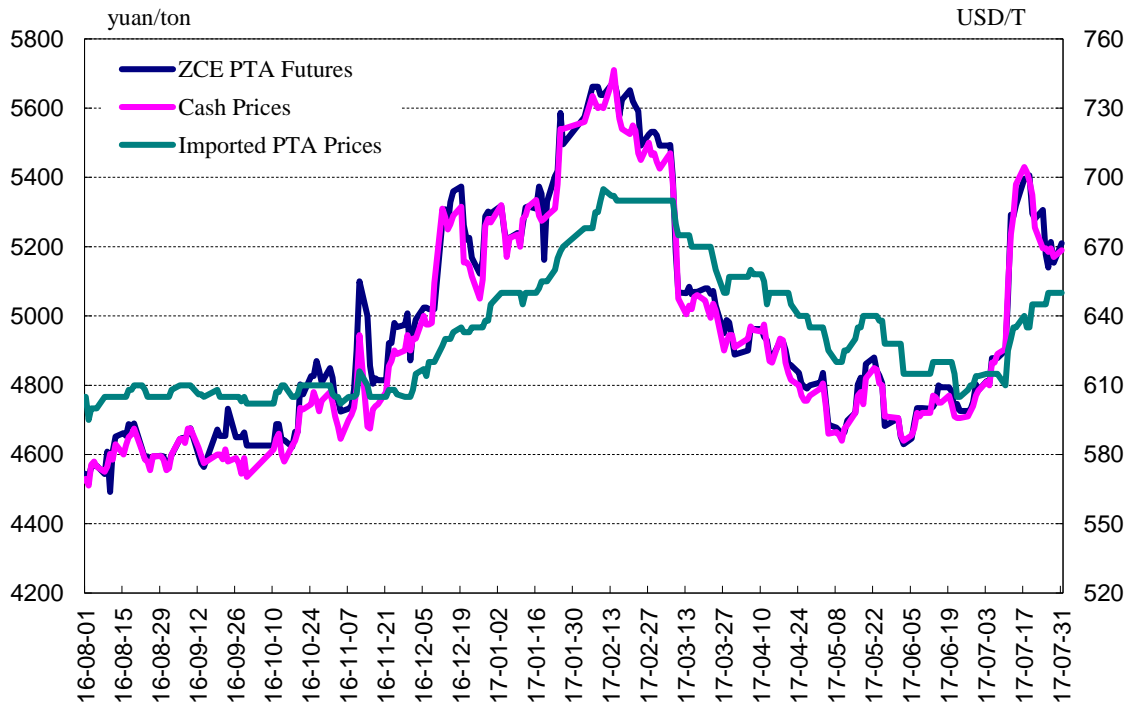
ZCE Sugar Futures Prices vs Domestic Cash Prices Chart



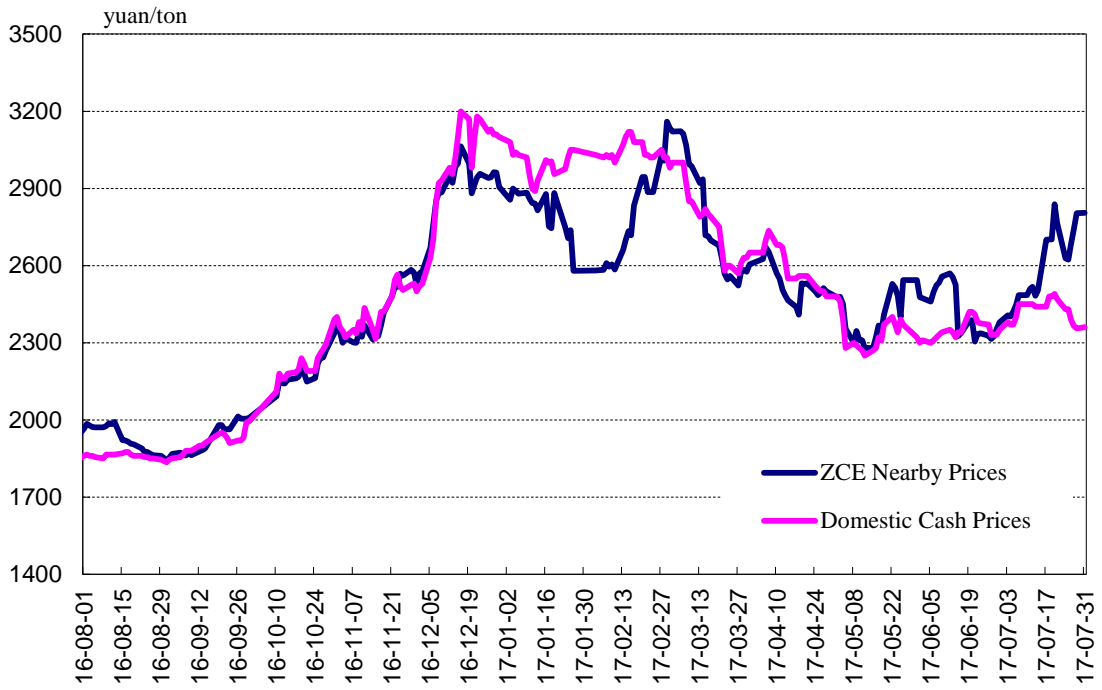
ZCE Thermal coal Futures vs Domestic Cash Prices Chart



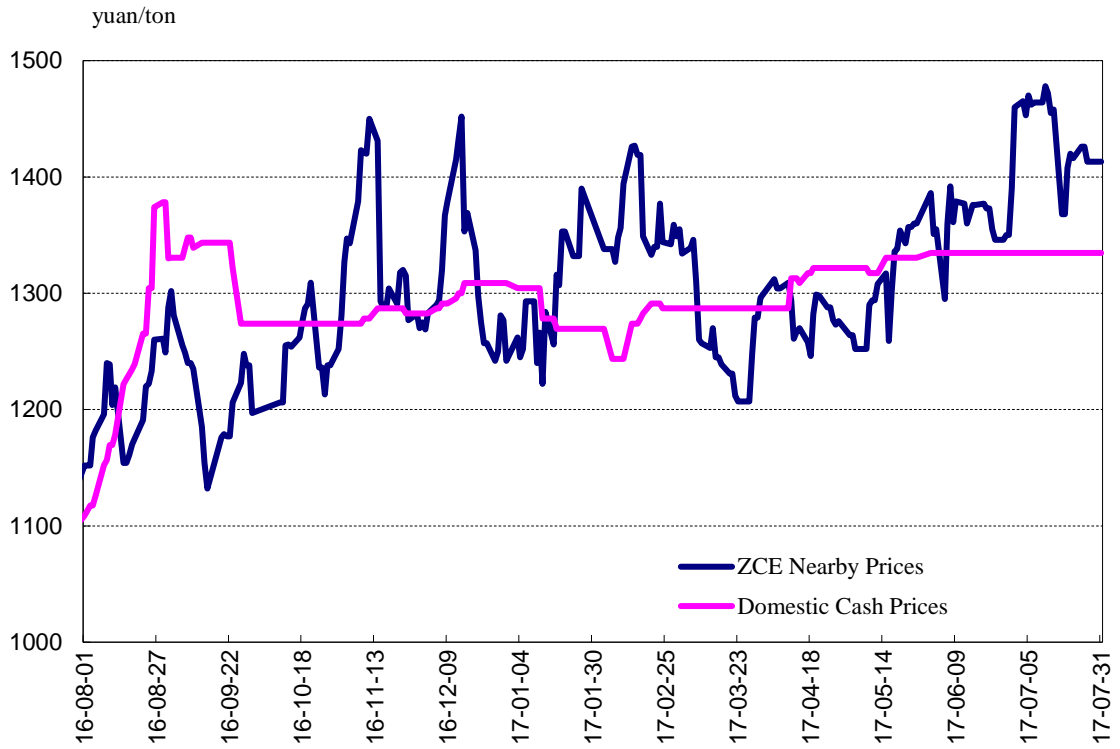
ZCE PTA Futures vs PTA Cash Prices Chart



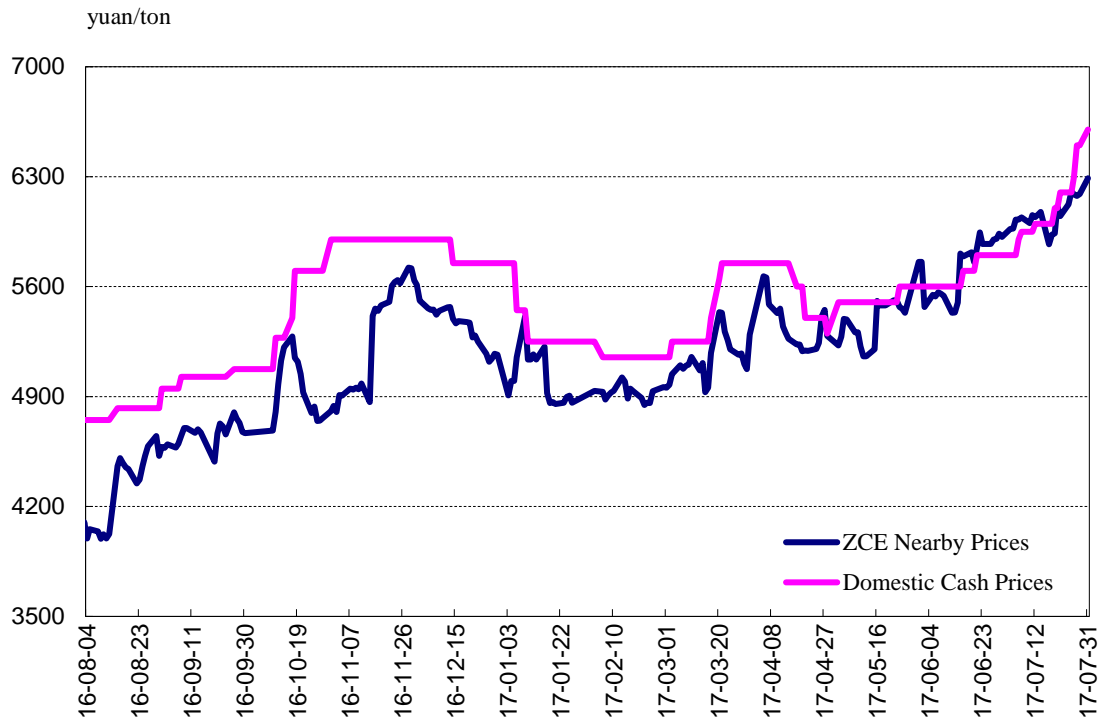
ZCE Methanol Futures Prices vs Domestic Cash Prices Chart



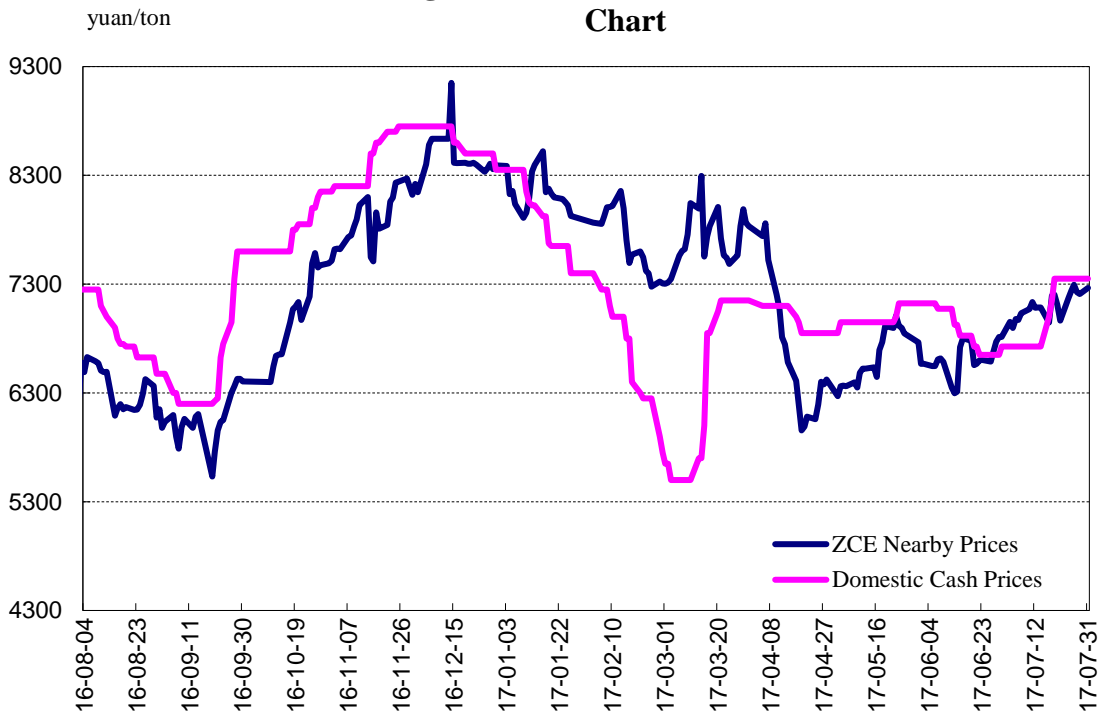
ZCE Glass Futures Prices vs Domestic Cash Prices Chart



ZCE Ferrosilicon Futures Prices vs Domestic Cash Prices Chart



ZCE Silicon Manganese Futures Prices vs Domestic Cash Prices Chart



III Trading Volume, Turnover, Open Interest and Physical Delivery

Trading Volume

	Jul. -17	Jul. -16	Change%	Jan.'- Jul.'2017	Jan.'- Jul.'2016	Change%
Cotton No.1 (CF)	4,419,974	26,420,932	-83.27%	33,484,902	107,015,196	-68.71%
Early Rice (ER)			-	0	0	-
Flat Glass (FG)	6,235,074	12,360,236	-49.56%	52,112,478	56,105,542	-7.12%
Japonica Rice (JR)	26	112	-76.79%	278	382	-27.23%
Late Rice (LR)	144	18	700.00%	308	164	87.80%
Methanol (MA)	25,476,222	16,340,580	55.91%	149,577,372	171,542,444	-12.80%
Methanol (ME)			-	0	0	-
Rapeseed Oil (OI)	5,398,896	6,184,524	-12.70%	32,719,954	25,611,156	27.76%
Common Wheat (PM)	16	10	60.00%	98	244	-59.84%
Early Rice (RI)	348	322	8.07%	1,524	1,744	-12.61%
Rapeseed Meal (RM)	15,043,234	81,335,094	-81.50%	102,452,112	356,725,100	-71.28%
Rapeseed Oil (RO)			-	0	0	-
Rapeseed (RS)	372	3,100	-88.00%	3,554	33,362	-89.35%
Ferrosilicon (SF)	469,970	59,360	691.73%	3,054,512	123,538	2,372.53%
Silicon Manganese(SM)	3,330,282	109,362	2,945.19%	29,683,836	172,456	17,112.41%
Sugar (SR)	12,425,222	22,440,004	-44.63%	73,006,784	164,179,776	-55.53%
PTA	33,256,898	27,689,656	20.11%	180,062,552	187,648,676	-4.04%
Thermal Coal (TC)			-	0	294	-100.00%
Strong Gluten Wheat (WH)	38,470	51,586	-25.43%	638,326	668,726	-4.55%
Strong Gluten Wheat (WS)			-	0	0	-
Hard White Wheat (WT)			-	0	0	-
Thermal Coal (ZC)	5,528,682	5,410,762	2.18%	31,420,180	45,660,388	-31.19%
Total	111,623,830	198,405,658	-43.74%	688,218,770	1,115,489,188	-38.30%

Note: 1. Unit: Trading volume in contract; 2. Trading volume includes buying and selling volume; 3. Contract size: 10 tons (WT & ER & SR & OI & RS & RM & MA), 5 tons (CF & TA & RO & SF & SM), 50tons (ME & PM), 20 tons (RI & WH & FG & JR & LR), 200 tons (TC), 100 tons (ZC); 4. EFPs included .

Turnover

	Jul. -17	Jul. -16	Change%	Jan.'- Jul.'2017	Jan.'- Jul.'2016	Change%
Cotton No.1 (CF)	33,265,677	201,311,154	-83.48%	260,380,503	692,583,339	-62.40%
Early Rice (ER)			-	0	0	-
Flat Glass (FG)	17,306,681	26,999,187	-35.90%	135,822,506	111,068,792	22.29%
Japonica Rice (JR)	172	742	-76.82%	1,812	2,406	-24.69%
Late Rice (LR)	847	93	810.75%	1,798	874	105.72%

Methanol (MA)	62,847,612	31,655,185	98.54%	381,175,095	322,721,370	18.11%
Methanol (ME)			-	0	0	-
Rapeseed Oil (OI)	35,613,808	39,490,788	-9.82%	216,311,607	156,003,468	38.66%
Common Wheat (PM)	197	116	69.83%	1,216	2,921	-58.37%
Early Rice (RI)	1,902	1,845	3.09%	8,271	9,614	-13.97%
Rapeseed Meal (RM)	35,014,291	212,364,717	-83.51%	242,054,576	839,219,512	-71.16%
Rapeseed Oil (RO)			-	0	0	-
Rapeseed (RS)	1,955	13,007	-84.97%	17,845	135,332	-86.81%
Ferrosilicon (SF)	1,392,346	132,065	954.29%	8,639,813	272,717	3,068.05%
Silicon Manganese(SM)	11,465,970	321,634	3,464.91%	96,485,079	479,630	20,016.56%
Sugar (SR)	77,263,531	135,688,665	-43.06%	484,893,512	924,744,758	-47.56%
PTA	86,312,565	65,870,536	31.03%	472,059,859	440,352,436	7.20%
Thermal Coal (TC)			-	0	1,794	-100.00%
Strong Gluten Wheat (WH)	203,991	269,925	-24.43%	3,736,954	3,738,797	-0.05%
Strong Gluten Wheat (WS)			-	0	0	-
Hard White Wheat (WT)			-	0	0	-
Thermal Coal (ZC)	32,808,005	23,524,820	39.46%	178,957,677	173,230,903	3.31%
Total	393,499,550	737,644,479	-46.65%	2,480,548,123	3,664,568,663	-32.31%

Note: 1. Turnover in 10,000 Yuan; 2. Turnover includes buying and selling volume; 3. EFPs included .

Open Interest

	Jul. -17	Jul.-16	Change%	Jun. -2017	Change%
Cotton No.1 (CF)	305,502	547,556	-44.21%	349,270	-12.53%
Early Rice (ER)			-		0.00%
Flat Glass (FG)	404,312	251,870	60.52%	356,154	13.52%
Japonica Rice (JR)	2	6	-66.67%	0	-
Late Rice (LR)	12	0	-	0	-
Methanol (MA)	758,140	565,312	34.11%	747,392	1.44%
Methanol (ME)			-		0.00%
Rapeseed Oil (OI)	403,632	329,934	22.34%	420,112	-3.92%
Common Wheat (PM)	2	14	-85.71%	6	-66.67%
Early Rice (RI)	40	72	-44.44%	34	17.65%
Rapeseed Meal (RM)	913,220	884,202	3.28%	1,353,662	-32.54%
Rapeseed Oil (RO)			-		0.00%
Rapeseed (RS)	12	66	-81.82%	4	200.00%
Ferrosilicon (SF)	30,918	14,758	109.50%	16,512	87.25%
Silicon Manganese(SM)	125,810	11,788	967.27%	104,424	20.48%
Sugar (SR)	1,092,476	1,086,584	0.54%	1,049,820	4.06%

PTA	2,510,782	1,880,272	33.53%	1,981,282	26.73%
Thermal Coal (TC)			-		0.00%
Strong Gluten Wheat (WH)	8,360	10,456	-20.05%	6,450	29.61%
Strong Gluten Wheat (WS)			-		0.00%
Hard White Wheat (WT)			-		0.00%
Thermal Coal (ZC)	429,394	358,002	19.94%	532,642	-19.38%
Total	6,982,614	5,940,892	17.53%	6,917,764	0.94%

Note: 1. Unit: Trading volume in contract; 2. Trading volume includes buying and selling volume; 3. Contract size: 10 tons (WT & ER & SR &OI & RS & RM & MA), 5 tons(CF & TA & RO & SF & SM), 50tons (ME & PM),20 tons (RI & WH & FG & JR & LR) , 200 tons(TC) ,100 tons (ZC) .

Physical Delivery

	Jul. 2017 Delivery Volume	Jul. 2017 EFPs	Jul. 2016 Delivery Volume	Jul. 2016 EFPs	Jan.'- Jul.' 2017	Jan.'- Jul.' 2016
CF	776	112	2,648	0	32,608	18,336
ER						
FG	0	0	4	0	675	581
JR	0	0	0	0	0	0
LR	0	0	0	0	0	0
MA	0	0	0	0	7,148	9,836
ME						
OI	5	0	33	0	15,666	5,950
PM	0	0	0	0	0	13
RI	0	0	0	0	0	0
RM	27	0	357	0	7,087	11,878
RO						
RS	0	0	314	131	0	445
SF	0	0	0	0	385	77
SM	0	0	0	0	4,046	0
SR	77	0	505	0	59,637	44,106
TA	88	0	9	0	108,308	96,844
TC						400
WH	0	0	11	0	2,740	2,554
WS						
WT						
ZC	0	0	0	0	4,200	4,000
Total	973	112	3,881	131	242,500	195,020

Note: 1. Unit: Trading volume in contract; 2. Trading volume includes buying and selling volume; 3. Contract size: 10 tons (WT & ER & SR &OI & RS & RM & MA), 5 tons(CF & TA & RO & SF & SM), 50tons (ME & PM),20 tons (RI & WH & FG & JR & LR) , 200 tons(TC) ,100 tons (ZC) .

IV List of Quotations

Contract	Open	High	Low	Close	O.I	Change	Settlement	Volume	Turnover
CF707	14,630.00	15,495.00	14,020.00	14,700.00	0	-2,092	14,885.00	1,714	1.263
CF709	14,970.00	15,690.00	14,560.00	14,635.00	149,178	-88,706	14,650.00	3,323,962	2,509.55
CF711	14,610.00	15,165.00	14,570.00	14,730.00	818	-382	14,720.00	2,242	1.668
CF801	14,835.00	15,245.00	14,650.00	14,765.00	125,030	30,732	14,755.00	1,021,054	761.281
CF803	14,900.00	15,245.00	0.00	14,795.00	14	2	14,795.00	56	0.042
CF805	14,840.00	15,155.00	14,650.00	14,780.00	30,462	16,678	14,765.00	70,946	52.762
CF807	0.00	0.00	0.00	0.00	0	0	14,805.00	0	0
Subtotal					305,502			4,419,974	3,326.57
FG707	0.00	0.00	0.00	0.00	0	0	1,458.00	0	0
FG708	1,386.00	1,485.00	0.00	1,414.00	16	0	1,413.00	170	0.048
FG709	1,364.00	1,455.00	1,340.00	1,422.00	312,510	28,496	1,416.00	5,514,616	1,536.59
FG710	1,331.00	1,434.00	0.00	1,405.00	42	-258	1,394.00	738	0.201
FG711	1,340.00	1,365.00	0.00	1,345.00	6	-14	1,391.00	28	0.008
FG712	1,331.00	1,406.00	0.00	1,393.00	38	-58	1,393.00	190	0.052
FG801	1,307.00	1,392.00	1,293.00	1,387.00	88,792	19,580	1,375.00	703,188	189.57
FG802	1,305.00	1,362.00	0.00	1,362.00	8	-2	1,369.00	30	0.008
FG803	1,326.00	1,346.00	0.00	1,345.00	6	4	1,351.00	14	0.004
FG804	1,314.00	1,315.00	0.00	1,314.00	4	0	1,344.00	8	0.002
FG805	1,270.00	1,345.00	1,251.00	1,341.00	2,882	414	1,331.00	16,060	4.181
FG806	1,278.00	1,355.00	0.00	1,355.00	8	-4	1,337.00	32	0.008
FG807	0.00	0.00	0.00	0.00	0	0	1,322.00	0	0
Subtotal					404,312			6,235,074	1,730.67
JR707	0.00	0.00	0.00	0.00	0	0	3,450.00	0	0
JR709	0.00	0.00	0.00	0.00	0	0	3,263.00	0	0
JR711	3,302.00	3,378.00	0.00	3,217.00	2	2	3,217.00	26	0.017
JR801	0.00	0.00	0.00	0.00	0	0	3,201.00	0	0
JR803	0.00	0.00	0.00	0.00	0	0	3,197.00	0	0
JR805	0.00	0.00	0.00	0.00	0	0	3,218.00	0	0
JR807	0.00	0.00	0.00	0.00	0	0	3,117.00	0	0
Subtotal					2			26	0.017
LR707	0.00	0.00	0.00	0.00	0	0	2,827.00	0	0
LR709	0.00	0.00	0.00	0.00	0	0	2,958.00	0	0
LR711	0.00	0.00	0.00	0.00	0	0	2,924.00	0	0
LR801	0.00	0.00	0.00	0.00	0	0	2,966.00	0	0
LR803	0.00	0.00	0.00	0.00	0	0	2,966.00	0	0
LR805	2,679.00	3,141.00	0.00	2,987.00	12	12	2,970.00	144	0.085

LR807	0.00	0.00	0.00	0.00	0	0	2,966.00	0	0
Subtotal					12			144	0.085
MA707	0.00	0.00	0.00	0.00	0	0	2,504.00	0	0
MA708	2,352.00	2,875.00	0.00	2,746.00	0	-36	2,805.00	122	0.031
MA709	2,359.00	2,618.00	2,350.00	2,393.00	492,570	-166,158	2,382.00	22,982,072	5,661.88
MA710	2,409.00	2,586.00	0.00	2,411.00	4	-8	2,411.00	500	0.122
MA711	2,432.00	2,602.00	0.00	2,424.00	12	4	2,445.00	36	0.009
MA712	2,390.00	2,605.00	0.00	2,478.00	6	0	2,478.00	58	0.014
MA801	2,387.00	2,616.00	2,377.00	2,497.00	259,388	172,522	2,487.00	2,466,596	616.026
MA802	2,441.00	2,543.00	0.00	2,518.00	2	-10	2,482.00	22	0.005
MA803	2,405.00	2,553.00	0.00	2,477.00	6	2	2,492.00	34	0.008
MA804	2,413.00	2,452.00	0.00	2,452.00	4	0	2,481.00	4	0.001
MA805	2,392.00	2,588.00	2,387.00	2,495.00	6,136	4,420	2,487.00	26,762	6.659
MA806	2,562.00	2,562.00	0.00	2,561.00	4	4	2,479.00	4	0.001
MA807	2,551.00	2,552.00	0.00	2,552.00	8	8	2,543.00	12	0.003
Subtotal					758,140			25,476,222	6,284.76
OI707	0.00	0.00	0.00	0.00	0	-10	6,790.00	0	0
OI709	6,386.00	6,702.00	6,336.00	6,616.00	131,786	-86,956	6,574.00	3,501,592	2,288.66
OI711	6,522.00	6,782.00	0.00	6,528.00	2	0	6,714.00	30	0.02
OI801	6,522.00	6,866.00	6,490.00	6,784.00	236,730	41,886	6,748.00	1,822,528	1,222.10
OI803	0.00	0.00	0.00	0.00	0	0	6,766.00	0	0
OI805	6,636.00	7,206.00	6,578.00	6,910.00	35,114	28,600	6,886.00	74,746	50.598
OI807	0.00	0.00	0.00	0.00	0	0	6,712.00	0	0
Subtotal					403,632			5,398,896	3,561.38
PM707	0.00	0.00	0.00	0.00	0	0	2,337.00	0	0
PM709	2,405.00	2,540.00	0.00	2,540.00	2	-4	2,540.00	8	0.01
PM711	0.00	0.00	0.00	0.00	0	0	2,750.00	0	0
PM801	2,545.00	2,545.00	0.00	2,384.00	0	0	2,528.00	8	0.01
PM803	0.00	0.00	0.00	0.00	0	0	2,542.00	0	0
PM805	0.00	0.00	0.00	0.00	0	0	2,661.00	0	0
PM807	0.00	0.00	0.00	0.00	0	0	2,661.00	0	0
Subtotal					2			16	0.02
RI707	0.00	0.00	0.00	0.00	0	0	2,637.00	0	0
RI709	2,703.00	2,768.00	0.00	2,730.00	36	4	2,730.00	336	0.183
RI711	0.00	0.00	0.00	0.00	0	0	2,581.00	0	0
RI801	2,956.00	2,956.00	0.00	2,800.00	2	0	2,878.00	4	0.002
RI803	2,951.00	2,951.00	0.00	2,810.00	2	2	2,734.00	8	0.005
RI805	0.00	0.00	0.00	0.00	0	0	2,755.00	0	0
RI807	0.00	0.00	0.00	0.00	0	0	2,755.00	0	0
Subtotal					40			348	0.19
RM707	2,258.00	2,306.00	0.00	2,306.00	0	-54	2,319.00	18	0.004
RM708	2,341.00	2,568.00	0.00	2,370.00	0	-15,882	2,380.00	16,334	3.896
RM709	2,218.00	2,449.00	2,218.00	2,333.00	389,996	-498,288	2,307.00	12,305,470	2,883.49

RM711	2,166.00	2,409.00	2,163.00	2,283.00	40,770	-11,144	2,274.00	12,446	2.836
RM801	2,117.00	2,335.00	2,112.00	2,250.00	387,648	70,696	2,239.00	2,550,960	575.041
RM803	2,165.00	2,354.00	2,165.00	2,258.00	52,966	7,152	2,261.00	7,858	1.779
RM805	2,159.00	2,363.00	2,154.00	2,282.00	34,236	-526	2,274.00	142,540	32.635
RM807	2,278.00	2,302.00	0.00	2,300.00	7,604	7,604	2,299.00	7,608	1.745
Subtotal					913,220			15,043,234	3,501.43
RS707	0.00	0.00	0.00	0.00	0	0	5,405.00	0	0
RS708	0.00	0.00	0.00	0.00	0	0	5,000.00	0	0
RS709	5,219.00	5,455.00	0.00	5,260.00	12	8	5,240.00	346	0.182
RS711	4,700.00	5,554.00	0.00	5,285.00	0	0	5,257.00	26	0.014
RS807	0.00	0.00	0.00	0.00	0	0	5,257.00	0	0
Subtotal					12			372	0.196
SF707	0.00	0.00	0.00	0.00	0	0	6,076.00	0	0
SF708	0.00	0.00	0.00	0.00	0	0	6,290.00	0	0
SF709	5,520.00	6,276.00	5,520.00	6,242.00	25,678	13,540	6,236.00	464,310	137.613
SF710	0.00	0.00	0.00	0.00	4	0	5,480.00	0	0
SF711	5,150.00	5,992.00	0.00	5,802.00	0	0	5,840.00	12	0.003
SF712	0.00	0.00	0.00	0.00	0	0	5,988.00	0	0
SF801	5,418.00	5,988.00	5,400.00	5,980.00	1,206	882	5,934.00	5,548	1.591
SF802	5,320.00	5,624.00	0.00	5,624.00	4,022	-2	5,624.00	10	0.003
SF803	0.00	0.00	0.00	0.00	0	0	5,736.00	0	0
SF804	5,860.00	5,860.00	0.00	5,520.00	2	2	6,044.00	4	0.001
SF805	5,338.00	5,870.00	0.00	5,794.00	6	-16	5,828.00	86	0.024
SF806	0.00	0.00	0.00	0.00	0	0	5,916.00	0	0
SF807	0.00	0.00	0.00	0.00	0	0	5,916.00	0	0
Subtotal					30,918			469,970	139.235
SM707	0.00	0.00	0.00	0.00	0	0	7,086.00	0	0
SM708	0.00	0.00	0.00	0.00	0	0	7,264.00	0	0
SM709	6,410.00	7,354.00	6,336.00	7,152.00	109,576	8,462	7,178.00	3,257,270	1,122.03
SM710	0.00	0.00	0.00	0.00	0	0	7,178.00	0	0
SM711	0.00	0.00	0.00	0.00	0	0	7,064.00	0	0
SM712	7,344.00	7,344.00	0.00	6,900.00	4	-2	6,822.00	14	0.005
SM801	6,230.00	6,950.00	6,198.00	6,878.00	16,000	12,954	6,896.00	71,746	24.159
SM802	0.00	0.00	0.00	0.00	0	0	6,684.00	0	0
SM803	0.00	0.00	0.00	0.00	0	0	7,214.00	0	0
SM804	6,002.00	6,664.00	0.00	6,664.00	2	2	6,996.00	10	0.003
SM805	6,152.00	6,760.00	6,116.00	6,732.00	228	-30	6,734.00	1,242	0.402
SM806	0.00	0.00	0.00	0.00	0	0	6,450.00	0	0
SM807	0.00	0.00	0.00	0.00	0	0	6,430.00	0	0
Subtotal					125,810			3,330,282	1,146.60
SR707	6,254.00	6,254.00	0.00	6,254.00	0	-164	6,254.00	20	0.013
SR709	6,365.00	6,401.00	6,007.00	6,060.00	356,844	-231,908	6,065.00	6,983,952	4,348.64
SR711	6,341.00	6,351.00	0.00	6,005.00	238	18	6,028.00	560	0.349

SR801	6,370.00	6,402.00	5,992.00	6,030.00	671,126	270,396	6,026.00	5,174,938	3,213.62
SR803	6,347.00	6,350.00	0.00	6,105.00	262	14	6,035.00	254	0.158
SR805	6,299.00	6,315.00	5,955.00	5,985.00	54,746	2,616	5,981.00	239,268	147.379
SR807	6,280.00	6,296.00	0.00	6,081.00	90	34	6,031.00	60	0.037
SR809	6,298.00	6,314.00	5,993.00	6,021.00	8,472	1,004	6,014.00	22,870	14.154
SR811	6,182.00	6,256.00	0.00	6,125.00	90	38	6,038.00	204	0.126
SR901	6,030.00	6,159.00	5,934.00	6,017.00	608	608	6,019.00	3,096	1.879
Subtotal					1,092,476			12,425,222	7,726.35
TA707	4,900.00	5,380.00	0.00	5,378.00	0	-14	5,320.00	168	0.045
TA708	4,850.00	5,450.00	0.00	5,188.00	26	-22	5,210.00	624	0.162
TA709	4,858.00	5,490.00	4,832.00	5,204.00	1,327,674	-348,982	5,204.00	26,424,672	6,872.65
TA710	4,980.00	5,328.00	0.00	5,260.00	504	304	5,260.00	1,266	0.329
TA711	5,002.00	5,316.00	0.00	5,206.00	24	-6	5,206.00	1,022	0.265
TA712	5,022.00	5,264.00	0.00	5,246.00	74	38	5,236.00	188	0.049
TA801	4,996.00	5,256.00	4,952.00	5,230.00	1,082,690	782,160	5,210.00	6,560,008	1,687.53
TA802	5,074.00	5,244.00	0.00	5,180.00	14	-2	5,236.00	24	0.006
TA803	5,056.00	5,272.00	0.00	5,272.00	2	0	5,232.00	20	0.005
TA804	5,022.00	5,264.00	0.00	5,264.00	4	-4	5,250.00	14	0.004
TA805	5,108.00	5,344.00	4,840.00	5,284.00	99,740	95,998	5,276.00	268,768	70.179
TA806	5,000.00	5,326.00	0.00	5,326.00	14	14	5,274.00	48	0.012
TA807	5,340.00	5,412.00	0.00	5,352.00	16	16	5,332.00	76	0.02
Subtotal					2,510,782			33,256,898	8,631.26
WH707	2,640.00	2,640.00	0.00	2,640.00	0	-2	2,541.00	2	0.001
WH709	2,593.00	2,603.00	2,530.00	2,544.00	1,878	-1,532	2,547.00	10,256	5.286
WH711	2,572.00	2,810.00	0.00	2,810.00	4	2	2,663.00	4	0.002
WH801	2,638.00	2,736.00	2,617.00	2,651.00	6,276	3,366	2,655.00	27,772	14.875
WH803	0.00	0.00	0.00	0.00	2	0	2,676.00	0	0
WH805	2,689.00	2,714.00	0.00	2,677.00	200	76	2,664.00	436	0.234
WH807	0.00	0.00	0.00	0.00	0	0	2,666.00	0	0
Subtotal					8,360			38,470	20.399
ZC707	0.00	0.00	0.00	0.00	0	0	601.00	0	0
ZC708	591.60	643.00	0.00	605.00	0	-2	597.00	12	0.007
ZC709	580.20	616.60	568.00	609.80	338,792	-113,144	600.00	4,960,352	2,956.69
ZC710	589.00	607.80	0.00	586.60	34	30	593.00	100	0.06
ZC711	568.80	588.00	0.00	579.80	0	-4	590.00	12	0.007
ZC712	567.80	596.20	0.00	596.20	2	0	581.00	8	0.005
ZC801	571.00	584.00	551.20	582.00	88,074	8,268	576.00	558,126	318.622
ZC802	0.00	0.00	0.00	0.00	2	0	562.00	0	0
ZC803	552.20	569.80	0.00	565.00	2	2	559.00	12	0.007
ZC804	550.60	578.00	0.00	544.60	2	0	546.00	10	0.006
ZC805	538.00	550.00	520.20	550.00	2,482	1,598	545.00	10,026	5.384
ZC806	570.80	574.20	0.00	538.20	4	4	539.00	24	0.013
ZC807	0.00	0.00	0.00	0.00	0	0	548.00	0	0

Subtotal					429,394			5,528,682	3,280.80
Total					6,982,614			111,623,830	39,349.96

Note: 1. Unit: Trading volume in contract; 2. Turnover :100,000,000 Yuan.

V Daily Settlement Price by Contracts

Strong Gluten Wheat									
Date	707	709	711	801	803	805	807	Vol	O.I
2017-7-3	2476	2593	2647	2635	2714	2683		2234	6620
2017-7-4	2640	2586	2640	2634	2714	2664		1406	6538
2017-7-5	2637	2583	2637	2634	2714	2666		594	6470
2017-7-6	2588	2579	2633	2638	2714	2673		854	6358
2017-7-7	2585	2576	2630	2632	2714	2683		1668	6586
2017-7-10	2586	2574	2628	2633	2714	2683		1142	6654
2017-7-11	2584	2572	2626	2630	2714	2683		1682	6560
2017-7-12	2591	2573	2627	2637	2714	2672		1692	6634
2017-7-13	2598	2578	2632	2644	2714	2668		1670	6810
2017-7-14	2541	2572	2626	2646	2714	2666		1590	6916
2017-7-17		2569	2691	2659	2714	2677	2666	2422	7622
2017-7-18		2572	2691	2663	2714	2678	2666	1636	7776
2017-7-19		2572	2691	2689	2740	2688	2666	3878	8624
2017-7-20		2574	2691	2714	2740	2705	2666	2174	8814
2017-7-21		2570	2687	2719	2740	2709	2666	2372	9112
2017-7-24		2571	2688	2723	2740	2707	2666	1676	9316
2017-7-25		2567	2684	2711	2728	2696	2666	1592	9348
2017-7-26		2566	2683	2707	2728	2694	2666	2060	9480
2017-7-27		2563	2680	2699	2720	2694	2666	938	9478
2017-7-28		2559	2676	2676	2697	2680	2666	2210	9220
2017-7-31		2547	2663	2655	2676	2664	2666	2980	8360

Common Wheat									
Date	707	709	711	801	803	805	807	Vol	O.I
2017-7-3	2306	2344	2556	2445	2542	2575		0	6
2017-7-4	2306	2344	2556	2445	2542	2575		0	6
2017-7-5	2367	2406	2624	2510	2542	2643		4	2
2017-7-6	2367	2406	2624	2510	2542	2643		0	2
2017-7-7	2367	2406	2624	2510	2542	2643		0	2
2017-7-10	2367	2406	2624	2510	2542	2643		0	2
2017-7-11	2367	2406	2624	2510	2542	2643		0	2
2017-7-12	2367	2406	2624	2510	2542	2643		0	2
2017-7-13	2337	2472	2696	2478	2542	2609		6	2

2017-7-14	2337	2472	2696	2478	2542	2609		0	2
2017-7-17		2472	2696	2478	2542	2609	2609	0	2
2017-7-18		2472	2696	2478	2542	2609	2609	0	2
2017-7-19		2472	2696	2478	2542	2609	2609	0	2
2017-7-20		2472	2696	2478	2542	2609	2609	0	2
2017-7-21		2472	2676	2460	2542	2590	2590	4	2
2017-7-24		2472	2676	2460	2542	2590	2590	0	2
2017-7-25		2472	2676	2460	2542	2590	2590	0	2
2017-7-26		2472	2676	2460	2542	2590	2590	0	2
2017-7-27		2472	2676	2460	2542	2590	2590	0	2
2017-7-28		2472	2676	2460	2542	2590	2590	0	2
2017-7-31		2540	2750	2528	2542	2661	2661	2	2

Early Rice

Date	707	709	711	801	803	805	807	Vol	O.I
2017-7-3	2636	2731	2578	2855	2755	2755		32	42
2017-7-4	2635	2730	2578	2854	2755	2755		16	40
2017-7-5	2634	2729	2577	2853	2755	2755		50	44
2017-7-6	2626	2721	2569	2845	2755	2755		28	42
2017-7-7	2628	2723	2571	2847	2755	2755		2	44
2017-7-10	2634	2729	2577	2853	2755	2755		28	48
2017-7-11	2635	2730	2578	2854	2755	2755		22	52
2017-7-12	2634	2729	2577	2854	2755	2755		2	50
2017-7-13	2632	2727	2575	2852	2900	2755		12	48
2017-7-14	2637	2732	2580	2857	2905	2755		26	64
2017-7-17		2729	2580	2854	2902	2755	2755	8	66
2017-7-18		2728	2579	2853	2785	2755	2755	14	66
2017-7-19		2729	2580	2898	2785	2755	2755	14	62
2017-7-20		2730	2581	2899	2786	2755	2755	30	52
2017-7-21		2730	2581	2878	2766	2755	2755	22	44
2017-7-24		2730	2581	2878	2766	2755	2755	2	42
2017-7-25		2732	2583	2880	2768	2755	2755	2	40
2017-7-26		2734	2585	2882	2734	2755	2755	18	44
2017-7-27		2731	2582	2879	2734	2755	2755	16	44
2017-7-28		2730	2581	2878	2734	2755	2755	4	40
2017-7-31		2730	2581	2878	2734	2755	2755	0	40

Late Rice

Date	707	709	711	801	803	805	807	Vol	O.I
2017-7-3	2837	2905	2872	2913	2913	2913		0	0
2017-7-4	2837	2905	2872	2913	2913	2913		0	0
2017-7-5	2837	2905	2872	2913	2913	2913		0	0

2017-7-6	2837	2905	2872	2913	2913	2913		0	0
2017-7-7	2837	2905	2872	2913	2913	2913		0	0
2017-7-10	2837	2905	2872	2913	2913	2913		0	0
2017-7-11	2837	2905	2872	2913	2913	2913		0	0
2017-7-12	2837	2905	2872	2913	2913	2913		0	0
2017-7-13	2831	2899	2866	2907	2907	2907		48	2
2017-7-14	2827	2895	2862	2903	2903	2903		22	2
2017-7-17		2895	2862	2903	2903	2903	2903	0	2
2017-7-18		2895	2862	2903	2903	2903	2903	0	2
2017-7-19		2895	2862	2903	2903	2903	2903	0	2
2017-7-20		2895	2862	2903	2903	2903	2903	0	2
2017-7-21		2895	2862	2903	2903	2906	2903	0	2
2017-7-24		2956	2922	2964	2964	2967	2964	24	8
2017-7-25		2967	2933	2975	2975	2978	2975	40	18
2017-7-26		2958	2924	2966	2966	2969	2966	10	12
2017-7-27		2958	2924	2966	2966	2970	2966	0	12
2017-7-28		2958	2924	2966	2966	2970	2966	0	12
2017-7-31		2958	2924	2966	2966	2970	2966	0	12

Japonica Rice									
Date	707	709	711	801	803	805	807	Vol	O.I
2017-7-3	3335	3257	3211	3196	3192	3218		0	0
2017-7-4	3335	3257	3211	3196	3192	3218		0	0
2017-7-5	3335	3257	3211	3196	3192	3218		0	0
2017-7-6	3335	3257	3211	3196	3192	3218		0	0
2017-7-7	3335	3257	3211	3196	3192	3218		0	0
2017-7-10	3335	3257	3211	3196	3192	3218		0	0
2017-7-11	3335	3257	3211	3196	3192	3218		0	0
2017-7-12	3335	3257	3211	3196	3192	3218		0	0
2017-7-13	3458	3377	3329	3313	3309	3218		8	8
2017-7-14	3450	3369	3321	3305	3301	3218		12	4
2017-7-17		3369	3321	3305	3301	3218	3218	0	4
2017-7-18		3369	3321	3305	3301	3218	3218	0	4
2017-7-19		3369	3321	3305	3301	3218	3218	0	4
2017-7-20		3330	3283	3267	3263	3218	3181	4	2
2017-7-21		3330	3283	3267	3263	3218	3181	0	2
2017-7-24		3263	3217	3201	3197	3218	3117	2	2
2017-7-25		3263	3217	3201	3197	3218	3117	0	2
2017-7-26		3263	3217	3201	3197	3218	3117	0	2
2017-7-27		3263	3217	3201	3197	3218	3117	0	2
2017-7-28		3263	3217	3201	3197	3218	3117	0	2
2017-7-31		3263	3217	3201	3197	3218	3117	0	2

Cotton No. 1									
Date	707	709	711	801	803	805	807	Vol	O.I
2017-7-3	14760	14990	14740	14875	14955	14900		250932	331066
2017-7-4	14720	14985	14710	14850	14955	14895		148730	323878
2017-7-5	14570	14880	14655	14765	14900	14810		315450	334542
2017-7-6	14665	14900	14670	14775	14820	14740		146534	336130
2017-7-7	14750	15020	14790	14880	14895	14820		168818	324594
2017-7-10	14795	15150	14870	14950	14955	14895		226522	296606
2017-7-11	14700	15020	14745	14835	14915	14785		201192	300890
2017-7-12	14835	15120	14800	14865	14915	14825		205894	289380
2017-7-13	14880	15185	14850	14880	14915	14820		190928	295272
2017-7-14	14885	15195	14765	14775	14825	14715		245408	293830
2017-7-17		15310	14845	14790	14825	14745	14715	152700	287114
2017-7-18		15505	15000	14965	14970	14915	14775	231630	270500
2017-7-19		15545	15090	15075	15145	15015	14775	178990	273636
2017-7-20		15550	15090	15135	15235	15065	15000	144446	278418
2017-7-21		15350	14935	15080	15240	15005	15000	362902	281932
2017-7-24		15075	14865	14930	15015	14885	15000	223490	287268
2017-7-25		15055	14935	15020	15070	14960	15000	172336	277212
2017-7-26		14935	14890	14950	14960	14920	14970	227444	276796
2017-7-27		14885	14895	14915	14995	14890	14970	119188	276536
2017-7-28		14760	14815	14860	14750	14815	14805	321980	301082
2017-7-31		14650	14720	14755	14795	14765	14805	184460	305502

Rapeseed								
Date	707	708	709	711	807	Vol	O. I	
2017-7-3	5339	5000	5220	5049		4	8	
2017-7-4	5378	5000	5258	5049		8	12	
2017-7-5	5378	5000	5258	5049		0	12	
2017-7-6	5406	5000	5285	5301		54	10	
2017-7-7	5405	5000	5284	5279		16	18	
2017-7-10	5399	5000	5278	5258		18	16	
2017-7-11	5404	5000	5283	5257		30	26	
2017-7-12	5411	5000	5290	5257		2	26	
2017-7-13	5412	5000	5291	5257		10	26	
2017-7-14	5405	5000	5284	5257		48	20	
2017-7-17		5000	5234	5257	5257	26	8	
2017-7-18		5000	5221	5257	5257	46	4	
2017-7-19		5000	5221	5257	5257	0	4	
2017-7-20		5000	5191	5257	5257	30	8	
2017-7-21		5000	5230	5257	5257	6	12	

2017-7-24		5000	5217	5257	5257	16	10
2017-7-25		5000	5331	5257	5257	8	14
2017-7-26		5000	5292	5257	5257	0	14
2017-7-27		5000	5242	5257	5257	38	16
2017-7-28		5000	5240	5257	5257	12	12
2017-7-31		5000	5240	5257	5257	0	12

Rapeseed Oil

Date	707	709	711	801	803	805	807	Vol	O. I
2017-7-3	6742	6438	6506	6590	6586	6682		247684	412786
2017-7-4	6700	6398	6498	6546	6586	6626		279772	408682
2017-7-5	6666	6366	6606	6522	6586	6610		171972	404486
2017-7-6	6720	6418	6454	6580	6586	6662		268068	391024
2017-7-7	6730	6428	6464	6584	6590	6668		202152	397028
2017-7-10	6854	6546	6616	6696	6590	6784		309798	388928
2017-7-11	6894	6584	6628	6740	6634	6816		304308	388290
2017-7-12	6898	6588	6632	6746	6656	6798		215864	390408
2017-7-13	6878	6568	6632	6716	6656	6768		264632	398184
2017-7-14	6790	6484	6596	6636	6656	6684		259826	405124
2017-7-17		6528	6596	6684	6656	6734	6684	199220	404458
2017-7-18		6554	6596	6708	6656	6758	6684	272120	403030
2017-7-19		6536	6616	6690	6656	6736	6684	198824	400624
2017-7-20		6616	6682	6770	6704	6820	6684	323706	408800
2017-7-21		6654	6702	6812	6736	6862	6684	290152	415776
2017-7-24		6562	6702	6726	6736	6782	6684	277008	411252
2017-7-25		6600	6734	6772	6766	6812	6712	205548	412970
2017-7-26		6608	6734	6766	6766	6826	6712	260454	406504
2017-7-27		6602	6734	6768	6766	6824	6712	167384	411810
2017-7-28		6580	6714	6752	6766	6818	6712	401070	412048
2017-7-31		6574	6714	6748	6766	6886	6712	279334	403632

Rapeseed Meal

Date	707	708	709	711	801	803	805	807	Vol	O. I
2017-7-3	2314	2329	2301	2247	2200	2221	2234		1220330	1246656
2017-7-4	2258	2397	2332	2278	2234	2254	2262		843416	1166808
2017-7-5	2296	2419	2337	2275	2239	2263	2266		546742	1160880
2017-7-6	2305	2419	2346	2283	2253	2276	2279		740392	1161758
2017-7-7	2308	2407	2349	2280	2258	2286	2285		537068	1116606
2017-7-10	2338	2422	2380	2341	2284	2321	2316		1162664	1192296
2017-7-11	2367	2451	2410	2346	2318	2338	2349		691742	1107906
2017-7-12	2372	2447	2415	2355	2318	2341	2344		456222	1090596
2017-7-13	2372	2416	2409	2332	2295	2300	2317		1018608	1142828
2017-7-14	2319	2339	2355	2279	2244	2256	2276		898564	1078882

2017-7-17		2409	2345	2281	2243	2270	2275	2276	612306	1093302
2017-7-18		2440	2342	2284	2258	2282	2289	2277	586722	1078428
2017-7-19		2429	2341	2277	2256	2271	2288	2238	597780	1101332
2017-7-20		2431	2341	2280	2263	2293	2294	2302	608440	1077802
2017-7-21		2431	2354	2302	2287	2311	2318	2302	677932	1077342
2017-7-24		2375	2312	2257	2252	2263	2288	2302	779966	1013050
2017-7-25		2426	2315	2285	2256	2279	2295	2301	627656	985348
2017-7-26		2426	2292	2247	2238	2245	2273	2301	635514	987534
2017-7-27		2477	2278	2229	2219	2255	2260	2301	505448	969704
2017-7-28		2495	2295	2256	2232	2260	2270	2298	638592	924492
2017-7-31		2380	2307	2274	2239	2261	2274	2299	657130	913220

White Sugar

Date	707	709	711	801	803	805	807	809	811	901	Vol	O. I
2017-7-3	6328	6375	6327	6367	6349	6284	6285	6285	6310		678176	1057328
2017-7-4	6250	6301	6284	6315	6301	6225	6243	6229	6248		702564	1079202
2017-7-5	6168	6190	6171	6222	6221	6170	6191	6187	6215		881012	1060168
2017-7-6	6141	6163	6164	6225	6220	6162	6191	6180	6215		726378	1092474
2017-7-7	6129	6165	6192	6259	6237	6206	6205	6222	6215		577868	1118874
2017-7-10	6129	6183	6261	6290	6283	6244	6288	6261	6241		674434	1065328
2017-7-11	6129	6191	6219	6288	6283	6233	6255	6252	6241		553014	1058380
2017-7-12	6129	6221	6215	6281	6272	6204	6217	6240	6241		601012	1062284
2017-7-13	6117	6209	6215	6274	6254	6190	6217	6220	6204		349098	1063356
2017-7-14	6254	6259	6253	6291	6269	6203	6217	6227	6186		666004	1042320
2017-7-17		6256	6240	6244	6181	6167	6219	6200	6166	6067	612098	1062760
2017-7-18		6261	6209	6219	6208	6150	6156	6178	6166	6096	615082	1031924
2017-7-19		6255	6208	6217	6211	6149	6164	6172	6166	6098	505180	1034012
2017-7-20		6298	6249	6278	6263	6199	6229	6223	6184	6134	628756	1023504
2017-7-21		6283	6258	6274	6254	6194	6229	6221	6209	6114	355006	1029320
2017-7-24		6224	6203	6225	6218	6154	6190	6183	6166	6080	537416	1044140
2017-7-25		6221	6180	6215	6202	6158	6190	6186	6166	6077	449002	1047306
2017-7-26		6173	6083	6142	6190	6082	6138	6116	6096	6049	736694	1081582
2017-7-27		6160	6124	6117	6109	6060	6081	6094	6091	6030	418080	1074304
2017-7-28		6149	6099	6092	6050	6043	6045	6073	6038	6033	539034	1092974
2017-7-31		6065	6028	6026	6035	5981	6031	6014	6038	6019	619314	1092476

Thermal Coal

Date	707	708	709	710	711	712	801	802	803	804	805	806	807	Vol	O. I
2017-7-3	586	580.8	575.2	571	568.8	570.4	569.4	564.6	560.4	539.6	531.6	523		260524	496708
2017-7-4	582	580.8	571.2	570.4	568.8	570.4	568	564.6	560.4	539.6	532.2	523		205768	492774
2017-7-5	599.4	598	588.2	589	579.4	576.4	577.4	564.6	560.4	548.6	538.6	527.2		551456	553992
2017-7-6	600.6	598	589.4	589	579.6	576.4	576.6	564.6	561	548.6	539.2	547.8		231820	530944

2017-7-7	601	598	589.8	587.6	579.6	576.8	577	564.6	561	548.6	539.2	547.8		218002	525552
2017-7-10		591.6	590.4	585.2	579.6	576.8	577.8	564.6	557.8	564.4	539.2	547.4	547.8	151524	505012
2017-7-11		598.2	597	585.2	579.6	576.8	575	564.6	557.8	564.4	537.6	546.8	547.8	259416	503068
2017-7-12		594.6	593.4	578.6	579.6	564.8	563.6	554.4	549.8	564.4	529.8	538.4	547.8	350200	469402
2017-7-13		592.6	591.4	583.8	581	564.8	558.6	554.4	549.8	564.4	530.2	538.4	547.8	310442	484804
2017-7-14		599.2	598	583.8	581	564.8	560.4	554.4	549.8	564.4	531.2	538.4	547.8	225600	479340
2017-7-17		609.8	608.6	596.8	590.4	561.6	565.8	554.4	549.8	564.4	535.4	538.4	547.8	319664	510838
2017-7-18		610.2	612.2	596.8	590.4	562.6	565.2	554.4	549.8	564.4	536.2	531.2	547.8	199094	477762
2017-7-19		610.2	610.4	596.8	590.4	564.4	561.4	554.4	549.8	564.4	531.6	531.2	547.8	213584	479486
2017-7-20		610.2	610.8	577.8	588	568.4	563.2	554.4	549.8	564.4	532.6	531.2	547.8	173800	480086
2017-7-21		610.2	608	599.8	588	568.4	567.4	556.6	549.8	564.4	534	531.2	547.8	211618	485112
2017-7-24		604	601.8	596.6	581.8	582.2	573.6	560.4	550.6	564.4	538.8	531.2	547.8	308506	477304
2017-7-25		604	605.6	596.6	584.8	582.2	576.6	564	553.8	564.4	540	531.2	547.8	203484	472722
2017-7-26		604	607.4	599.6	584.8	582.2	579.4	564	553.8	564.4	545	531.6	547.8	158054	463058
2017-7-27		594.6	598	592.6	584.8	582.2	574.2	564	553.8	564.4	541.6	531.6	547.8	300780	455312
2017-7-28		587.6	591	586.6	583.8	579.6	572.2	561.6	553.8	544.6	541.4	531.6	547.8	304964	432186
2017-7-31		597	600.4	593	590	581.2	575.6	561.6	559	546.2	545	539	547.8	370382	429394

PTA															
Date	707	708	709	710	711	712	801	802	803	804	805	806	807	Vo1	0. I
2017-7-3	4812	4858	4880	4942	4934	4976	5014	5030	5068	5080	5120	5102		757642	2015638
2017-7-4	4806	4850	4870	4908	4916	4954	4990	5010	5056	5066	5086	5102		1003276	1993954
2017-7-5	4878	4854	4930	4976	5010	5030	5040	5074	5098	5106	5132	5130		1742540	2180988
2017-7-6	4878	4902	4928	4968	4982	5000	5018	5062	5096	5096	5114	5130		1021462	2225084
2017-7-7	4878	4914	4948	4984	4996	5008	5028	5062	5096	5096	5106	5130		741712	2234526
2017-7-10	4900	4914	4952	4982	4996	5016	5020	5038	5080	5070	5096	5106		969978	2269092
2017-7-11	5052	5046	5106	5074	5080	5096	5056	5018	5054	5042	5072	5060		3144504	2475422
2017-7-12	5292	5198	5256	5178	5194	5168	5090	5100	5108	5132	5130	5146		2503050	2448284
2017-7-13	5288	5272	5288	5230	5202	5182	5126	5142	5144	5138	5156	5176		1546106	2451572
2017-7-14	5320	5364	5340	5230	5258	5170	5138	5142	5144	5158	5184	5196		2185442	2527480
2017-7-17		5396	5422	5262	5254	5196	5152	5142	5144	5158	5196	5194	5196	2514172	2543876
2017-7-18		5398	5414	5264	5218	5184	5130	5142	5144	5158	5176	5194	5196	1166616	2537840
2017-7-19		5406	5406	5272	5248	5146	5130	5142	5148	5158	5176	5194	5196	1356656	2525076
2017-7-20		5296	5366	5300	5296	5248	5216	5204	5272	5264	5284	5312	5196	2340464	2500208
2017-7-21		5280	5276	5242	5256	5170	5182	5228	5236	5260	5244	5296	5268	1601334	2403206
2017-7-24		5306	5228	5250	5188	5160	5150	5174	5204	5204	5230	5238	5236	1151418	2372476
2017-7-25		5178	5210	5236	5156	5160	5158	5174	5204	5204	5226	5238	5234	1434222	2445818
2017-7-26		5140	5202	5218	5200	5208	5186	5174	5204	5204	5244	5238	5234	1757088	2422656
2017-7-27		5214	5200	5264	5150	5224	5188	5212	5206	5226	5256	5276	5260	1345688	2490994
2017-7-28		5154	5182	5198	5182	5188	5184	5166	5206	5212	5254	5244	5260	1686720	2441128
2017-7-31		5210	5204	5260	5206	5236	5210	5236	5232	5250	5276	5274	5332	1286808	2510782

Methanol															
Date	707	708	709	710	711	712	801	802	803	804	805	806	807	Vol	0. I
2017-7-3	2406	2403	2385	2411	2409	2410	2413	2434	2432	2400	2416	2378		994054	794540
2017-7-4	2402	2352	2381	2401	2385	2394	2408	2440	2405	2400	2415	2395		928038	731598
2017-7-5	2422	2434	2401	2432	2432	2388	2424	2432	2422	2400	2427	2420		1365846	822486
2017-7-6	2448	2470	2427	2421	2469	2458	2446	2482	2436	2456	2444	2468		1641890	956764
2017-7-7	2485	2471	2464	2488	2466	2481	2475	2487	2486	2462	2474	2475		1131532	919776
2017-7-10	2485	2471	2464	2465	2482	2470	2481	2476	2481	2462	2477	2475		988468	851834
2017-7-11	2509	2591	2488	2487	2500	2497	2487	2483	2485	2462	2488	2475		1249392	921772
2017-7-12	2517	2627	2496	2506	2466	2481	2469	2444	2487	2449	2465	2458		1202976	869544
2017-7-13	2483	2591	2462	2467	2445	2464	2441	2455	2469	2433	2437	2458		1106322	832878
2017-7-14	2504	2591	2483	2453	2471	2471	2466	2464	2469	2441	2459	2458		1242320	903770
2017-7-17		2700	2489	2472	2471	2471	2482	2484	2469	2441	2474	2458	2458	1206990	893166
2017-7-18		2702	2518	2524	2501	2502	2490	2484	2485	2453	2475	2463	2458	1305626	918298
2017-7-19		2702	2523	2524	2517	2516	2505	2515	2500	2482	2484	2494	2484	961528	942430
2017-7-20		2838	2570	2543	2598	2581	2571	2543	2546	2520	2547	2536	2484	1955794	996874
2017-7-21		2765	2504	2510	2526	2536	2528	2523	2546	2520	2517	2531	2484	1364062	885732
2017-7-24		2628	2482	2443	2502	2500	2519	2515	2501	2515	2506	2528	2484	1240864	899304
2017-7-25		2623	2477	2484	2502	2529	2536	2527	2521	2522	2524	2528	2484	905294	869350
2017-7-26		2681	2438	2411	2478	2476	2533	2518	2498	2485	2525	2562	2551	1860656	877602
2017-7-27		2740	2391	2413	2468	2476	2483	2505	2494	2485	2478	2493	2551	865982	761202
2017-7-28		2804	2381	2409	2445	2450	2478	2482	2482	2471	2477	2479	2543	1064058	780632
2017-7-31		2805	2382	2411	2445	2478	2487	2482	2492	2481	2487	2479	2543	894530	758140

Flat Glass															
Date	707	708	709	710	711	712	801	802	803	804	805	806	807	Vol	0. I
2017-7-3	1465	1373	1364	1338	1340	1331	1308	1305	1286	1272	1268	1278		210436	346780
2017-7-4	1453	1344	1353	1358	1339	1325	1302	1293	1282	1272	1262	1270		236632	325206
2017-7-5	1470	1374	1369	1350	1345	1340	1314	1298	1294	1281	1269	1276		317408	362790
2017-7-6	1462	1362	1362	1339	1345	1340	1312	1307	1294	1281	1270	1276		201790	330004
2017-7-7	1464	1356	1364	1339	1345	1354	1330	1331	1326	1314	1283	1277		202434	354612
2017-7-10	1464	1357	1364	1350	1345	1343	1325	1319	1303	1294	1281	1293		309738	363838
2017-7-11	1478	1381	1377	1361	1365	1347	1332	1321	1303	1294	1289	1293		300516	368096
2017-7-12	1472	1376	1371	1341	1335	1348	1327	1309	1298	1292	1285	1293		294596	362740
2017-7-13	1455	1360	1355	1338	1337	1333	1317	1307	1298	1292	1274	1293		260704	349124
2017-7-14	1458	1355	1358	1339	1337	1333	1319	1307	1298	1292	1277	1293		225808	343560
2017-7-17		1368	1377	1346	1353	1350	1330	1310	1304	1314	1287	1293	1293	325750	359726
2017-7-18		1368	1382	1368	1353	1350	1332	1311	1304	1310	1290	1293	1293	208670	350498
2017-7-19		1408	1435	1413	1398	1364	1368	1362	1346	1332	1322	1339	1300	815324	529314
2017-7-20		1420	1435	1401	1398	1374	1365	1357	1346	1332	1321	1336	1301	504552	440240
2017-7-21		1416	1423	1407	1398	1386	1358	1357	1346	1332	1314	1336	1301	242752	426186
2017-7-24		1426	1414	1393	1390	1381	1354	1357	1344	1332	1313	1333	1301	248826	410094

2017-7-25		1426	1415	1390	1390	1381	1370	1357	1345	1333	1326	1334	1301	227082	424432
2017-7-26		1413	1401	1384	1375	1377	1360	1357	1345	1333	1320	1329	1301	362574	425408
2017-7-27		1413	1399	1387	1375	1375	1355	1357	1345	1333	1313	1329	1301	188254	400374
2017-7-28		1413	1400	1387	1375	1381	1359	1357	1345	1332	1317	1329	1301	259418	396616
2017-7-31		1413	1416	1394	1391	1393	1375	1369	1351	1344	1331	1337	1322	291810	404312

Ferrosilicon

Date	707	708	709	710	711	712	801	802	803	804	805	806	807	Vol	O. I
2017-7-3	5968	5612	5568	5464	5324	5456	5450	5320	5328	5328	5336	5290		14484	18390
2017-7-4	5970	5614	5570	5464	5324	5458	5432	5320	5328	5328	5336	5290		17556	20120
2017-7-5	6026	5666	5622	5464	5374	5510	5490	5320	5328	5328	5370	5290		22310	20772
2017-7-6	6026	5666	5622	5464	5374	5510	5478	5320	5328	5690	5370	5290		11056	22132
2017-7-7	6040	5678	5634	5464	5386	5522	5514	5320	5328	5550	5374	5290		11094	21620
2017-7-10	6004	5644	5600	5464	5354	5490	5472	5320	5328	5508	5400	5290		17756	18582
2017-7-11	6056	5692	5648	5464	5400	5538	5484	5320	5328	5520	5400	5290		10878	19202
2017-7-12	6042	5678	5634	5464	5388	5524	5474	5232	5328	5430	5400	5290		8568	19410
2017-7-13	6060	5694	5650	5464	5404	5540	5488	5232	5328	5444	5400	5290		7042	19110
2017-7-14	6076	5708	5664	5464	5418	5554	5506	5232	5328	5462	5394	5290		6806	19294
2017-7-17		5870	5824	5464	5444	5582	5620	5370	5470	5606	5422	5430	5430	30996	20746
2017-7-18		5930	5884	5464	5500	5640	5612	5370	5470	5598	5444	5452	5452	39518	20864
2017-7-19		5938	5892	5464	5508	5648	5610	5370	5470	5598	5444	5452	5452	17276	20648
2017-7-20		6112	6064	5464	5670	5814	5742	5370	5470	5598	5594	5602	5602	65634	24392
2017-7-21		6048	6000	5464	5610	5754	5748	5370	5476	5604	5594	5608	5608	24858	24412
2017-7-24		6124	6074	5480	5680	5826	5764	5624	5736	5870	5594	5608	5608	32174	25720
2017-7-25		6206	6154	5480	5756	5904	5816	5624	5736	5924	5622	5660	5660	29270	26536
2017-7-26		6188	6136	5480	5740	5888	5822	5624	5742	5930	5622	5666	5666	29256	28340
2017-7-27		6178	6126	5480	5732	5878	5816	5624	5736	5924	5732	5778	5778	23508	30394
2017-7-28		6190	6138	5480	5748	5894	5830	5624	5736	5938	5706	5792	5792	20624	31438
2017-7-31		6290	6236	5480	5840	5988	5934	5624	5736	6044	5828	5916	5916	29306	30918

Silicon Manganese

Date	707	708	709	710	711	712	801	802	803	804	805	806	807	Vol	O. I
2017-7-3	6952	6520	6454	6454	6840	6308	6294	6110	6574	6858	6178	6118		146136	116122
2017-7-4	6898	6470	6404	6404	6788	6308	6260	6078	6538	6822	6162	6118		126800	94978
2017-7-5	6980	6548	6480	6480	6870	6384	6316	6132	6596	6822	6214	6118		152914	110582
2017-7-6	6970	6538	6470	6470	6870	6374	6302	6118	6582	6054	6200	6120		99218	102504
2017-7-7	7032	6598	6528	6528	6932	6432	6360	6174	6644	6180	6234	6120		142662	114800
2017-7-10	7070	6632	6562	6562	6968	6466	6378	6174	6664	6192	6250	6120		96454	107422
2017-7-11	7136	6694	6622	6622	7032	6526	6414	6210	6702	6228	6284	6120		105828	109824
2017-7-12	7082	6644	6572	6572	6980	6478	6398	6196	6686	6228	6282	6120		108640	105482
2017-7-13	7086	6648	6576	6576	6984	6482	6400	6198	6688	6228	6282	6120		69272	106078
2017-7-14	7086	6648	6576	6576	6984	6482	6410	6208	6698	6228	6284	6120		79428	103612

2017-7-17		6948	6872	6872	7298	6774	6640	6432	6938	6452	6462	6294	6294	239286	140228
2017-7-18		7194	7114	7114	7298	7014	6752	6540	7056	6452	6586	6294	6294	309068	128648
2017-7-19		7202	7122	7122	7306	7022	6764	6552	7070	6464	6568	6278	6278	130614	125362
2017-7-20		7108	7028	7028	7210	6930	6688	6478	6992	6664	6556	6278	6278	240756	122256
2017-7-21		6964	6886	6886	7064	6898	6624	6416	6926	6664	6466	6192	6278	114462	107470
2017-7-24		7174	7094	7094	7064	6890	6728	6518	7036	6770	6576	6298	6278	305758	157788
2017-7-25		7240	7158	7158	7064	6900	6848	6634	7162	6892	6660	6378	6358	170104	137258
2017-7-26		7294	7210	7210	7064	6900	6828	6616	7142	6892	6658	6376	6356	254000	140600
2017-7-27		7228	7144	7144	7064	6838	6794	6584	7106	6892	6622	6342	6322	127982	127318
2017-7-28		7210	7126	7126	7064	6822	6806	6596	7120	6904	6646	6366	6346	139300	129226
2017-7-31		7264	7178	7178	7064	6822	6896	6684	7214	6996	6734	6450	6430	171600	125810

Note: 1. Price: Yuan/Ton; 2. Trading volume and Month-end open interest in contract; 3. Trading volume and Month-end open interest include buying and selling volume; 4. EFPs included.

VI Announcements

ZCE's Announcement on Collection of Market Incubation Activity Cooperation units for Cotton and Cotton Yarn Futures

(2017) No. 8

In order to promote the cultivation and promotion for Cotton related futures market and promote function exertion of Cotton related futures varieties, Zhengzhou Commodity Exchange (hereafter referred as ZCE) now collect Cotton and Cotton Yarn futures promotion cooperation units in the whole market, select the selected member units and cotton textile industry institutions to carry out the continuous promotion of cotton related futures market. Specific notice is as follows:

1. Basic conditions of the cooperative unit
 - (1) Have the qualification of holding ZCE “three industries activity ” meeting.
 - (2) Have rich resource of future and spot customers in cotton industry chain.
 - (3) Be able to provide “three industries activity fee”, “market service charge” and other compliance bills according to ZCE’s requirement.
2. Cooperative content
 - (1) Take advantage of the opening opportunity of Xinjiang Cotton Future delivery warehouse, carry out a comprehensive marketing activity of Cotton Future

Aid to Xinjiang Construction in Xinjiang, aim at all kinds of cotton related subject including government relevant departments, Cotton and Linen company, industry customers and production customers carrying out publicity and training.

(2) Combine the opportunity of Cotton Yarn Future listing, carry out a series of market services, surveys and publicity activities centered on ZCE Cotton Yarn Future, lead and serve related industries and spot enterprises to use futures instruments to manage the risks of production and operation.

3. Rights and duties

(1) cooperative unit rights: plan and apply for Cotton and Cotton Yarn Futures market activities, obtain ZCE “three industries” activity expenses support according to “Three Industries” Activity Management Method.

(2) cooperative unit duties: follow close to the line of ZCE “Three Industries” Activity Management Method, organize and implement market training activities according to the declaration plan, and report activity service as well as activity status.

4. Cooperative unit selection

(1) Intended cooperative units submit Cooperative Unit Application form (see attachment) and activity plan to ZCE, submitted materials must be sealed.

(2) When ZCE received application, it will proceed preliminary review of intended cooperative units according to review procedure.

(3) After preliminary review, ZCE will organize review meeting. Cooperative units shall prepare activity plan PPT and other report material, report specific activity arrangements, then expert panel will review activity plan.

(4) Expert panel will determine the final cooperative unit, and final review results will be announced separately.

5. Collect manner

Intended and eligible cooperative units shall fill application form carefully and faithfully, and submit it to ZCE’s designated mailbox before July 19th, 2017.

Contact: Zuliyaer, Xiaonian Cui.

Tel: 0371-65610965 0371-65611878

Mailbox: zlye@czce.com.cn, xncui@czce.com.cn

Attachment: Cooperative Unit Application form

July 13th, 2017

ZCE's Announcement on Opinion Consultation of Cotton Yarn Futures Contract and Rules System

(2017) No. 9

In order to ensure the Cotton Yarn Futures contracts and rules design is reasonable, meet the demand of each participation main body in this market, ZCE is consulting opinions and suggestions about Cotton Yarn Futures contracts and rules (see attachment) from the whole market. Among them, the deleted part of the rule clause is the content of this deletion, and the shadow part is the new content. Opinions and suggestions from all parties are welcomed.

Please return the comments and Suggestions to ZCE through the following ways. The deadline is July 21th, 2017.

Contact: Xiaonian Cui, Zuliyaer.

Tel: 0371-65611878, 0371-65610965

Mailbox: xncui@czce.com.cn, zlye@czce.com.cn.

Attancemnt: Cotton Yarn Futures Contract and Rules (exposure draft)

July 17th, 2017

ZCE's Announcement on Termination of Everbright Photon Investment Management Co., ltd as White Sugar Options Market Markers

(2017) No. 10

Upon prudent consideration, the application of Everbright Photon Investment Management Co., ltd to quit from White Sugar Options Market Markers has been

agreed. According to relevant provision in ZCE's Market Markers Management Method, it will be terminated the qualification of White Sugar Options Market Markers after settlement on August 31, 2017.

July 24th, 2017

