



Zhengzhou
Commodity Exchange

MONTHLY REPORT

1

Contents

I	Market Summary.....	2
II	Price Charts of All Products.....	5
III	Trading Volume, Turnover, Open Interest and Physical Delivery.....	15
IV	List of Quotations.....	19
V	Daily Settlement Priceby Contracts.....	24
VI	Announcements.....	33

I Market Summary

Strong Gluten Wheat Futures oscillated up. The dominant contract WH2003 fluctuated within 41 Yuan/ton between 2,603 and 2,644 Yuan/ton, and closed up 93 Yuan/ton or 3.65% at 2,644 Yuan/ton from the price of the last month-end.

Early Long-grain Non-glutinous Rice Futures did not trade in this month.

Late Long-grain Non-glutinous Rice Futures oscillated with a smaller volume. The dominant contract LR2007 did not trade in this month.

Japonica Rice Futures did not trade in this month.

Cotton Futures fell after early rally. The dominant contract CF2005 fluctuated within 1,150 Yuan/ton between 13,300 and 14,450 Yuan/ton, and closed down 540 Yuan/ton or 3.86% at 13,440 Yuan/ton from the price of the last month-end.

Cotton Yarn Futures oscillated down. The dominant contract CY2005 fluctuated within 1,410 Yuan/ton between 21,050 and 22,460 Yuan/ton, and closed down 720 Yuan/ton or 3.26% at 21,390 Yuan/ton from the price of the last month-end.

Rapeseed Futures oscillated up. The dominant contract RS2007 fluctuated within 750 Yuan/ton between 4,129 and 4,879 Yuan/ton, and closed up 27 Yuan/ton or 0.61% at 4,447 Yuan/ton from the price of the last month-end.

Rapeseed Oil Futures fell after early rally. The dominant contract OI2005 fluctuated within 405 Yuan/ton between 7,513 and 7,918 Yuan/ton, and closed down 133 Yuan/ton or 1.72% at 7,587 Yuan/ton from the price of the last month-end.

Rapeseed Meal Futures oscillated down. The dominant contract RM2005 fluctuated within 126 Yuan/ton between 2,228 and 2,354 Yuan/ton, and closed down 93 Yuan/ton or 4% at 2,234 Yuan/ton from the price of the last month-end.

White Sugar Futures oscillated up. The dominant contract SR2005 fluctuated within 378 Yuan/ton between 5,543 and 5,921 Yuan/ton, and closed up 41 Yuan/ton or 0.73% at 5,622 Yuan/ton from the price of the last month-end.

Apple Futures oscillated down. The dominant contract AP2005 fluctuated within 549 Yuan/ton between 7,242 and 7,791 Yuan/ton, and closed down 318 Yuan/ton or 4.11% at 7,420 Yuan/ton from the price of the last month-end.

Chinese Jujube Futures oscillated down. The dominant contract CJ2005 fluctuated within 855 Yuan/ton between 10,115 and 10,970 Yuan/ton, and closed down 305 Yuan/ton or 2.79% at 10,610 Yuan/ton from the price of the last month-end.

Thermal Coal Futures oscillated down. The dominant contract ZC2005 fluctuated within 18.4 Yuan/ton between 542.6 and 561 Yuan/ton, and closed down 10.6 Yuan/ton or 1.9% at 546.2 Yuan/ton from the price of the last month-end.

PTA Futures oscillated down. The dominant contract TA2005 fluctuated within 396 Yuan/ton between 4,752 and 5,148 Yuan/ton, and closed down 176 Yuan/ton or 3.54% at 4796 Yuan/ton from the price of the last month-end.

Methanol Futures fell after early rally. The dominant contract MA2005 fluctuated within 220 Yuan/ton between 2,178 and 2,398 Yuan/ton, and closed up 67 Yuan/ton or 3.07% at 2,251 Yuan/ton from the price of the last month-end.

Glass Futures oscillated down. The dominant contract FG2005 fluctuated within 52 Yuan/ton between 1,475 and 1,527 Yuan/ton, and closed down 3 Yuan/ton or 0.2% at 1,476 Yuan/ton from the price of the last month-end.

Ferrosilicon Futures oscillated in a certain range. The dominant contract SF2005 fluctuated within 122 Yuan/ton between 5,748 and 5,870 Yuan/ton, and closed at 5,850 Yuan/ton from the price of the last month-end.

Silicon Manganese Futures rallied up from early loss. The dominant contract SM2005 fluctuated within 272 Yuan/ton between 6,182 and 6,454 Yuan/ton, and closed up 46 Yuan/ton or 0.72% at 6,432 Yuan/ton at the month-end.

Urea Futures oscillated down. The dominant contract UR2005 fluctuated within 71 Yuan/ton between 1,705 and 1,710 Yuan/ton, and closed down 13 Yuan/ton or 0.75% at 1,710 Yuan/ton at the month-end.

Soda Ash Futures oscillated down. The dominant contract SA2005 fluctuated within 100 Yuan/ton between 1,591 and 1,691 Yuan/ton, and closed down 18 Yuan/ton or 1.1% at 1,615 Yuan/ton at the month-end.

The total trading volume of ZCE futures market in this month was 59,696,167 contracts, including 3 contracts of Common Wheat, 96 contracts of Strong Gluten Wheat, 0 contracts of Early Long-grain Non-glutinous Rice, 2 contracts of Late Long-grain Non-glutinous Rice, 0 contracts of Japonica Rice, 6,727,824 contracts of Cotton, 173,037 contracts of Cotton Yarn, 56 contracts of Rapeseed, 1,929,297 contracts of Rapeseed Oil, 5,887,613 contracts of Rapeseed Meal, 6,588,820 contracts of White Sugar, 2,073,456 contracts of Apple Futures, 871,649 contracts of Chinese Jujube Futures, 1,228,195 contracts of Thermal Coal Futures, 10,471,736 contracts of PTA, 19,977,922 contracts of Methanol, 1,483,596 contracts of Glass Futures, 393,571 contracts of Ferrosilicon Futures, 788,495 contracts of Silicon Manganese Futures, 386,521 contracts of Urea Futures, and 714,278 contracts of Soda Ash Futures.

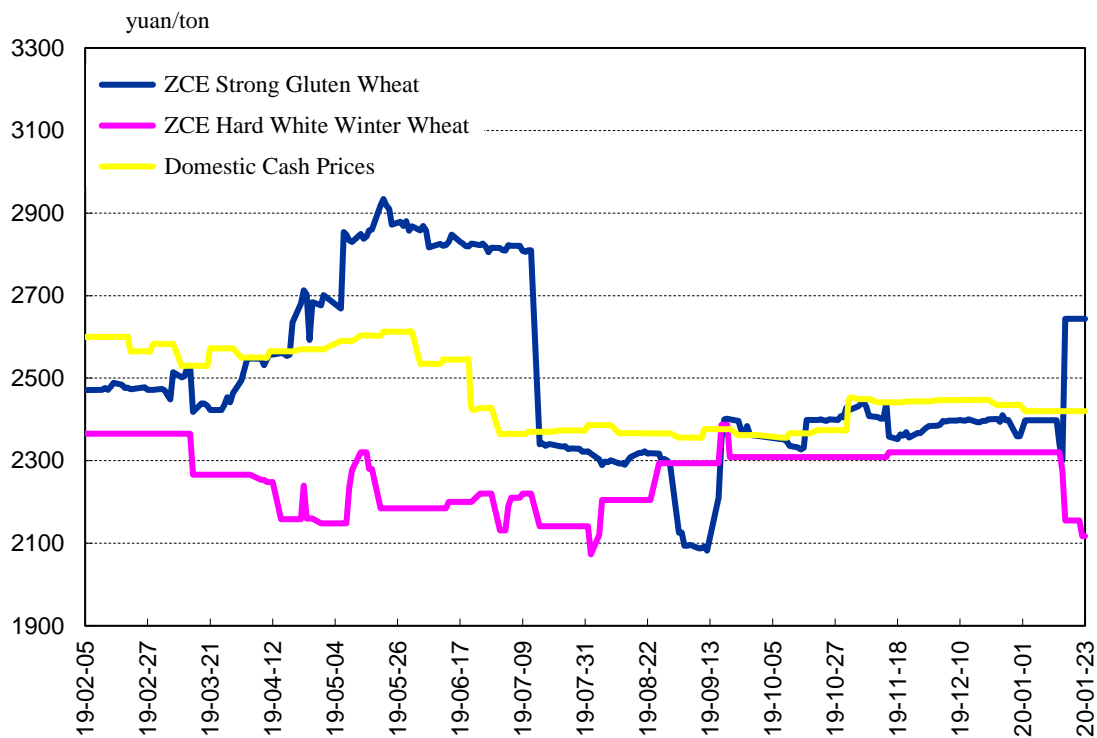
The month-end open interest of ZCE futures market was 3,873,777 contracts in total, including 3 contracts of Common Wheat, 58 contracts of Strong Gluten Wheat, 1 contracts of Early Long-grain Non-glutinous Rice, 5 contracts of Late Long-grain Non-glutinous Rice, 0 contracts of Japonica Rice, 598,928 contracts of Cotton, 6,019 contracts of Cotton Yarn, 10 contracts of Rapeseed, 102,488 contracts of Rapeseed Oil, 356,519 contracts of Rapeseed Meal, 362,535 contracts of White Sugar, 108,606 contracts of Apple Futures, 38,292 contracts of Chinese Jujube Futures, 155,702 contracts of Thermal Coal, 954,442 contracts of PTA, 777,177 contracts of Methanol, 228,624 contracts of Glass, 50,854 contracts of Ferrosilicon, 61,740 contracts of Silicon Manganese, 45,194 contracts of Urea Futures, and 26,580 contracts of Soda Ash Futures.

The total trading volume of ZCE options market in this month was 1,412,398 contracts, including 335,946 contracts of Cotton options, 355,924 contracts of Methanol options, 36,352 contracts of Rapeseed Meal options, 430,085 contracts of White Sugar options, and 254,091 contracts of PTA options. The month-end open interest of ZCE options market was 388,535 contracts in total, including 113,304 contracts of Cotton options, 59,905 contracts of Methanol options, 10,270 contracts of Rapeseed Meal options, 123,661 contracts of White Sugar options, and 81,395 contracts of PTA options.

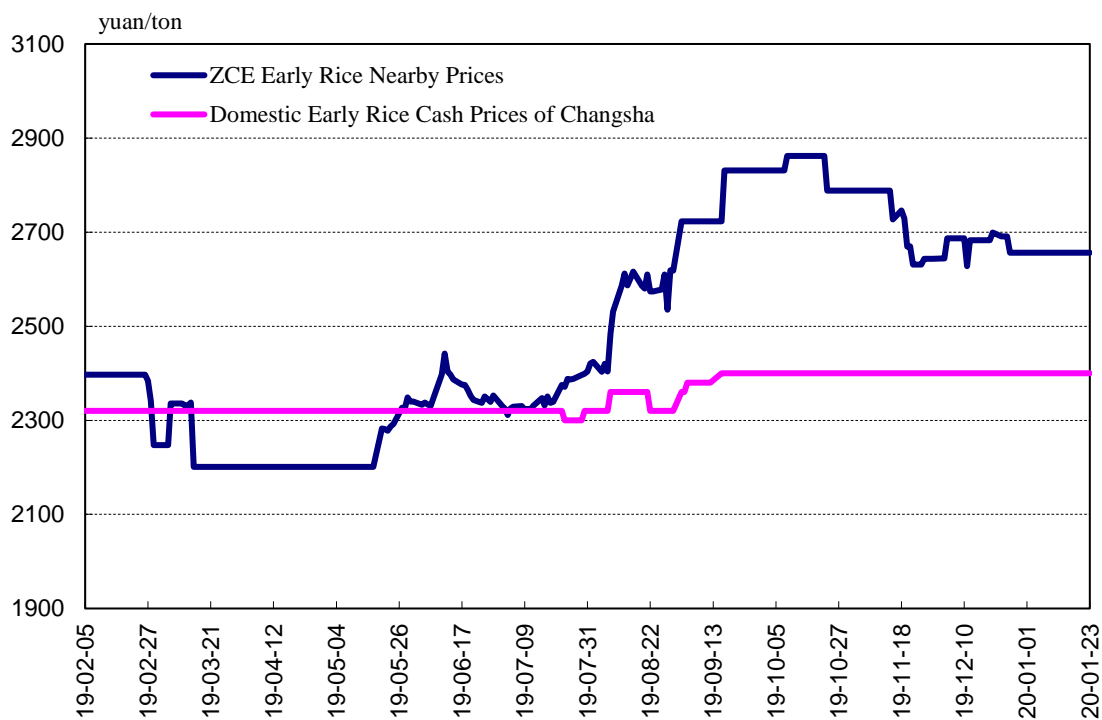
(Note: the trading volume and open interest are counted unilaterally)

II Price Charts of All Products

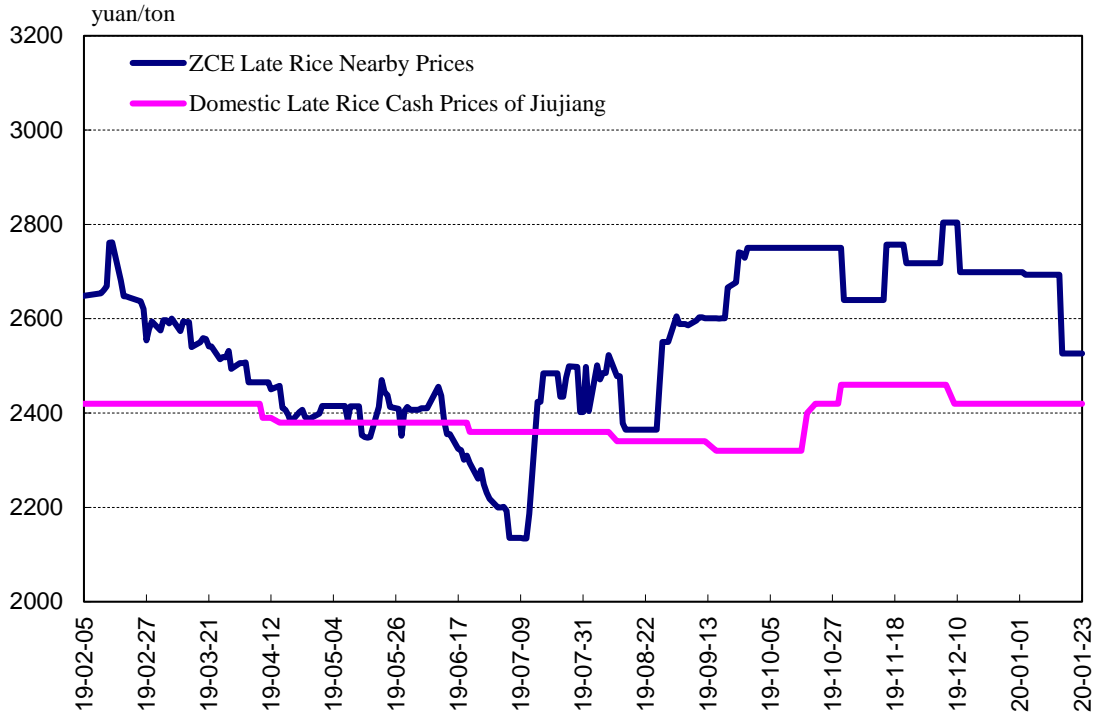
ZCE Wheat Futures Prices vs Domestic Cash Prices Chart



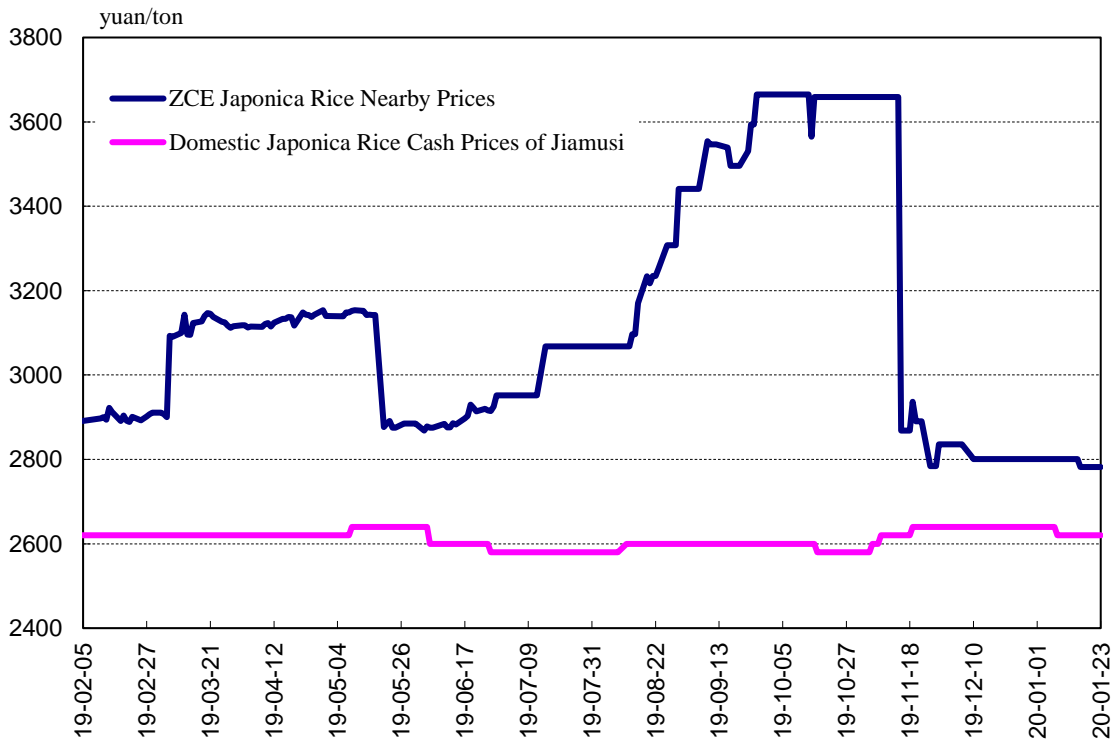
ZCE Early Rice Futures Prices vs Domestic Cash Prices Chart



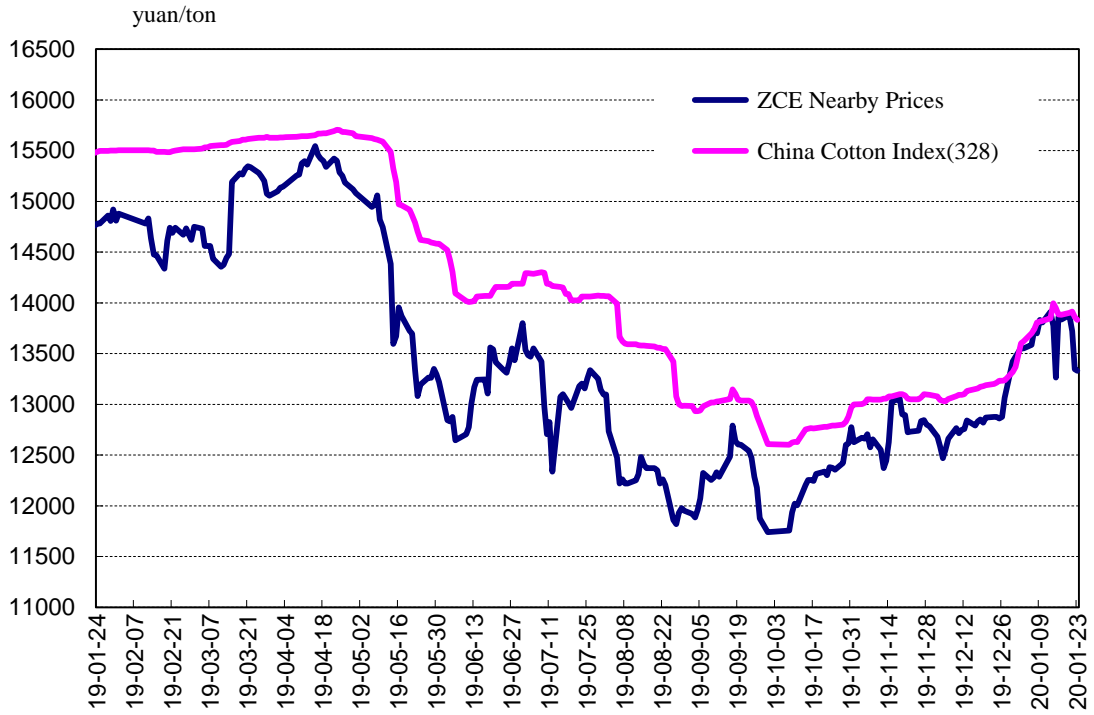
ZCE Late Rice Futures Prices vs Domestic Cash Prices Chart



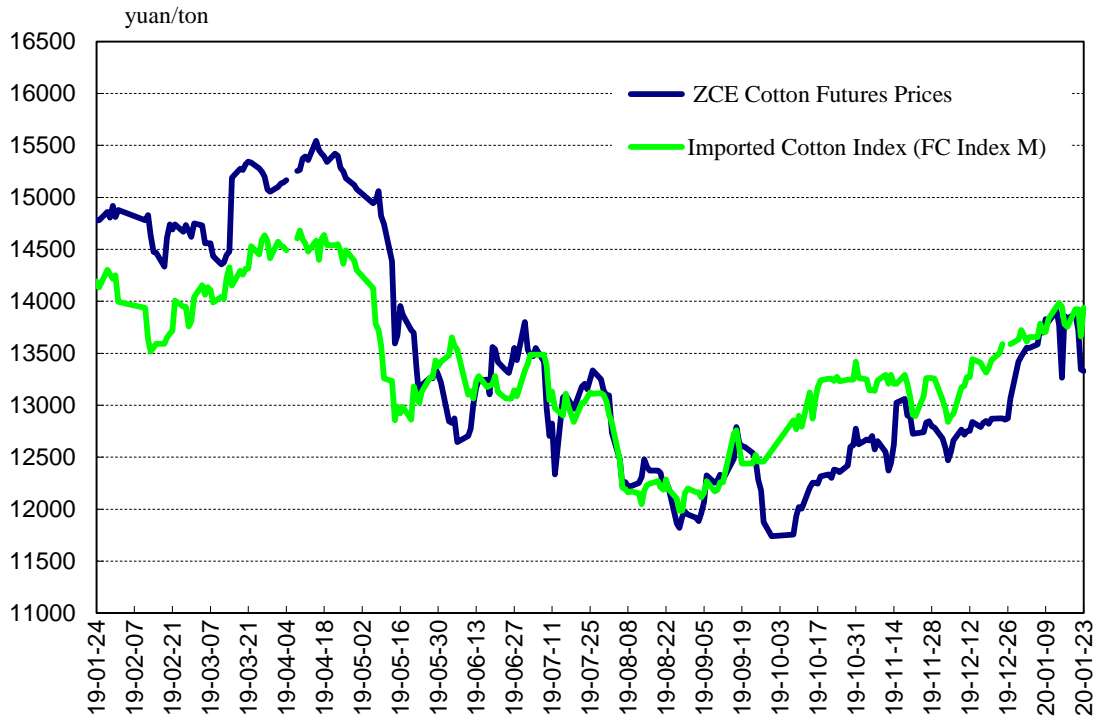
ZCE Japonica Rice Futures Prices vs Domestic Cash Prices Chart



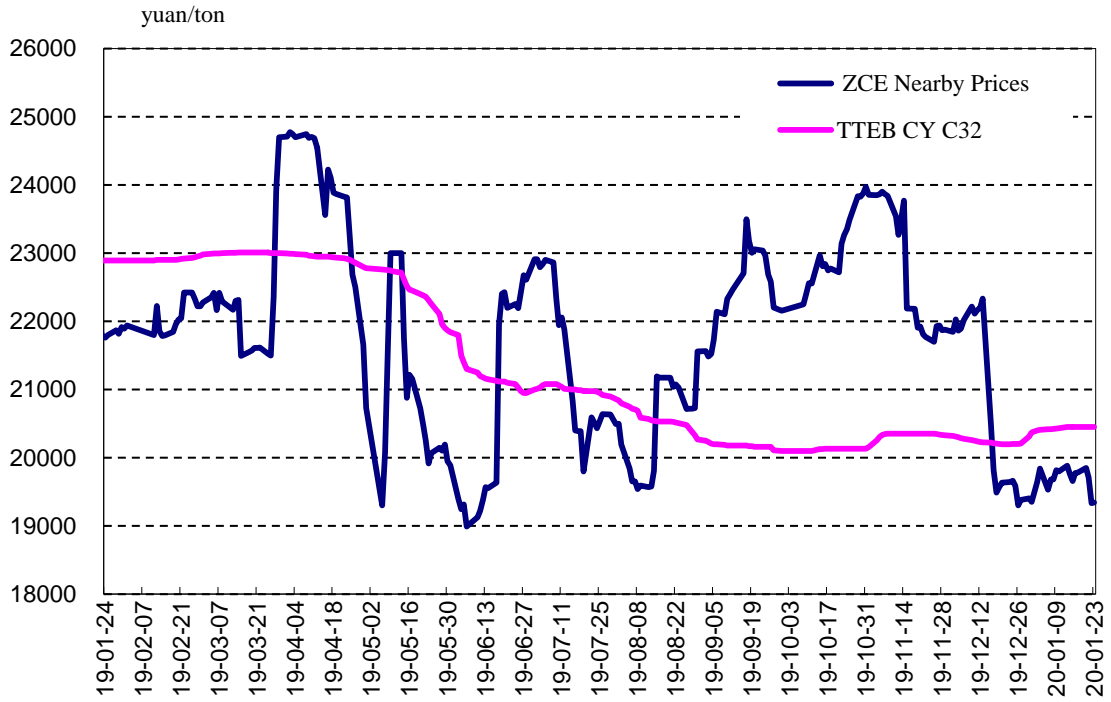
ZCE Cotton Futures vs China Cotton Index Chart



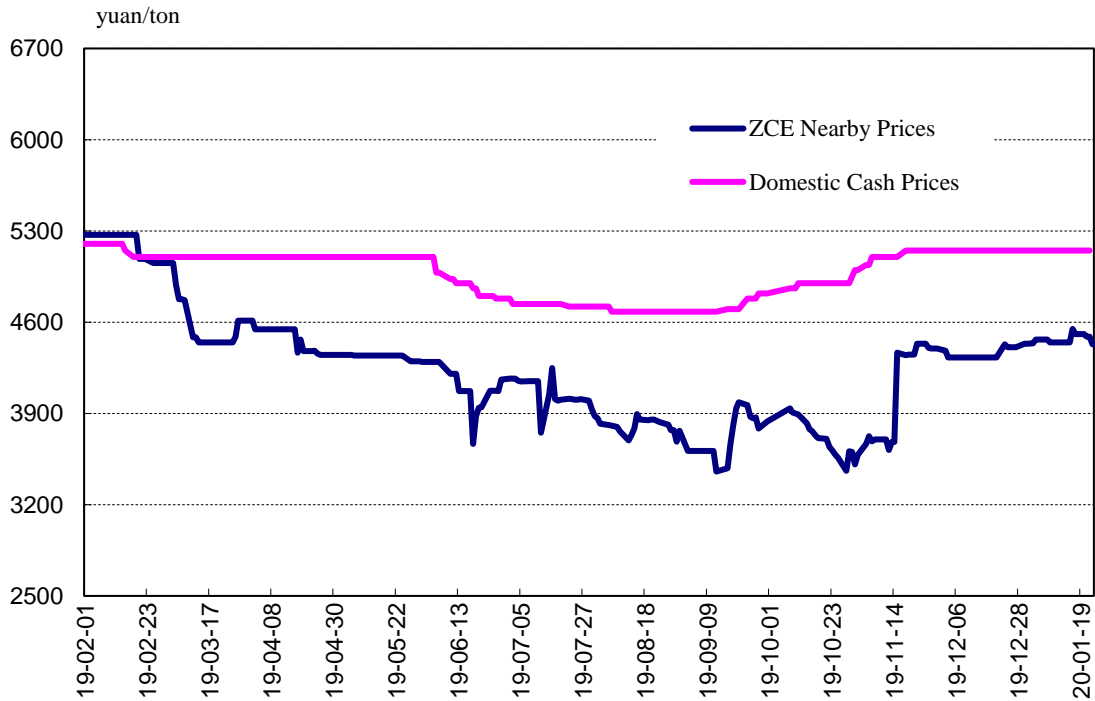
ZCE Cotton Futures Prices vs Imported Cotton Prices



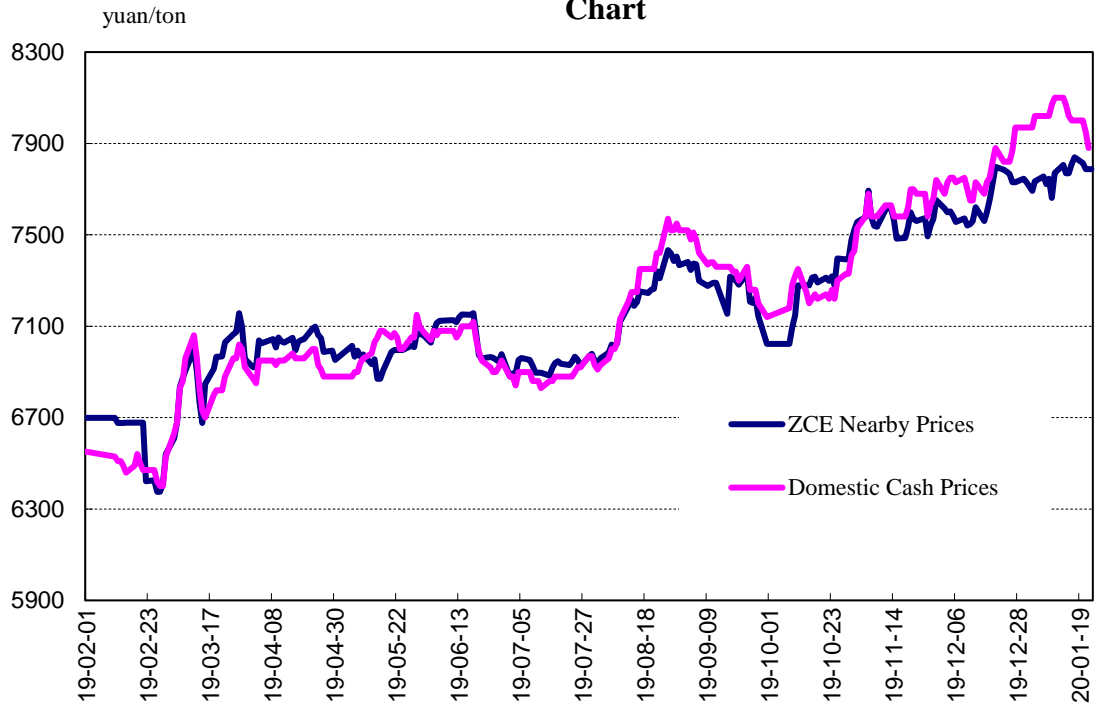
ZCE Cotton Yarn vs China Cotton Yarn Index Chart



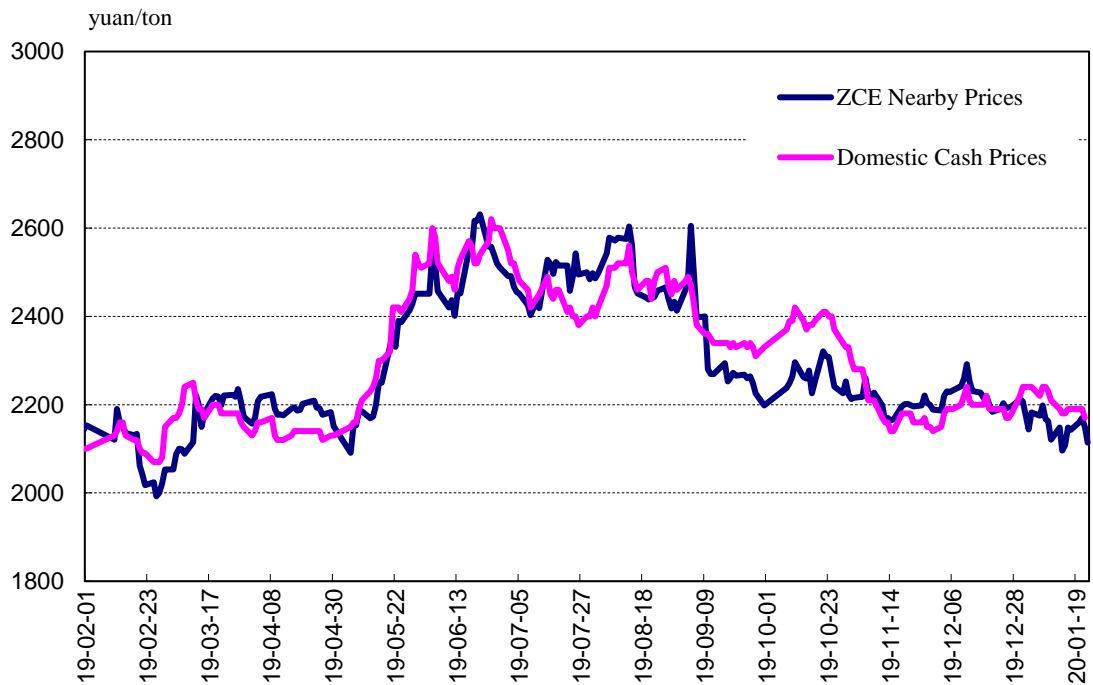
ZCE Rapeseed Futures Prices vs Domestic Cash Prices Chart



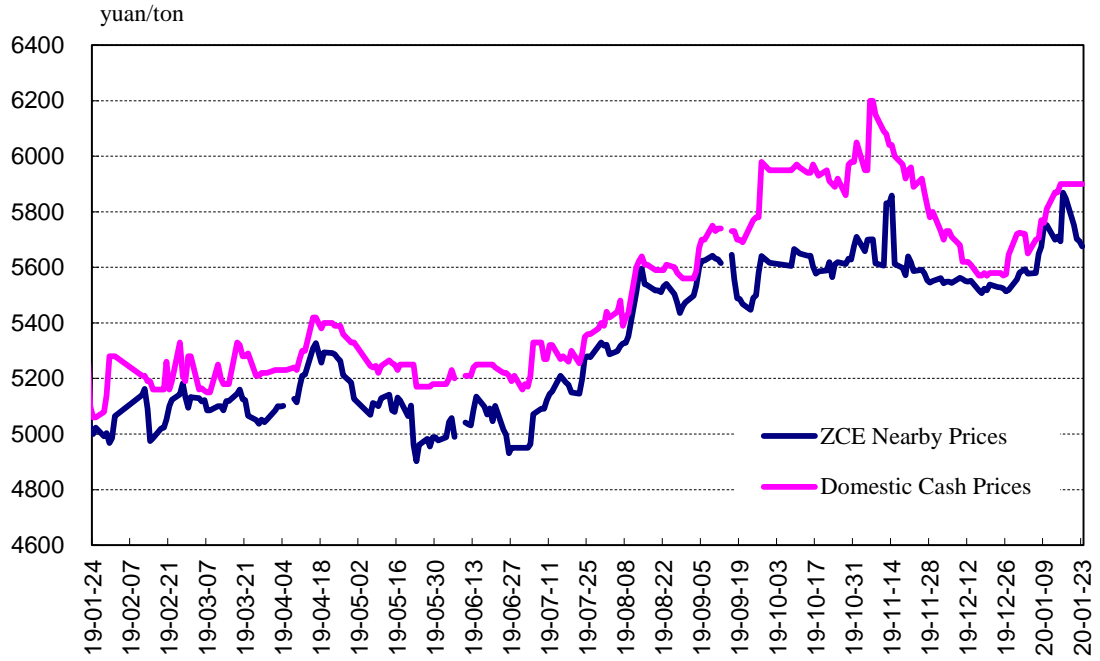
ZCE Rapeseed Oil Futures Prices vs Domestic Cash Prices Chart



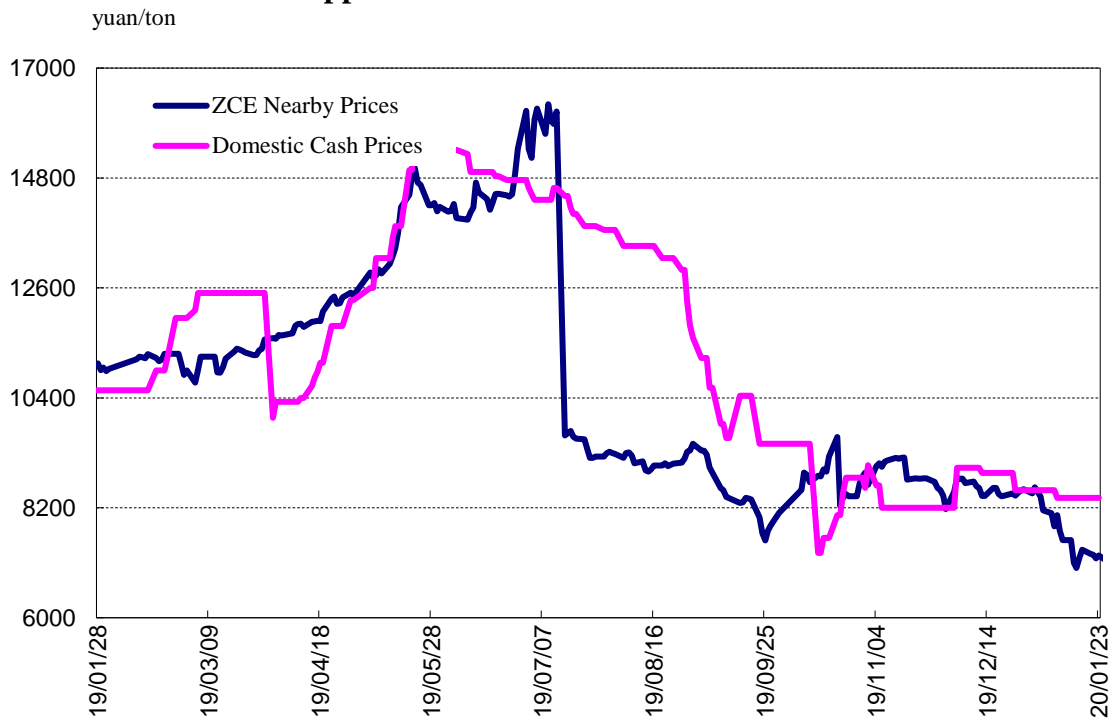
ZCE Rapeseed Meal Futures Prices vs Domestic Cash Prices Chart



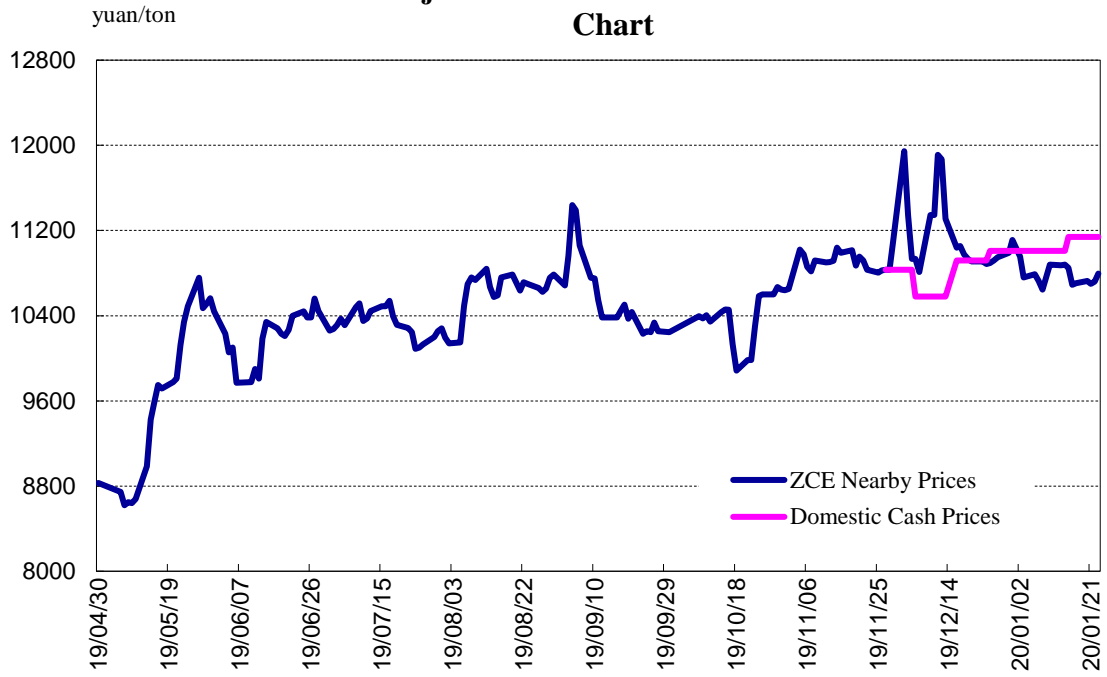
ZCE Sugar Futures Prices vs Domestic Cash Prices Chart



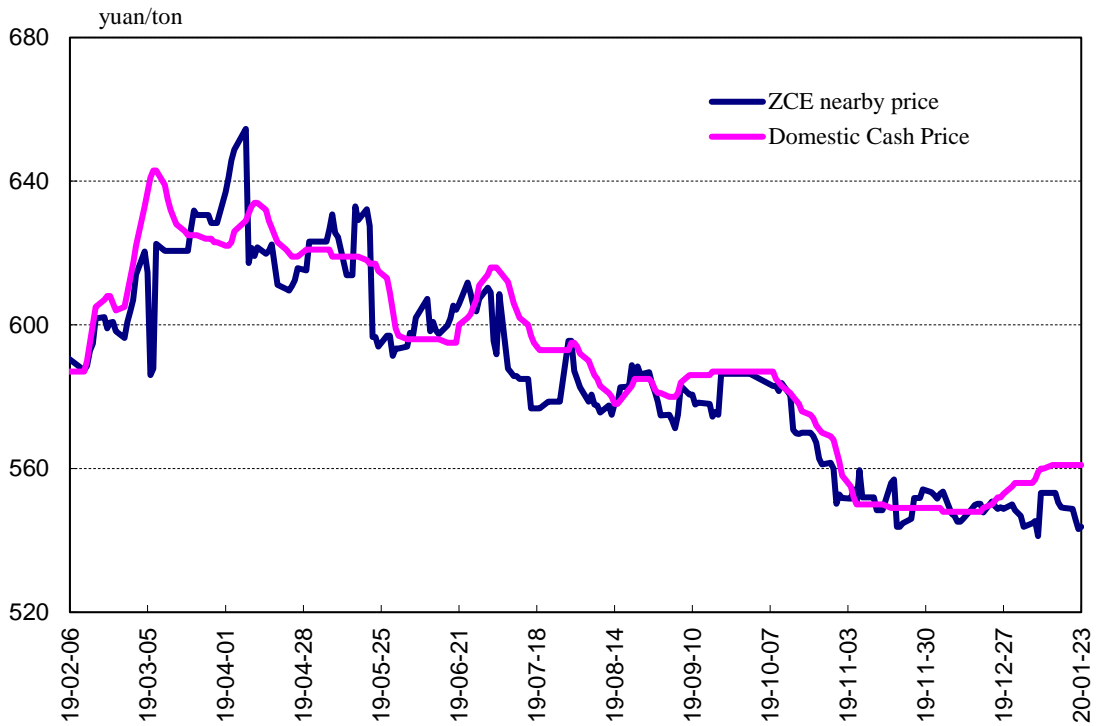
ZCE Apple Futures Prices vs Domestic Cash Prices Chart



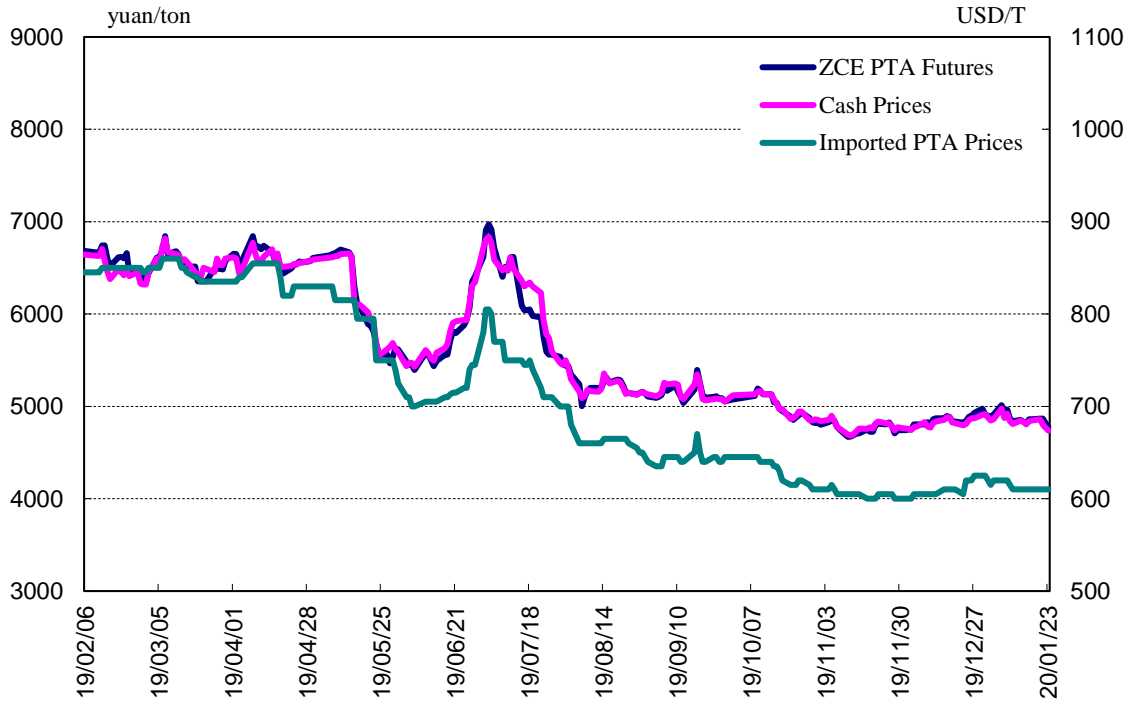
ZCE Chinese Jujube Futures Prices vs Domestic Cash Prices Chart



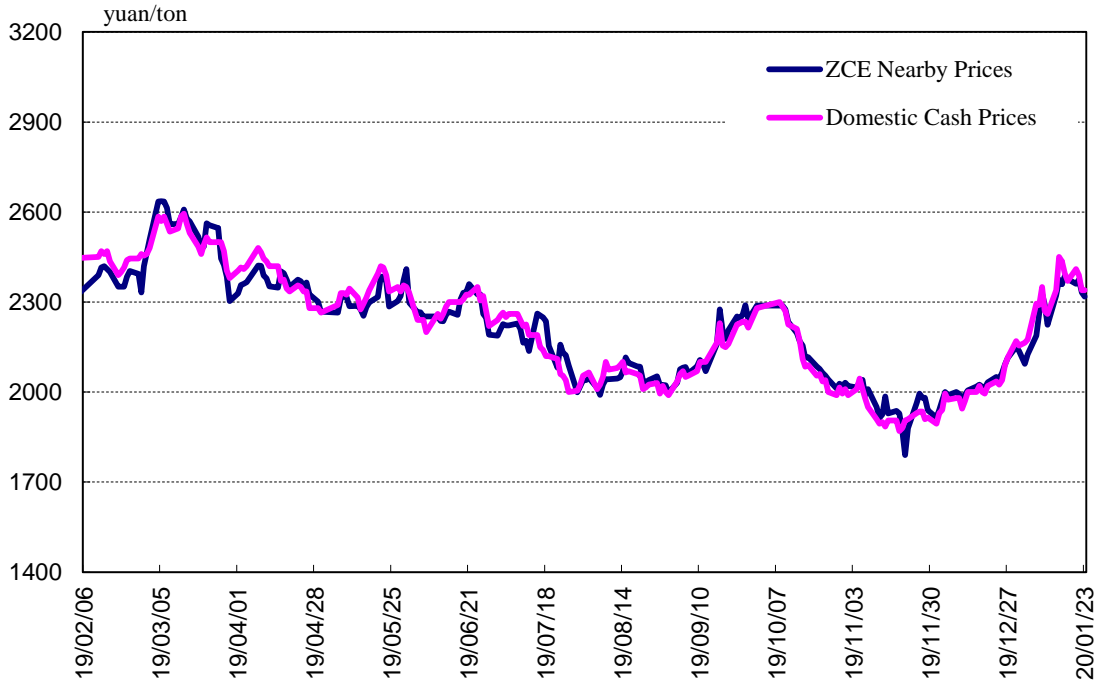
ZCE Thermal coal Futures vs Domestic Cash Prices Chart



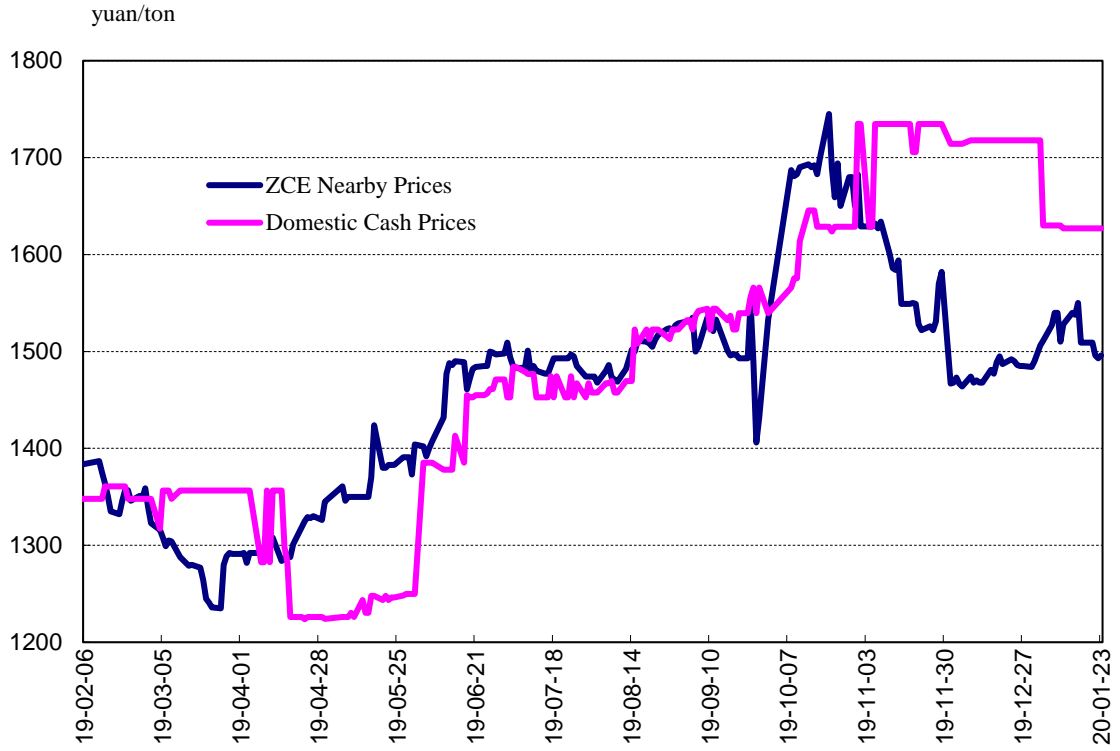
ZCE PTA Futures vs PTA Cash Prices Chart



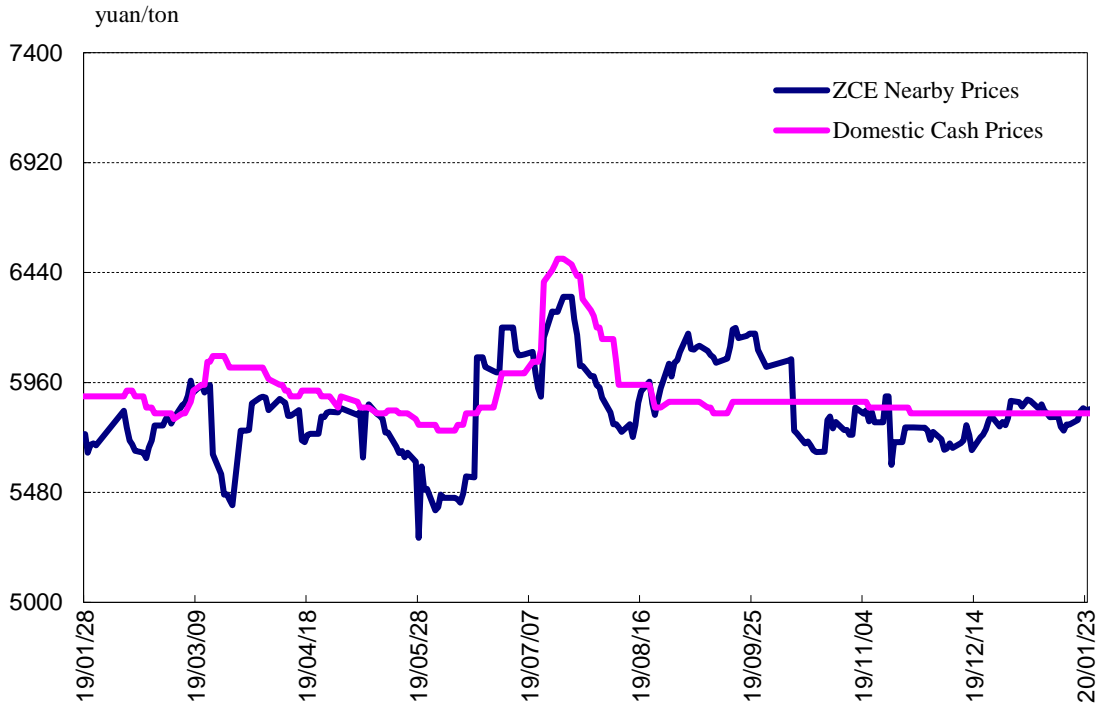
ZCE Methanol Futures Prices vs Domestic Cash Prices Chart



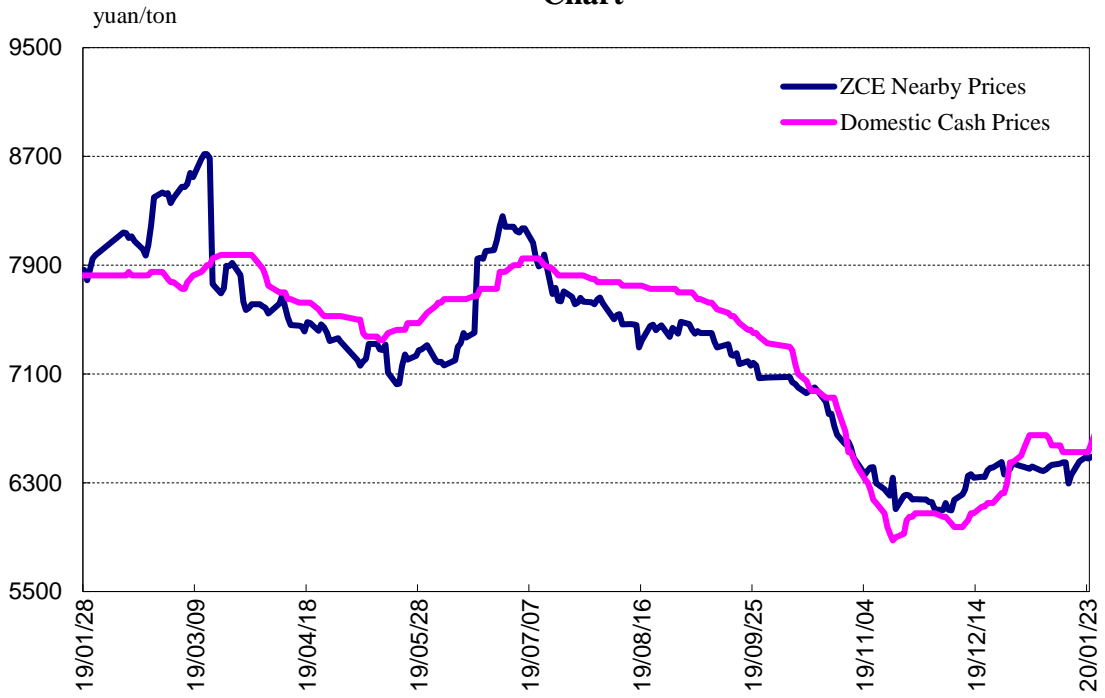
ZCE Glass Futures Prices vs Domestic Cash Prices Chart



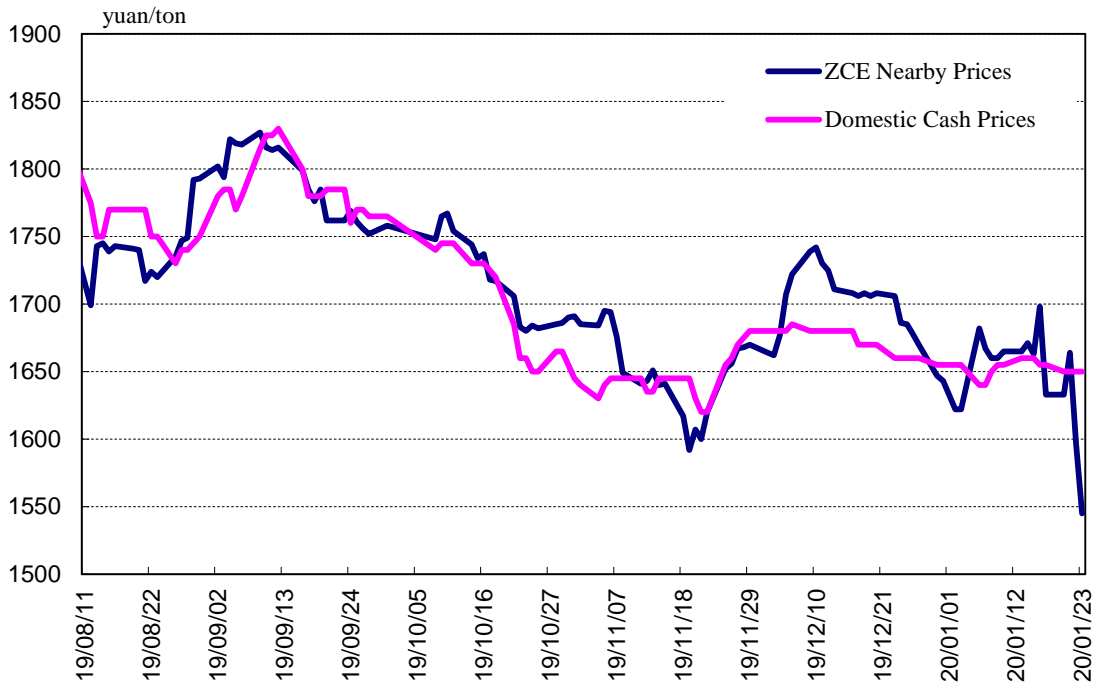
ZCE Ferrosilicon Futures Prices vs Domestic Cash Prices Chart



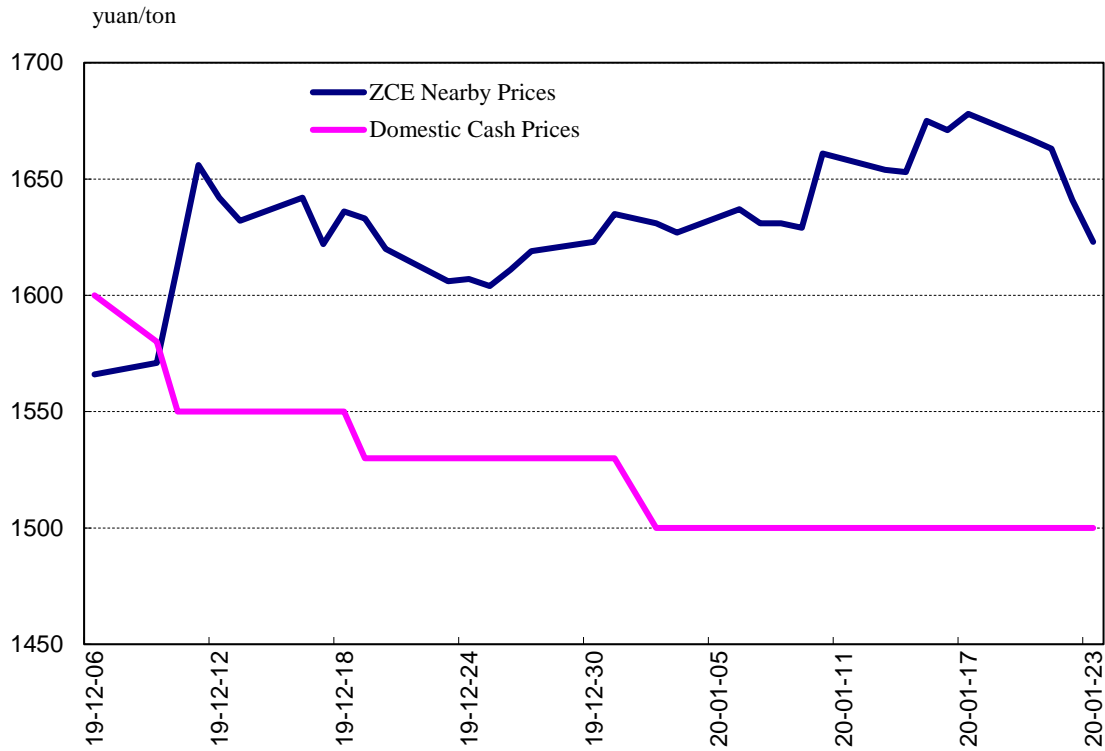
ZCE Silicon Manganese Futures Prices vs Domestic Cash Prices Chart



ZCE Urea Futures Prices vs Domestic Cash Prices Chart



ZCE Soda Ash Futures Prices vs Domestic Cash Prices Chart



III Trading Volume, Turnover, Open Interest and Physical Delivery

Trading Volume

	Jan. -20	Jan. -19	Change%	Jan.'- Jan.'2020	Jan.'- Jan.'2019	Change%
Apple (AP)	2,073,456	2,560,249	-19.01%	2,073,456	2,560,249	-19.01%
Cotton No.1 (CF)	6,727,824	2,116,332	217.90%	6,727,824	2,116,332	217.90%
Chinese Jujube (CJ)	871,649		-	871,649	0	-
Cotton Yarn (CY)	173,037	3,847	4,397.97%	173,037	3,847	4,397.97%
Early Rice (ER)			-	0	0	-
Flat Glass (FG)	1,483,596	1,414,973	4.85%	1,483,596	1,414,973	4.85%
Japonica Rice (JR)	0	275	-100.00%	0	275	-100.00%
Late Rice (LR)	2	6,069	-99.97%	2	6,069	-99.97%
Methanol (MA)	19,977,922	22,643,400	-11.77%	19,977,922	22,643,400	-11.77%
Methanol (ME)			-	0	0	-
Rapeseed Oil (OI)	1,929,297	2,066,250	-6.63%	1,929,297	2,066,250	-6.63%
Common Wheat (PM)	3	9	-66.67%	3	9	-66.67%
Early Rice (RI)	0	14	-100.00%	0	14	-100.00%
Rapeseed Meal (RM)	5,887,613	8,449,701	-30.32%	5,887,613	8,449,701	-30.32%
Rapeseed Oil (RO)			-	0	0	-
Rapeseed (RS)	56	124	-54.84%	56	124	-54.84%

Soda Ash (SA)	714,278		-	714,278	0	-
Ferrosilicon (SF)	393,571	742,884	-47.02%	393,571	742,884	-47.02%
Silicon Manganese (SM)	788,495	1,143,994	-31.08%	788,495	1,143,994	-31.08%
Sugar (SR)	6,588,820	7,260,054	-9.25%	6,588,820	7,260,054	-9.25%
PTA	10,471,736	27,247,058	-61.57%	10,471,736	27,247,058	-61.57%
Thermal Coal (TC)			-	0	0	-
Urea (UR)	386,521		-	386,521	0	-
Strong Gluten Wheat (WH)	96	1,415	-93.22%	96	1,415	-93.22%
Strong Gluten Wheat (WS)			-	0	0	-
Hard White Wheat (WT)			-	0	0	-
Thermal Coal (ZC)	1,228,195	3,086,515	-60.21%	1,228,195	3,086,515	-60.21%
Total	59,696,167	78,743,163	-24.19%	59,696,167	78,743,163	-24.19%

Note: 1. Unit: Trading volume in contract; 2. Trading volume is counted unilaterally; 3. Contract size: 10 tons (WT & ER & SR &OI & RS & RM & MA & AP), 5 tons(CF & TA & RO & SF & SM & CY & CJ), 50tons (ME & PM),20 tons (RI & WH & FG & JR & LR & UR & SA) , 200 tons(TC) ,100 tons (ZC); 4. EFPs included .

Turnover

	Jan. -20	Jan. -19	Change%	Jan.'- Jan.'2020	Jan.'- Jan.'2019	Change%
Apple (AP)	15,443,887	27,217,896	-43.26%	15,443,887	27,217,896	-43.26%
Cotton No.1 (CF)	47,286,051	16,102,833	193.65%	47,286,051	16,102,833	193.65%
Chinese Jujube (CJ)	4,589,348		-	4,589,348	0	-
Cotton Yarn (CY)	1,905,972	46,810	3,971.72%	1,905,972	46,810	3,971.72%
Early Rice (ER)			-	0	0	-
Flat Glass (FG)	4,448,690	3,740,500	18.93%	4,448,690	3,740,500	18.93%
Japonica Rice (JR)	0	1,572	-100.00%	0	1,572	-100.00%
Late Rice(LR)	10	32,119	-99.97%	10	32,119	-99.97%
Methanol (MA)	45,855,529	56,344,465	-18.62%	45,855,529	56,344,465	-18.62%
Methanol (ME)			-	0	0	-
Rapeseed Oil (OI)	14,946,956	13,629,630	9.67%	14,946,956	13,629,630	9.67%
Common Wheat (PM)	33	104	-68.27%	33	104	-68.27%
Early Rice (RI)	0	67	-100.00%	0	67	-100.00%
Rapeseed Meal (RM)	13,500,291	18,061,378	-25.25%	13,500,291	18,061,378	-25.25%
Rapeseed Oil (RO)			-	0	0	-
Rapeseed (RS)	251	658	-61.85%	251	658	-61.85%
Soda Ash (SA)	2,366,698		-	2,366,698	0	-
Ferrosilicon (SF)	1,142,345	2,191,570	-47.88%	1,142,345	2,191,570	-47.88%
Silicon Manganese(SM)	2,492,937	4,205,081	-40.72%	2,492,937	4,205,081	-40.72%
Sugar (SR)	37,899,388	35,715,645	6.11%	37,899,388	35,715,645	6.11%
PTA	25,885,010	83,962,728	-69.17%	25,885,010	83,962,728	-69.17%

Thermal Coal (TC)			-	0	0	-
Urea (UR)	1,344,433		-	1,344,433	0	-
Strong Gluten Wheat (WH)	462	6,863	-93.27%	462	6,863	-93.27%
Strong Gluten Wheat (WS)			-	0	0	-
Hard White Wheat (WT)			-	0	0	-
Thermal Coal (ZC)	6,799,417	17,748,939	-61.69%	6,799,417	17,748,939	-61.69%
Total	225,907,708	279,008,858	-19.03%	225,907,708	279,008,858	-19.03%

Note: 1. Turnover in 10,000 Yuan; 2. Turnover is counted unilaterally; 3. EFPs included .

Open Interest

	Jan. -20	Jan.-19	Change%	Dec. -2019	Change%
Apple (AP)	108,606	126,365	-14.05%	99,379	9.28%
Cotton No.1 (CF)	598,928	276,535	116.58%	701,376	-14.61%
Chinese Jujube (CJ)	38,292		-	34,769	10.13%
Cotton Yarn (CY)	6,019	143	4,109.09%	8,059	-25.31%
Early Rice (ER)			-		0.00%
Flat Glass (FG)	228,624	118,941	92.22%	190,890	19.77%
Japonica Rice (JR)	0	271	-100.00%	0	0.00%
Late Rice(LR)	5	1,666	-99.70%	6	-16.67%
Methanol (MA)	777,177	587,599	32.26%	877,821	-11.47%
Methanol (ME)			-		0.00%
Rapeseed Oil (OI)	102,488	188,124	-45.52%	129,056	-20.59%
Common Wheat (PM)	3	12	-75.00%	3	0.00%
Early Rice (RI)	1	10	-90.00%	1	0.00%
Rapeseed Meal (RM)	356,519	299,995	18.84%	329,954	8.05%
Rapeseed Oil (RO)			-		0.00%
Rapeseed (RS)	10	7	42.86%	13	-23.08%
Soda Ash (SA)	26,580		-	42,779	-37.87%
Ferrosilicon (SF)	50,854	50,445	0.81%	57,147	-11.01%
Silicon Manganese(SM)	61,740	78,257	-21.11%	85,407	-27.71%
Sugar (SR)	362,535	332,856	8.92%	391,747	-7.46%
PTA	954,442	742,690	28.51%	918,896	3.87%
Thermal Coal (TC)			-		0.00%
Urea (UR)	45,194		-	57,880	-21.92%
Strong Gluten Wheat (WH)	58	368	-84.24%	144	-59.72%
Strong Gluten Wheat (WS)			-		0.00%

Hard White Wheat (WT)			-		0.00%
Thermal Coal (ZC)	155,702	188,371	-17.34%	229,104	-32.04%
Total	3,873,777	2,992,655	29.44%	4,154,431	-6.76%

Note: 1. Unit: Open interest in contract; 2. Open interest is counted unilaterally; 3. Contract size: 10 tons (WT & ER & SR & OI & RS & RM & MA & AP), 5 tons(CF & TA & RO & SF & SM & CY & CJ), 50tons (ME & PM), 20 tons (RI & WH & FG & JR & LR & UR & SA), 200 tons(TC), 100 tons (ZC).

Physical Delivery

	Jan.2020 Delivery Volume	Jan.2020 EFPs	Jan.2019 Delivery Volume	Jan.2019 EFPs	Jan.'- Jan.' 2020	Jan.'- Jan.' 2019
AP	40	0	152	60	40	212
CF	7,184	17,448	8,016	21,312	24,632	29,328
CJ	85	0			85	
CY	132	0	8	0	132	8
ER						
FG	800	0	430	0	800	430
JR	0	0	0	0	0	0
LR	0	0	0	0	0	0
MA	1,533	0	3,213	1,800	1,533	5,013
ME						
OI	1,240	0	21,779	700	1,240	22,479
PM	0	0	0	0	0	0
RI	0	0	0	0	0	0
RM	851	30	312	0	881	312
RO						
RS						
SA						
SF	5,997	1,180	1,129	3,519	7,177	4,648
SM	2,541	600	4,436	0	3,141	4,436
SR	873	5,466	1,260	5,164	6,339	6,424
TA	28,047	0	15,285	5,500	28,047	20,785
TC						
UR	652	0			652	
WH	0	0	0	0	0	0
WS						
WT						
ZC	10,800	1,000	4,600	400	11,800	5,000
Total	60,775	25,724	60,620	38,455	86,499	99,075

Note: 1. Unit: Physical delivery in contract; 2. Physical delivery is counted unilaterally; 3. Contract size: 10 tons (WT & ER & SR & OI & RS & RM & MA & AP), 5 tons(CF & TA & RO & SF & SM & CY & CJ), 50tons (ME & PM), 20 tons (RI & WH & FG & JR & LR & UR & SA), 200 tons(TC), 100 tons (ZC).

IV List of Quotations

Contract	Open	High	Low	Close	O.I	Change	Settlement	Volume	Turnover
AP001	8,400.00	8,528.00	0	6,999.00	0	-283	6,999	367	0.305
AP003	7,881.00	7,916.00	7,089.00	7,242.00	5,848	-1,059	7,246	60,800	44.73
AP005	7,740.00	7,791.00	7,242.00	7,420.00	84,428	6,360	7,392	1,974,425	1,470.65
AP007	7,859.00	7,898.00	7,383.00	7,550.00	3,389	490	7,525	13,060	9.871
AP010	7,618.00	7,717.00	7,551.00	7,634.00	6,500	1,025	7,647	17,453	13.337
AP011	7,491.00	7,552.00	7,420.00	7,454.00	4,170	807	7,456	2,621	1.96
AP012	7,496.00	7,544.00	7,411.00	7,456.00	3,764	1,380	7,456	4,021	3.007
AP101	7,585.00	7,590.00	7,410.00	7,431.00	507	507	7,429	709	0.53
Subtotal					108,606			2,073,456	1,544.39
CF001	13,515.00	14,015.00	13,220.00	13,750.00	0	-41,209	13,265	40,940	27.886
CF003	13,775.00	14,280.00	13,130.00	13,275.00	16,388	-277	13,330	186,825	129.708
CF005	13,940.00	14,450.00	13,300.00	13,440.00	519,451	-63,942	13,515	6,113,963	4,292.45
CF007	14,075.00	14,535.00	13,415.00	13,565.00	3,371	128	13,585	1,960	1.387
CF009	14,360.00	14,855.00	13,695.00	13,845.00	57,745	3,396	13,925	377,870	272.553
CF011	14,895.00	15,120.00	13,985.00	14,070.00	1,249	-1,268	14,165	4,941	3.652
CF101	14,825.00	15,405.00	14,225.00	14,390.00	724	724	14,450	1,325	0.974
Subtotal					598,928			6,727,824	4,728.61
CJ001	10,990.00	10,995.00	0	10,880.00	0	-119	10,850	97	0.053
CJ003	10,990.00	11,070.00	10,340.00	10,805.00	1,364	-707	10,795	1,981	1.061
CJ005	10,940.00	10,970.00	10,115.00	10,610.00	29,564	-222	10,570	854,455	449.753
CJ007	10,915.00	10,950.00	10,170.00	10,680.00	1,278	672	10,645	1,964	1.041
CJ009	10,935.00	10,970.00	10,245.00	10,730.00	4,186	2,055	10,710	10,737	5.706
CJ012	11,065.00	11,085.00	10,645.00	11,015.00	1,880	1,824	11,010	2,362	1.292
CJ101	10,850.00	10,980.00	0	10,895.00	20	20	10,875	53	0.029
Subtotal					38,292			871,649	458.935
CY001	19,500.00	19,935.00	0	19,510.00	0	-135	19,660	84	0.083
CY002	0	0	0	0	0	0	19,345	0	0
CY003	20,350.00	20,350.00	0	20,350.00	0	-1	19,830	1	0.001
CY004	0	0	0	0	0	0	19,495	0	0
CY005	22,145.00	22,460.00	21,050.00	21,390.00	6,011	-1,908	21,520	172,916	190.473
CY006	0	0	0	0	1	0	21,775	0	0
CY007	21,595.00	21,595.00	0	21,595.00	1	0	20,830	1	0.001
CY008	0	0	0	0	0	0	21,445	0	0
CY009	22,555.00	22,915.00	0	22,455.00	6	4	22,365	35	0.04
CY010	0	0	0	0	0	0	21,440	0	0
CY011	0	0	0	0	0	0	21,730	0	0
CY012	0	0	0	0	0	0	21,840	0	0

CY101	0	0	0	0	0	0	22,650	0	0
Subtotal					6,019			173,037	190.597
FG001	1,510.00	1,548.00	0	1,540.00	0	-1,209	1,550	536	0.162
FG002	1,529.00	1,529.00	0	1,496.00	0	-325	1,496	328	0.099
FG003	1,478.00	1,517.00	0	1,474.00	512	-60	1,478	115	0.034
FG004	0	0	0	0	2	0	1,483	0	0
FG005	1,480.00	1,527.00	1,475.00	1,476.00	203,161	31,397	1,486	1,417,464	425.359
FG006	1,499.00	1,499.00	0	1,467.00	61	-1	1,448	20	0.006
FG007	0	0	0	0	1	0	1,487	0	0
FG008	0	0	0	0	1	0	1,488	0	0
FG009	1,464.00	1,500.00	1,448.00	1,449.00	21,511	4,600	1,463	61,628	18.185
FG010	1,475.00	1,475.00	0	1,444.00	30	-3	1,444	10	0.003
FG011	1,455.00	1,487.00	0	1,431.00	567	561	1,435	568	0.166
FG012	1,456.00	1,506.00	0	1,413.00	2,642	2,638	1,434	2,679	0.785
FG101	1,380.00	1,430.00	1,380.00	1,417.00	136	136	1,419	248	0.071
Subtotal					228,624			1,483,596	444.869
JR001	0	0	0	0	0	0	2,801	0	0
JR003	0	0	0	0	0	0	2,782	0	0
JR005	0	0	0	0	0	0	2,970	0	0
JR007	0	0	0	0	0	0	2,943	0	0
JR009	0	0	0	0	0	0	3,006	0	0
JR011	0	0	0	0	0	0	3,024	0	0
JR101	0	0	0	0	0	0	3,024	0	0
Subtotal					0			0	0
LR001	0	0	0	0	0	0	2,693	0	0
LR003	2,526.00	2,526.00	0	2,526.00	0	-1	2,526	2	0.001
LR005	0	0	0	0	1	0	2,580	0	0
LR007	0	0	0	0	4	0	2,720	0	0
Subtotal					5			2	0.001
MA001	2,030.00	2,391.00	2,030.00	2,361.00	0	-7,957	2,360	10,414	2.302
MA002	2,131.00	2,465.00	2,127.00	2,304.00	85	64	2,318	320	0.075
MA003	2,148.00	2,449.00	2,147.00	2,303.00	29,144	3,937	2,308	406,883	94.801
MA004	2,225.00	2,387.00	0	2,343.00	26	2	2,279	122	0.028
MA005	2,185.00	2,398.00	2,178.00	2,251.00	616,950	-161,551	2,257	18,791,114	4,315.17
MA006	2,255.00	2,378.00	0	2,254.00	13	-1	2,254	255	0.058
MA007	2,201.00	2,345.00	2,190.00	2,209.00	7,934	4,788	2,204	6,736	1.534
MA008	2,240.00	2,301.00	0	2,301.00	101	-1	2,223	2	0
MA009	2,192.00	2,344.00	2,159.00	2,177.00	92,358	35,558	2,185	734,702	165.379
MA010	2,200.00	2,338.00	0	2,160.00	510	500	2,160	554	0.122
MA011	2,219.00	2,325.00	0	2,175.00	21,865	15,826	2,172	17,270	3.892
MA012	2,336.00	2,380.00	0	2,214.00	7,637	7,637	2,203	8,532	1.96
MA101	2,251.00	2,316.00	2,210.00	2,226.00	554	554	2,230	1,018	0.23

Subtotal					777,177			19,977,922	4,585.55
OI001	8,030.00	8,030.00	0	7,770.00	0	-1,837	7,769	905	0.697
OI003	7,788.00	7,936.00	0	7,788.00	506	-201	7,788	223	0.177
OI005	7,665.00	7,918.00	7,513.00	7,587.00	82,998	-31,520	7,596	1,779,242	1,380.46
OI007	0	0	0	0	1	0	7,620	0	0
OI009	7,560.00	7,726.00	7,384.00	7,442.00	18,923	6,933	7,453	148,806	113.269
OI011	7,636.00	7,637.00	0	7,421.00	4	1	7,421	6	0.005
OI101	7,595.00	7,600.00	7,357.00	7,400.00	56	56	7,423	115	0.086
Subtotal					102,488			1,929,297	1,494.70
PM001	0	0	0	0	0	0	2,275	0	0
PM003	0	0	0	0	0	0	2,117	0	0
PM005	0	0	0	0	0	0	2,104	0	0
PM007	2,187.00	2,199.00	0	2,199.00	3	0	2,199	3	0.003
PM009	0	0	0	0	0	0	2,114	0	0
PM011	0	0	0	0	0	0	2,114	0	0
PM101	0	0	0	0	0	0	2,114	0	0
Subtotal					3			3	0.003
RI001	0	0	0	0	0	0	2,656	0	0
RI003	0	0	0	0	0	0	2,656	0	0
RI005	0	0	0	0	1	0	2,626	0	0
RI007	0	0	0	0	0	0	2,656	0	0
RI009	0	0	0	0	0	0	2,631	0	0
RI011	0	0	0	0	0	0	2,643	0	0
RI101	0	0	0	0	0	0	2,643	0	0
Subtotal					1			0	0
RM001	2,096.00	2,198.00	2,080.00	2,100.00	0	-1,133	2,108	844	0.182
RM003	2,226.00	2,240.00	2,048.00	2,121.00	398	-438	2,114	1,345	0.291
RM005	2,330.00	2,354.00	2,228.00	2,234.00	237,118	-24,347	2,244	5,073,059	1,160.87
RM007	2,337.00	2,358.00	2,241.00	2,246.00	10,425	8,988	2,256	38,151	8.678
RM008	2,380.00	2,380.00	0	2,331.00	354	350	2,318	367	0.087
RM009	2,368.00	2,390.00	2,272.00	2,278.00	101,214	38,838	2,289	757,464	176.22
RM011	2,327.00	2,346.00	2,230.00	2,235.00	3,979	1,276	2,239	8,737	1.984
RM101	2,266.00	2,275.00	2,209.00	2,215.00	3,031	3,031	2,223	7,646	1.714
Subtotal					356,519			5,887,613	1,350.03
RS007	4,438.00	4,879.00	0	4,447.00	6	-1	4,431	52	0.023
RS008	0	0	0	0	3	0	4,284	0	0
RS009	4,150.00	4,548.00	0	4,171.00	1	-2	4,360	4	0.002
RS011	0	0	0	0	0	0	4,300	0	0
Subtotal					10			56	0.025
SA005	1,633.00	1,691.00	1,591.00	1,615.00	22,223	-14,475	1,623	696,696	230.725
SA006	1,634.00	1,715.00	0	1,649.00	4	2	1,649	19	0.006
SA007	1,701.00	1,716.00	0	1,689.00	24	1	1,689	18	0.006

SA008	1,670.00	1,734.00	0	1,660.00	20	17	1,660	51	0.017
SA009	1,691.00	1,723.00	1,634.00	1,648.00	3,983	-1,243	1,654	16,793	5.677
SA010	1,641.00	1,679.00	0	1,636.00	5	0	1,642	13	0.004
SA011	1,699.00	1,734.00	0	1,664.00	318	-503	1,666	686	0.232
SA012	1,700.00	1,703.00	0	1,703.00	3	2	1,702	2	0.001
SA101	0	0	0	0	0	0	1,689	0	0
Subtotal					26,580			714,278	236.67
SF001	5,890.00	5,892.00	5,674.00	5,750.00	0	-11,365	5,750	8,573	2.497
SF002	5,776.00	5,776.00	0	5,776.00	0	-530	5,840	530	0.153
SF003	5,838.00	5,838.00	0	5,838.00	1	0	5,840	1	0
SF004	0	0	0	0	0	0	6,012	0	0
SF005	5,870.00	5,870.00	5,748.00	5,850.00	46,526	2,779	5,838	377,644	109.612
SF006	5,542.00	5,796.00	0	5,796.00	0	0	5,746	11	0.003
SF007	0	0	0	0	1	0	6,018	0	0
SF008	0	0	0	0	0	0	5,946	0	0
SF009	5,798.00	5,860.00	5,732.00	5,800.00	4,321	2,818	5,796	6,731	1.945
SF010	5,946.00	5,946.00	0	5,946.00	1	1	5,944	1	0
SF011	0	0	0	0	0	0	5,996	0	0
SF012	0	0	0	0	0	0	5,962	0	0
SF101	5,762.00	5,982.00	0	5,750.00	4	4	5,778	80	0.023
Subtotal					50,854			393,571	114.235
SM001	6,352.00	6,802.00	6,352.00	6,450.00	0	-5,841	6,450	3,918	1.252
SM002	0	0	0	0	0	0	6,478	0	0
SM003	6,666.00	6,666.00	0	6,212.00	0	0	6,454	2	0.001
SM004	0	0	0	0	1	0	6,516	0	0
SM005	6,398.00	6,454.00	6,182.00	6,432.00	51,403	-22,546	6,412	772,217	244.155
SM006	6,480.00	6,480.00	0	6,480.00	18	1	6,460	1	0
SM007	0	0	0	0	0	0	6,474	0	0
SM008	0	0	0	0	0	0	6,502	0	0
SM009	6,308.00	6,406.00	6,148.00	6,342.00	10,305	4,706	6,332	12,275	3.86
SM010	0	0	0	0	0	0	6,200	0	0
SM011	0	0	0	0	0	0	6,274	0	0
SM012	6,480.00	6,480.00	0	6,480.00	1	1	6,516	1	0
SM101	6,198.00	6,350.00	0	6,292.00	12	12	6,292	81	0.025
Subtotal					61,740			788,495	249.294
SR001	5,555.00	5,820.00	0	5,700.00	0	-1,627	5,694	953	0.535
SR003	5,587.00	5,926.00	5,552.00	5,631.00	7,665	-9,116	5,675	336,509	193.973
SR005	5,584.00	5,921.00	5,543.00	5,622.00	234,778	-44,953	5,664	5,670,888	3,261.29
SR007	5,600.00	5,903.00	5,555.00	5,631.00	456	-418	5,636	1,430	0.817
SR009	5,612.00	5,925.00	5,573.00	5,633.00	110,831	18,109	5,665	564,535	325.059
SR011	5,610.00	5,904.00	0	5,643.00	7,779	7,767	5,667	11,992	6.83
SR101	5,808.00	5,880.00	5,587.00	5,631.00	1,026	1,026	5,650	2,513	1.439
Subtotal					362,535			6,588,820	3,789.94

TA001	4,886.00	5,060.00	4,788.00	4,836.00	0	-61,167	4,820	65,855	16.128
TA002	4,870.00	4,906.00	0	4,772.00	5	-9	4,774	29	0.007
TA003	4,934.00	5,106.00	4,736.00	4,776.00	81,681	-28,511	4,792	1,046,091	257.313
TA004	4,980.00	5,106.00	0	4,780.00	102	-7	4,800	103	0.025
TA005	4,972.00	5,148.00	4,752.00	4,796.00	626,343	-44,899	4,808	8,529,903	2,109.92
TA006	4,992.00	5,190.00	0	4,842.00	25	1	4,806	148	0.037
TA007	5,006.00	5,156.00	4,746.00	4,790.00	44,684	30,401	4,790	104,162	25.546
TA008	4,998.00	5,152.00	0	4,788.00	242	-14	4,786	69	0.017
TA009	5,052.00	5,154.00	4,780.00	4,824.00	179,303	117,757	4,820	692,259	171.218
TA010	4,986.00	4,986.00	0	4,930.00	4	-1	4,876	12	0.003
TA011	5,048.00	5,204.00	4,816.00	4,858.00	18,938	18,882	4,856	28,982	7.266
TA012	5,060.00	5,226.00	0	4,852.00	2,494	2,492	4,860	3,154	0.784
TA101	4,932.00	4,974.00	4,840.00	4,878.00	621	621	4,872	969	0.238
Subtotal					954,442			10,471,736	2,588.50
UR001	1,610.00	1,687.00	0	1,665.00	0	-782	1,663	203	0.068
UR002	1,679.00	1,714.00	0	1,526.00	66	-37	1,545	185	0.061
UR003	1,763.00	1,764.00	0	1,676.00	28	7	1,706	34	0.012
UR004	1,753.00	1,753.00	0	1,709.00	10	3	1,709	12	0.004
UR005	1,722.00	1,776.00	1,705.00	1,710.00	38,719	-14,015	1,710	375,219	130.575
UR006	1,778.00	1,778.00	0	1,763.00	9	-4	1,734	14	0.005
UR007	1,717.00	1,749.00	1,695.00	1,699.00	2,596	251	1,701	903	0.313
UR008	1,726.00	1,731.00	0	1,731.00	6	0	1,728	7	0.002
UR009	1,701.00	1,745.00	1,689.00	1,692.00	3,638	1,774	1,692	9,454	3.236
UR010	1,729.00	1,737.00	0	1,714.00	4	0	1,714	357	0.122
UR011	1,698.00	1,698.00	0	1,698.00	100	100	1,704	100	0.034
UR012	1,786.00	1,786.00	0	1,786.00	1	0	1,752	1	0
UR101	1,745.00	1,745.00	0	1,699.00	17	17	1,695	32	0.011
Subtotal					45,194			386,521	134.443
WH001	2,398.00	2,398.00	0	2,300.00	0	-86	2,300	87	0.042
WH003	2,603.00	2,644.00	0	2,644.00	48	0	2,644	3	0.002
WH005	2,530.00	2,593.00	0	2,521.00	10	0	2,557	6	0.003
WH007	0	0	0	0	0	0	2,803	0	0
WH009	0	0	0	0	0	0	2,552	0	0
WH011	0	0	0	0	0	0	2,507	0	0
WH101	0	0	0	0	0	0	2,507	0	0
Subtotal					58			96	0.046
ZC001	547.8	571.8	518.4	543	0	-24,205	541	15,067	8.217
ZC002	0	0	0	0	0	0	544	0	0
ZC003	559.2	562	550	551.6	21,979	-18,488	551	341,285	189.763
ZC004	0	0	0	0	0	0	554	0	0
ZC005	557.4	561	542.6	546.2	107,584	-34,057	546	831,297	459.741
ZC006	556	562.2	0	562.2	1	0	551	2	0.001
ZC007	550.6	555.8	542.6	546	8,938	-256	546	15,300	8.408

ZC008	547.2	547.2	0	547.2	1	0	548	1	0.001
ZC009	549.2	553.6	541.2	543.2	16,986	3,455	543	24,985	13.671
ZC010	0	0	0	0	0	0	543	0	0
ZC011	549.2	553.4	0	543	202	138	543	237	0.129
ZC012	0	0	0	0	0	0	545	0	0
ZC101	540.2	556.6	0	542.4	11	11	542	21	0.011
Subtotal					155,702			1,228,195	679.942
Total					3,873,777			59,696,167	22,590.77

Note: 1. Unit: Trading volume , turnover and open interest is counted unilaterally ; 2. Turnover :100,000,000 Yuan.

V Daily Settlement Price by Contracts

Strong Gluten Wheat									
Date	001	003	005	007	009	011	101	Vol	O.I
2020-01-02	2398	2603	2554	2804	2565	2469		5	144
2020-01-03	2398	2603	2545	2794	2556	2469		1	144
2020-01-06	2398	2603	2545	2794	2556	2469		0	144
2020-01-07	2398	2603	2545	2794	2556	2469		0	144
2020-01-08	2398	2603	2545	2794	2556	2469		0	144
2020-01-09	2398	2603	2545	2794	2556	2469		76	68
2020-01-10	2398	2603	2545	2794	2556	2469		0	68
2020-01-13	2398	2604	2545	2794	2556	2469		0	68
2020-01-14	2339	2644	2545	2837	2595	2507		11	59
2020-01-15	2300	2644	2545	2790	2552	2507		1	58
2020-01-16		2644	2545	2790	2552	2507	2507	0	58
2020-01-17		2644	2557	2803	2552	2507	2507	2	58
2020-01-20		2644	2557	2803	2552	2507	2507	0	58
2020-01-21		2644	2557	2803	2552	2507	2507	0	58
2020-01-22		2644	2557	2803	2552	2507	2507	0	58
2020-01-23		2644	2557	2803	2552	2507	2507	0	58

Common Wheat									
Date	001	003	005	007	009	011	101	Vol	O.I
2020-01-02	2320	2234	2220	2230	2230	2230		0	3
2020-01-03	2320	2234	2220	2230	2230	2230		0	3
2020-01-06	2320	2234	2220	2230	2230	2230		0	3
2020-01-07	2320	2234	2220	2230	2230	2230		0	3
2020-01-08	2320	2234	2220	2230	2230	2230		0	3
2020-01-09	2320	2234	2220	2230	2230	2230		0	3
2020-01-10	2320	2234	2220	2230	2230	2230		0	3
2020-01-13	2320	2234	2220	2230	2230	2230		0	3
2020-01-14	2320	2234	2220	2230	2230	2230		0	3

2020-01-15	2275	2191	2177	2187	2187	2187		1	4
2020-01-16		2155	2141	2151	2151	2151	2151	1	3
2020-01-17		2155	2141	2151	2151	2151	2151	0	3
2020-01-20		2155	2141	2238	2151	2151	2151	0	3
2020-01-21		2155	2141	2238	2151	2151	2151	0	3
2020-01-22		2117	2104	2199	2114	2114	2114	1	3
2020-01-23		2117	2104	2199	2114	2114	2114	0	3

Early Rice									
Date	001	003	005	007	009	011	101	Vol	O.I
2020-01-02	2656	2656	2626	2656	2631	2643		0	1
2020-01-03	2656	2656	2626	2656	2631	2643		0	1
2020-01-06	2656	2656	2626	2656	2631	2643		0	1
2020-01-07	2656	2656	2626	2656	2631	2643		0	1
2020-01-08	2656	2656	2626	2656	2631	2643		0	1
2020-01-09	2656	2656	2626	2656	2631	2643		0	1
2020-01-10	2656	2656	2626	2656	2631	2643		0	1
2020-01-13	2656	2656	2626	2656	2631	2643		0	1
2020-01-14	2656	2656	2626	2656	2631	2643		0	1
2020-01-15	2656	2656	2626	2656	2631	2643		0	1
2020-01-16		2656	2626	2656	2631	2643	2643	0	1
2020-01-17		2656	2626	2656	2631	2643	2643	0	1
2020-01-20		2656	2626	2656	2631	2643	2643	0	1
2020-01-21		2656	2626	2656	2631	2643	2643	0	1
2020-01-22		2656	2626	2656	2631	2643	2643	0	1
2020-01-23		2656	2626	2656	2631	2643	2643	0	1

Late Rice							
Date	001	003	005	007	Vol	O.I	
2020-01-02	2699	2532	2586	2720	0	6	
2020-01-03	2693	2526	2580	2720	2	5	
2020-01-06	2693	2526	2580	2720	0	5	
2020-01-07	2693	2526	2580	2720	0	5	
2020-01-08	2693	2526	2580	2720	0	5	
2020-01-09	2693	2526	2580	2720	0	5	
2020-01-10	2693	2526	2580	2720	0	5	
2020-01-13	2693	2526	2580	2720	0	5	
2020-01-14	2693	2526	2580	2720	0	5	
2020-01-15	2693	2526	2580	2720	0	5	
2020-01-16		2526	2580	2720	0	5	
2020-01-17		2526	2580	2720	0	5	
2020-01-20		2526	2580	2720	0	5	

2020-01-21		2526	2580	2720	0	5
2020-01-22		2526	2580	2720	0	5
2020-01-23		2526	2580	2720	0	5

Japonica Rice									
Date	001	003	005	007	009	011	101	Vol	O.I
2020-01-02	2801	2782	2970	2943	3006	3024		0	0
2020-01-03	2801	2782	2970	2943	3006	3024		0	0
2020-01-06	2801	2782	2970	2943	3006	3024		0	0
2020-01-07	2801	2782	2970	2943	3006	3024		0	0
2020-01-08	2801	2782	2970	2943	3006	3024		0	0
2020-01-09	2801	2782	2970	2943	3006	3024		0	0
2020-01-10	2801	2782	2970	2943	3006	3024		0	0
2020-01-13	2801	2782	2970	2943	3006	3024		0	0
2020-01-14	2801	2782	2970	2943	3006	3024		0	0
2020-01-15	2801	2782	2970	2943	3006	3024		0	0
2020-01-16		2782	2970	2943	3006	3024	3024	0	0
2020-01-17		2782	2970	2943	3006	3024	3024	0	0
2020-01-20		2782	2970	2943	3006	3024	3024	0	0
2020-01-21		2782	2970	2943	3006	3024	3024	0	0
2020-01-22		2782	2970	2943	3006	3024	3024	0	0
2020-01-23		2782	2970	2943	3006	3024	3024	0	0

Cotton No. 1									
Date	001	003	005	007	009	011	101	Vol	O.I
2020-01-02	13555	13900	14070	14265	14480	14920		642237	693768
2020-01-03	13550	13840	14035	14145	14440	14760		354607	682450
2020-01-06	13585	13810	13995	14165	14405	14820		444898	683278
2020-01-07	13740	13990	14175	14325	14585	14950		501928	699611
2020-01-08	13700	13985	14150	14255	14565	14900		381911	697254
2020-01-09	13830	14130	14290	14390	14685	15015		606285	707808
2020-01-10	13805	14130	14300	14420	14700	15055		305855	707993
2020-01-13	13910	14210	14370	14490	14780	15115		379602	710920
2020-01-14	13775	14095	14240	14330	14640	14975		440808	697554
2020-01-15	13265	13895	14065	14190	14465	14895		438765	675267
2020-01-16		13860	14010	14135	14405	14745	14885	329660	679281
2020-01-17		13835	14005	14140	14405	14730	14875	232496	672605
2020-01-20		13880	14075	14220	14480	14770	14950	294770	667722
2020-01-21		13720	13900	14035	14315	14570	14820	373748	646510
2020-01-22		13345	13570	13695	13960	14175	14485	606395	617525
2020-01-23		13330	13515	13585	13925	14165	14450	393859	598928

Cotton Yarn															
Date	001	002	003	004	005	006	007	008	009	010	011	012	101	Vol	O.I
2020-01-02	19640	19855	20350	20000	22155	21950	21595	22080	22505	21790	22090	22195		10871	8069
2020-01-03	19840	20055	20555	20205	22040	21950	21485	21965	22485	21770	22070	22175		8997	8355
2020-01-06	19530	19740	20235	19890	21960	21950	21405	21885	22630	21910	22210	22320		10800	8834
2020-01-07	19680	19895	20390	20045	22130	21950	21570	22055	22695	21975	22275	22385		12448	8241
2020-01-08	19680	19905	20400	20055	22140	21950	21580	22065	22700	21980	22280	22390		9600	8721
2020-01-09	19820	20050	20545	20200	22300	22110	21580	22225	22745	22140	22440	22550		11755	8340
2020-01-10	19800	20030	20520	20175	22275	22110	21555	22200	22745	22115	22415	22525		8893	8287
2020-01-13	19885	20115	20610	20260	22370	22110	21645	22295	22900	22265	22570	22680		7842	8559
2020-01-14	19765	19995	20485	20140	22235	22110	21515	22160	22750	22120	22420	22530		13552	8038
2020-01-15	19660	19885	20375	20030	22115	22110	21400	22040	22580	22000	22300	22410		11219	7915
2020-01-16		19775	20265	19920	21995	22110	21285	21920	22580	21880	22180	22290	22290	9112	7626
2020-01-17		19785	20275	19930	22005	22110	21295	21930	22580	21890	22190	22300	22435	7463	7483
2020-01-20		19850	20345	20000	22080	22185	21370	22005	22580	21965	22265	22375	22650	10719	7429
2020-01-21		19710	20200	19860	21925	22185	21220	21850	22455	21845	22140	22250	22650	14225	6987
2020-01-22		19335	19820	19485	21510	21765	20820	21435	22455	21430	21720	21830	22650	13682	6152
2020-01-23		19345	19830	19495	21520	21775	20830	21445	22365	21440	21730	21840	22650	11859	6019

Rapeseed						
Date	007	008	009	011	Vol	O.I
2020-01-02	4438	4186	4300	4300	1	12
2020-01-03	4467	4186	4178	4300	5	11
2020-01-06	4467	4186	4178	4300	0	11
2020-01-07	4467	4186	4178	4300	0	11
2020-01-08	4445	4186	4178	4300	2	10
2020-01-09	4445	4186	4178	4300	0	10
2020-01-10	4445	4186	4178	4300	0	10
2020-01-13	4445	4186	4178	4300	0	10
2020-01-14	4445	4186	4178	4300	0	10
2020-01-15	4445	4186	4178	4300	0	10
2020-01-16	4549	4284	4360	4300	17	17
2020-01-17	4509	4284	4360	4300	15	14
2020-01-20	4509	4284	4360	4300	0	14
2020-01-21	4489	4284	4360	4300	3	12
2020-01-22	4489	4284	4360	4300	1	11
2020-01-23	4431	4284	4360	4300	12	10

Rapeseed Oil									
Date	001	003	005	007	009	011	101	Vol	O.I
2020-01-02	7692	7760	7702	7622	7581	7539		66852	129257
2020-01-03	7735	7807	7758	7625	7639	7565		152040	131717

2020-01-06	7756	7802	7756	7625	7643	7565		103033	130487
2020-01-07	7722	7828	7722	7645	7606	7573		107258	130732
2020-01-08	7745	7800	7745	7645	7616	7573		115452	129628
2020-01-09	7662	7869	7789	7661	7645	7585		158109	130835
2020-01-10	7771	7877	7830	7694	7645	7594		163315	125923
2020-01-13	7806	7936	7865	7742	7683	7646		154795	129648
2020-01-14	7770	7936	7829	7742	7664	7646		129031	125529
2020-01-15	7769	7929	7828	7742	7672	7638		158453	124801
2020-01-16		7810	7756	7742	7611	7624	7582	135241	125223
2020-01-17		7839	7767	7742	7606	7624	7570	73586	126490
2020-01-20		7814	7760	7742	7602	7637	7552	85260	125307
2020-01-21		7788	7680	7644	7533	7474	7499	121318	115875
2020-01-22		7788	7588	7620	7462	7474	7437	99049	108861
2020-01-23		7788	7596	7620	7453	7421	7423	106505	102488

Rapeseed Meal										
Date	001	003	005	007	008	009	011	101	Vol	O.I
2020-01-02	2144	2222	2328	2339	2380	2370	2333		215667	336310
2020-01-03	2182	2233	2335	2346	2380	2375	2339		352888	335641
2020-01-06	2175	2219	2313	2323	2355	2351	2305		295980	335267
2020-01-07	2198	2231	2325	2344	2372	2364	2312		268564	355576
2020-01-08	2167	2222	2330	2342	2372	2369	2307		467337	360529
2020-01-09	2163	2199	2312	2312	2351	2350	2289		417226	363923
2020-01-10	2121	2182	2300	2302	2325	2333	2274		527637	360561
2020-01-13	2148	2157	2273	2280	2317	2307	2258		361871	358248
2020-01-14	2096	2144	2258	2271	2303	2293	2248		395341	380006
2020-01-15	2108	2147	2259	2273	2317	2297	2253		348583	365562
2020-01-16		2148	2264	2277	2314	2301	2256	2238	290235	372782
2020-01-17		2143	2258	2270	2308	2296	2249	2233	311682	375541
2020-01-20		2160	2268	2277	2324	2306	2261	2240	247278	376646
2020-01-21		2170	2281	2292	2345	2321	2284	2258	525382	379744
2020-01-22		2149	2267	2275	2325	2308	2277	2236	533651	377946
2020-01-23		2114	2244	2256	2318	2289	2239	2223	328291	356519

White Sugar										
Date	001	003	005	007	009	011	101	Vol	O.I	
2020-01-02	5594	5600	5588	5591	5613	5610		253223	394100	
2020-01-03	5577	5580	5573	5579	5600	5610		226236	390152	
2020-01-06	5580	5587	5583	5587	5610	5617		253841	394083	
2020-01-07	5649	5671	5664	5665	5689	5732		650301	442693	
2020-01-08	5674	5736	5718	5724	5741	5745		322537	435942	
2020-01-09	5752	5744	5715	5721	5735	5742		382640	435863	
2020-01-10	5752	5783	5761	5750	5779	5769		473960	467337	

2020-01-13	5700	5869	5855	5855	5870	5868		617022	487476
2020-01-14	5711	5871	5866	5868	5889	5883		407637	487682
2020-01-15	5694	5854	5849	5854	5875	5851		468386	482286
2020-01-16		5869	5864	5872	5881	5867	5838	505527	482828
2020-01-17		5847	5847	5853	5864	5835	5818	397758	477629
2020-01-20		5752	5766	5772	5772	5759	5716	663587	439216
2020-01-21		5702	5701	5694	5709	5700	5686	329880	408253
2020-01-22		5695	5680	5678	5683	5677	5661	380217	377674
2020-01-23		5675	5664	5636	5665	5667	5650	256068	362535

Apple										
Date	001	003	005	007	010	011	012	101	Vol	O.I
2020-01-02	8424	7868	7752	7851	7644	7499	7489		98371	103067
2020-01-03	8152	7818	7697	7791	7639	7506	7493		156669	111938
2020-01-06	8092	7439	7486	7591	7582	7447	7440		180630	116251
2020-01-07	7832	7351	7492	7597	7659	7513	7498		115331	116537
2020-01-08	8050	7389	7490	7587	7672	7528	7518		134602	117049
2020-01-09	7737	7399	7465	7569	7641	7508	7497		151871	128304
2020-01-10	7555	7343	7416	7517	7621	7480	7482		139881	120239
2020-01-13	7555	7195	7328	7450	7604	7472	7479		152268	132320
2020-01-14	7101	7184	7318	7450	7593	7454	7466		102860	130602
2020-01-15	6999	7150	7302	7441	7654	7475	7470		140574	129235
2020-01-16		7195	7363	7496	7677	7487	7487	7498	110950	128976
2020-01-17		7359	7449	7585	7699	7496	7501	7503	152150	119042
2020-01-20		7277	7429	7557	7679	7487	7489	7485	96507	123552
2020-01-21		7257	7423	7549	7676	7482	7483	7461	123265	126359
2020-01-22		7190	7347	7481	7635	7454	7458	7435	106680	119300
2020-01-23		7246	7392	7525	7647	7456	7456	7429	110847	108606

Chinese Jujube										
Date	001	003	005	007	009	012	101	Vol	O.I	
2020-01-02	10955	10975	10925	10925	10935	11050		25604	36383	
2020-01-03	10760	10960	10915	10885	10930	11065		33329	35982	
2020-01-06	10790	10880	10835	10845	10880	11040		63958	37784	
2020-01-07	10725	10680	10585	10645	10685	10920		133767	52108	
2020-01-08	10645	10555	10420	10480	10535	10870		73964	53585	
2020-01-09	10755	10590	10435	10500	10530	10860		44868	52923	
2020-01-10	10880	10545	10320	10285	10430	10835		140493	53474	
2020-01-13	10875	10625	10440	10500	10590	10945		49648	50805	
2020-01-14	10880	10650	10460	10545	10585	10980		50197	48658	
2020-01-15	10850	10660	10490	10520	10630	10955		46090	48048	
2020-01-16		10690	10505	10555	10640	10975	10875	42708	46553	

2020-01-17		10705	10525	10585	10635	10970	10885	31271	45608
2020-01-20		10725	10540	10575	10655	10975	10850	38610	44562
2020-01-21		10700	10500	10570	10635	10980	10815	31693	43448
2020-01-22		10720	10530	10645	10675	11005	10850	44288	40949
2020-01-23		10795	10570	10645	10710	11010	10875	21161	38292

Thermal Coal

Date	001	002	003	004	005	006	007	008	009	010	011	012	101	Vol	O.I
2020-01-02	546.8	553.2	558.8	553.6	557.4	560.4	552.6	547.2	549.6	542.6	549.8	544.8		77687	227332
2020-01-03	543.8	553.2	555.2	553.6	552.8	556	550.2	547.2	547	542.6	547.8	544.8		116181	215074
2020-01-06	544.8	553.2	556.4	553.6	553.8	555.2	550.8	547.2	548	542.6	547.8	544.8		102369	212952
2020-01-07	545.4	553.2	556.8	553.6	554.2	555.2	551	547.2	548.4	542.6	550.2	544.8		55972	212326
2020-01-08	541.2	553.2	558.6	553.6	556.6	555.2	552.8	547.8	550.4	542.6	551.4	544.8		90535	215644
2020-01-09		553.2	559.8	553.6	558	562.2	553.6	547.8	551.8	542.6	552.2	544.8	544.8	109657	215952
2020-01-10		553.2	558.4	553.6	557.2	562	553.4	547.8	550.6	542.6	550.8	544.8	540.2	51990	212095
2020-01-13		553.2	556.4	553.6	554.6	558.6	550.2	547.8	547.6	542.6	548	544.8	542.4	99975	205260
2020-01-14		553.2	556.8	553.6	555.4	558.6	551.8	547.8	549.4	542.6	546.2	544.8	551	51180	205609
2020-01-15		550.6	555.2	553.6	552.8	556.4	549.4	547.8	547.2	542.6	548	544.8	547.6	91745	192129
2020-01-16		549.2	554.8	553.6	551.4	556.4	549	547.8	546.6	542.6	547	544.8	547.6	52282	188602
2020-01-17		549	554.8	553.6	551.2	556.4	549	547.8	546.6	542.6	545	544.8	547.6	57495	182118
2020-01-20		548.8	554.6	553.6	551	556.2	548.6	547.8	546	542.6	545.8	544.8	544.6	52918	181277
2020-01-21		545.8	552.2	553.6	548	556.2	546.2	547.8	545.2	542.6	545	544.8	547.4	89983	174340
2020-01-22		543.2	551.6	553.6	545.4	551.2	544.8	547.8	543	542.6	543	544.8	542.2	75230	166393
2020-01-23		543.8	551.4	553.6	546	551.2	545.8	547.8	543	542.6	543	544.8	542.2	52996	155702

PTA

Date	001	002	003	004	005	006	007	008	009	010	011	012	101	Vol	O.I
2020-01-02	4886	4902	4926	4942	4964	4992	4988	4978	5024	5062	5044	5060		540378	895047
2020-01-03	4912	4948	4952	4998	4994	5016	5006	5018	5044	5072	5080	5076		728488	916216
2020-01-06	5012	5034	5036	5094	5078	5124	5104	5142	5120	5140	5150	5184		915900	945723
2020-01-07	4952	4956	4980	5020	5024	5024	5038	5048	5066	5092	5092	5096		777598	965806
2020-01-08	4964	4970	5006	5048	5050	5048	5054	5052	5072	5092	5086	5096		979846	980106
2020-01-09	4868	4872	4912	4910	4954	4956	4946	4942	4992	4990	4980	4996		1031531	1006826
2020-01-10	4840	4870	4892	4922	4918	4932	4920	4924	4938	4974	4974	4996		443216	1035591
2020-01-13	4854	4892	4896	4922	4920	4932	4916	4928	4930	4986	4962	4962		846712	1082831
2020-01-14	4834	4874	4874	4914	4902	4924	4898	4894	4916	4950	4948	4962		579633	1100527
2020-01-15	4820	4862	4854	4866	4874	4892	4874	4888	4890	4950	4916	4958		552801	1051809
2020-01-16		4862	4880	4894	4898	4918	4892	4888	4904	4946	4920	4938	4930	440525	1047140
2020-01-17		4862	4882	4906	4902	4900	4890	4888	4906	4962	4924	4938	4938	354755	1043111
2020-01-20		4868	4904	4912	4918	4924	4904	4904	4920	4930	4942	4970	4954	535160	1037279
2020-01-21		4866	4866	4860	4882	4910	4860	4890	4872	4896	4906	4912	4908	540576	1026874
2020-01-22		4824	4824	4852	4846	4842	4814	4824	4840	4896	4874	4894	4890	627045	991265

2020-01-23		4774	4792	4800	4808	4806	4790	4786	4820	4876	4856	4860	4872	577572	954442
------------	--	------	------	------	------	------	------	------	------	------	------	------	------	--------	--------

Methanol															
Date	001	002	003	004	005	006	007	008	009	010	011	012	101	Vol	O.I
2020-01-02	2094	2138	2166	2175	2195	2190	2202	2201	2201	2200	2203	2215		539830	779296
2020-01-03	2126	2167	2199	2217	2219	2230	2223	2224	2218	2210	2225	2215		1181413	895323
2020-01-06	2188	2265	2265	2268	2265	2266	2267	2262	2244	2253	2265	2298		1347538	898575
2020-01-07	2263	2289	2273	2253	2279	2283	2247	2240	2245	2255	2250	2303		1266270	919485
2020-01-08	2328	2334	2340	2340	2329	2328	2300	2290	2289	2268	2294	2309		1636025	965296
2020-01-09	2293	2269	2285	2260	2286	2258	2259	2251	2254	2239	2241	2274		1805606	970684
2020-01-10	2224	2248	2236	2235	2240	2223	2233	2251	2221	2239	2236	2274		987088	862705
2020-01-13	2322	2260	2315	2316	2305	2280	2312	2317	2277	2307	2285	2329		1636479	999778
2020-01-14	2375	2366	2404	2366	2356	2326	2318	2301	2276	2248	2261	2338		1738958	926443
2020-01-15	2360	2420	2419	2358	2346	2317	2305	2289	2259	2233	2240	2310		1559632	967783
2020-01-16		2388	2389	2362	2334	2283	2275	2282	2243	2216	2239	2292	2259	1287247	955184
2020-01-17		2377	2366	2310	2311	2284	2256	2255	2234	2216	2233	2270	2260	1228478	924882
2020-01-20		2361	2374	2339	2315	2290	2262	2269	2249	2226	2251	2291	2276	1001595	907634
2020-01-21		2375	2360	2330	2312	2277	2263	2263	2251	2246	2247	2264	2294	1023965	886057
2020-01-22		2332	2315	2292	2265	2280	2231	2225	2197	2206	2224	2244	2242	1014849	865081
2020-01-23		2318	2308	2279	2257	2254	2204	2223	2185	2160	2172	2203	2230	722949	777177

Flat Glass															
Date	001	002	003	004	005	006	007	008	009	010	011	012	101	Vol	O.I
2020-01-02	1506	1474	1480	1484	1485	1459	1470	1480	1466	1459	1451	1450		79378	206203
2020-01-03	1511	1516	1498	1500	1500	1488	1483	1484	1476	1475	1464	1469		152302	231569
2020-01-06	1527	1516	1510	1502	1508	1488	1487	1488	1485	1475	1472	1469		124090	243942
2020-01-07	1540	1509	1467	1503	1508	1488	1487	1488	1486	1475	1472	1469		65317	249189
2020-01-08	1540	1509	1502	1507	1510	1488	1487	1488	1487	1466	1481	1467		71651	249408
2020-01-09	1510	1509	1496	1507	1506	1495	1487	1488	1483	1470	1449	1463		94072	262646
2020-01-10	1528	1509	1501	1507	1507	1491	1487	1488	1484	1470	1451	1463		66768	260504
2020-01-13	1540	1509	1485	1502	1496	1474	1487	1488	1471	1465	1451	1463		141870	276066
2020-01-14	1538	1509	1486	1500	1494	1455	1487	1488	1469	1465	1451	1463		58113	272979
2020-01-15	1550	1509	1494	1500	1506	1463	1487	1488	1480	1465	1452	1463		115209	284057
2020-01-16		1509	1494	1501	1505	1466	1487	1488	1479	1465	1454	1462	1420	92608	276319
2020-01-17		1509	1494	1501	1506	1475	1487	1488	1479	1465	1454	1457	1427	43776	273224
2020-01-20		1509	1494	1501	1502	1475	1487	1488	1475	1465	1455	1457	1428	81960	270259
2020-01-21		1496	1494	1501	1498	1473	1487	1488	1469	1465	1464	1457	1425	75857	260575
2020-01-22		1493	1494	1501	1495	1473	1487	1488	1470	1444	1464	1448	1418	120685	250990
2020-01-23		1496	1478	1483	1486	1448	1487	1488	1463	1444	1435	1434	1419	99940	228624

Ferrosilicon															
Date	001	002	003	004	005	006	007	008	009	010	011	012	101	Vol	O.I

2020-01-02	5886	5800	5838	6078	5842	5698	5968	5886	5796	5748	5814	5814		16643	58052
2020-01-03	5880	5800	5832	6072	5850	5706	5976	5894	5796	5748	5814	5814		18559	58225
2020-01-06	5846	5800	5832	6038	5826	5684	5952	5870	5784	5736	5802	5802		30449	56950
2020-01-07	5864	5800	5832	6058	5822	5680	5948	5866	5782	5734	5800	5800		13882	55498
2020-01-08	5838	5774	5806	6032	5796	5656	5922	5840	5764	5734	5782	5782		34121	56441
2020-01-09	5826	5774	5806	6020	5800	5660	5926	5844	5772	5742	5790	5790		16672	55478
2020-01-10	5808	5774	5806	6002	5790	5690	5958	5876	5762	5742	5780	5780		16836	58373
2020-01-13	5810	5776	5806	6004	5786	5686	5954	5872	5764	5744	5782	5782		23108	58017
2020-01-14	5766	5776	5806	6004	5774	5674	5942	5872	5754	5744	5772	5772		36684	57011
2020-01-15	5750	5776	5806	5988	5774	5674	5942	5872	5756	5744	5774	5774		39186	51545
2020-01-16		5776	5806	5988	5774	5674	5942	5872	5754	5744	5772	5772	5762	23122	54363
2020-01-17		5776	5806	5988	5774	5674	5942	5872	5758	5748	5776	5772	5762	15087	52513
2020-01-20		5796	5826	6010	5794	5694	5964	5892	5778	5748	5796	5792	5762	22729	52230
2020-01-21		5834	5826	6050	5832	5732	6004	5932	5798	5946	5996	5992	5808	39753	50028
2020-01-22		5848	5840	6066	5846	5746	6018	5946	5792	5940	5996	5986	5778	26054	51618
2020-01-23		5840	5840	6012	5838	5746	6018	5946	5796	5944	5996	5962	5778	20686	50854

Silicon Manganese															
Date	001	002	003	004	005	006	007	008	009	010	011	012	101	Vol	O.I
2020-01-02	6404	6268	6374	6414	6392	6422	6462	6556	6314	6184	6252	6450		42667	82468
2020-01-03	6420	6268	6390	6430	6412	6422	6482	6578	6342	6212	6280	6480		54533	82439
2020-01-06	6390	6268	6360	6400	6306	6422	6376	6470	6262	6134	6202	6398		78311	74411
2020-01-07	6386	6268	6356	6396	6296	6422	6366	6460	6250	6122	6190	6386		51439	75335
2020-01-08	6398	6268	6368	6408	6300	6422	6370	6464	6258	6130	6198	6480		38456	72762
2020-01-09	6418	6268	6388	6428	6308	6422	6378	6472	6258	6130	6198	6480		50397	75111
2020-01-10	6432	6268	6402	6442	6292	6420	6362	6456	6252	6130	6192	6474		39626	73982
2020-01-13	6440	6276	6402	6450	6290	6420	6362	6454	6244	6122	6184	6466		63914	76214
2020-01-14	6450	6286	6412	6460	6220	6400	6292	6382	6176	6122	6118	6396		52538	77032
2020-01-15	6450	6286	6412	6460	6224	6400	6296	6386	6192	6138	6134	6414		43182	74266
2020-01-16		6294	6420	6468	6232	6400	6304	6394	6194	6138	6136	6416	6196	33822	74669
2020-01-17		6356	6482	6530	6292	6400	6366	6394	6244	6188	6186	6416	6198	51857	69139
2020-01-20		6458	6440	6488	6392	6480	6446	6474	6330	6188	6272	6504	6306	73357	73265
2020-01-21		6472	6454	6502	6406	6460	6460	6488	6338	6196	6280	6512	6294	41169	67778
2020-01-22		6486	6454	6516	6420	6460	6474	6502	6342	6200	6284	6516	6292	43983	67815
2020-01-23		6478	6454	6516	6412	6460	6474	6502	6332	6200	6274	6516	6292	29244	61740

Urea															
Date	001	002	003	004	005	006	007	008	009	010	011	012	101	Vol	O.I
2020-01-02	1622	1680	1703	1716	1723	1731	1716	1715	1702	1694	1702	1739		23107	59295
2020-01-03	1622	1680	1703	1732	1712	1731	1708	1715	1701	1694	1702	1738		27089	59008
2020-01-06	1682	1649	1703	1701	1726	1734	1720	1715	1709	1707	1702	1751		26461	57535
2020-01-07	1667	1680	1714	1727	1738	1742	1721	1715	1715	1729	1702	1774		30521	58789

2020-01-08	1660	1685	1714	1739	1750	1748	1729	1715	1725	1729	1702	1786		49595	49432
2020-01-09	1660	1684	1726	1739	1736	1748	1728	1715	1714	1729	1698	1782		18890	49527
2020-01-10	1665	1642	1702	1739	1741	1748	1729	1715	1717	1730	1699	1783		21118	49406
2020-01-13	1665	1596	1713	1746	1758	1775	1740	1715	1719	1730	1701	1785		42228	51376
2020-01-14	1671	1638	1713	1746	1764	1762	1745	1715	1724	1730	1703	1790		27868	49675
2020-01-15	1663	1672	1706	1746	1756	1762	1738	1715	1719	1730	1703	1785		19749	51366
2020-01-16		1698	1706	1746	1758	1762	1739	1715	1718	1730	1703	1784	1733	11912	51535
2020-01-17		1633	1706	1737	1750	1762	1732	1715	1717	1720	1703	1784	1718	13729	50209
2020-01-20		1633	1706	1737	1748	1745	1727	1715	1718	1720	1704	1785	1721	9862	50672
2020-01-21		1664	1738	1721	1736	1756	1729	1715	1709	1714	1704	1779	1711	30619	46868
2020-01-22		1597	1685	1709	1714	1734	1703	1728	1695	1714	1704	1764	1695	21171	45361
2020-01-23		1545	1706	1709	1710	1734	1701	1728	1692	1714	1704	1752	1695	12602	45194

Soda Ash											
Date	005	006	007	008	009	010	011	012	101	Vol	O.I
2020-01-02	1631	1639	1676	1674	1686	1654	1699	1640		27700	40967
2020-01-03	1627	1634	1676	1689	1685	1654	1692	1640		24010	40212
2020-01-06	1637	1677	1676	1690	1693	1669	1695	1640		43054	38613
2020-01-07	1631	1675	1676	1690	1682	1653	1695	1640		19805	37763
2020-01-08	1631	1672	1701	1690	1684	1651	1696	1640		20954	37574
2020-01-09	1629	1672	1701	1690	1679	1641	1696	1640		28655	34551
2020-01-10	1661	1671	1714	1703	1701	1670	1717	1702		175497	44825
2020-01-13	1654	1671	1714	1703	1693	1670	1688	1702		31015	42792
2020-01-14	1653	1684	1714	1713	1696	1673	1698	1702		24327	41388
2020-01-15	1675	1692	1714	1713	1706	1683	1703	1702		132712	44440
2020-01-16	1671	1692	1714	1699	1700	1683	1697	1702	1702	34791	41782
2020-01-17	1678	1692	1714	1702	1705	1683	1698	1702	1702	40778	42883
2020-01-20	1667	1692	1714	1702	1692	1683	1691	1702	1702	32403	38081
2020-01-21	1663	1692	1714	1702	1690	1683	1701	1702	1702	18038	37363
2020-01-22	1641	1684	1689	1695	1671	1650	1690	1702	1702	35079	30690
2020-01-23	1623	1649	1689	1660	1654	1642	1666	1702	1689	25460	26580

Note:1.Price:Yuan/Ton;2.Trading volume and Month-end open interest in contract;3.Trading volume and Month-end open interest are counted unilaterally;4.EFPs included.

VI Announcements

ZCE's Announcement on Release of Amendments of Zhengzhou Commodity Exchange Warehouse Receipt Trading Business Guidelines and Zhengzhou Commodity Exchange Basis Trading Business Guidelines

(2020) No. 1

In order to better meet market demand, Zhengzhou Commodity Exchange has revised Article 4 of Zhengzhou Commodity Exchange Warehouse Receipt Trading Business Guidelines and Article 18 of Zhengzhou Commodity Exchange Basis Trading Business Guidelines. Released now, implemented from the date of release.

Attachment:

- 1.Amendment of Zhengzhou Commodity Exchange Warehouse Receipt Trading Business Guidelines.
- 2.Revised net draft of Zhengzhou Commodity Exchange Warehouse Receipt Trading Business Guidelines.
- 3.Amendment of Zhengzhou Commodity Exchange Basis Trading Business Guidelines
- 4.Revised net draft of Zhengzhou Commodity Exchange Basis Trading Business Guidelines.

January 2nd, 2020

ZCE's Announcement on Release of Rapeseed Meal Option Contracts

(2020) No. 4

Zhengzhou Commodity Exchange Rapeseed Meal Option Contract has been deliberated and approved at the 25th meeting of the Sixth Council of Zhengzhou Commodity Exchange, and has been reported to the China Securities Regulatory Commission for record. Released now, implemented from the date of Rapeseed meal option contract listed.

Attachment: Zhengzhou Commodity Exchange Rapeseed Meal Option Contract

January 8th, 2020

ZCE's Announcement on Matters Related to Listed Rapeseed Meal Option Contracts

(2020) No. 5

The China Securities Regulatory Commission has approved the Zhengzhou Commodity Exchange (hereinafter referred to as ZCE) to organize Rapeseed Meal Option trading, and matters related to listing here are announced as follows:

1, listing time

The rapeseed meal option contract will be listed for trading from January 16, 2020 (Thursday), and 8: 55-9: 00 will be the collective auction time on that day.

2, listed Contract Month

The first-day listed contracts include rapeseed meal option contracts with underlying months of 2005, 2007 and 2009.

3, listed benchmark price

ZCE calculates the benchmark price of each option contract based on the option pricing model. Among them, the volatility parameter is determined based on factors such as historical volatility of rapeseed meal futures, and interest rate parameter is one-year loan market quoted interest rate (LPR). The listed benchmark price will be announced in "Transaction Data" section of the ZCE website after settlement on January 15.

4, night trading hours

Starting from the night of January 16, the rapeseed meal option contract shall begin night trading. Rapeseed meal option contract trades at the same time as rapeseed meal futures contract.

5, maximum order quantity

The maximum order quantity per limit order is 100 lots, and the maximum order quantity per market order is 2 lots.

6, position limits

The speculative position limit of a rapeseed meal option contract held by non-futures company members and customers, unilateral calculated, is 20,000 lots, and the sum of speculative and arbitrage positions must not exceed twice the speculative position limit.

The market makers' position limit is 40,000 lots.

7, inquiry restrictions

Non-futures company members and customers can make inquiries with market makers, and the time interval between inquiries for the same option contract must not be less than 60 seconds.

Rapeseed meal option contracts may not be queried when the optimal bid-offer spread is less than or equal to the spread below.

declared purchase price (yuan/ton)	spread (yuan/ton)
declared purchase price < 50	5
50 ≤ declared purchase price < 100	10
100 ≤ declared purchase price < 200	20
200 ≤ declared purchase price < 300	30
300 ≤ declared purchase price	45

January 8th, 2020

ZCE's Announcement on Market Makers list of Rapeseed Meal Futures and Rapeseed Meal Option

(2020) No. 6

According to Zhengzhou Commodity Exchange Market Makers Management Measures, after strict review, Zhengzhou Commodity Exchange approved the following companies to become the first batch of rapeseed meal futures and rapeseed meal option market makers:

Rapeseed meal futures market makers: Minmetals Financial Services (Shenzhen) Co., Ltd., SDIC Zhonggu (Shanghai) Investment Co., Ltd., East Securities Runhe Capital Management Co., Ltd., CITIC CSI Capital Management Co., Ltd., Guohai Liangshi Capital Management Co., Ltd., CITIC Construction Investment Securities Co., Ltd.

Rapeseed meal option market makers: Western Securities Co., Ltd., Shanghai New Lake Ruifeng Financial Services Co., Ltd., Minmetals Financial Services (Shenzhen) Co., Ltd., East Securities Runhe Capital Management Co., Ltd., Jiangsu Jinying Capital Management Co., Ltd. Company, Zhejiang Yongan Capital Management Co., Ltd., CITIC Construction Investment Securities Co., Ltd., Huatai Great Wall Capital Management Co., Ltd., CITIC Securities Co., Ltd., Guohai Liangshi Capital Management Co., Ltd., and Galaxy Derui Capital Management Co., Ltd.

January 8th, 2020

ZCE's Announcement on Adjustment of Designated Chinese Jujube Delivery Warehouse

(2020) No. 7

After research, it was decided that the qualifications of two designated Chinese Jujube delivery warehouses of China Railway Zhongji (Pengzhou) Supply Chain Management Co., Ltd. and Xinjiang Rizhao Port Logistics Park Co., Ltd. shall be terminated from the date of announcement.

Aksu Xiyu Huinong E-commerce Supply Chain Co., Ltd. and Xinjiang Kunlun Land Poverty Alleviation and Development Co., Ltd. have been added as designated Chinese Jujube delivery warehouses, and shall start Chinese Jujube futures delivery business since February 14, 2020.

The basic information of newly designated Chinese Jujube delivery warehouse is as follows:

1. Aksu Xiyu Huinong E-commerce Supply Chain Co., Ltd.

Warehouse Number: 1915

Warehouse abbreviation: Huinong, Aksu West

Address: Aksu City Commercial Logistics Park, Aksu Region, Xinjiang

Postcode: 830000

Contact: Yushan Wang

Tel: 13602266613

Fax: 0991-5870580

Premium /discount: 0 yuan / ton

2. Xinjiang Kunlun Land Poverty Alleviation and Development Co., Ltd.

Warehouse Number: 1916

Warehouse abbreviation: Kunlun, Xinjiang

Office address: No. 5-1, 4th Floor, Building 2, Shenzhen City, Economic Zone, Shenka Avenue, Kashgar Economic Development Zone, Kashgar District

Warehouse address: Shufu County Commercial Park, Kashi District

Postcode: 844000

Contact: Qiliang Yang

Phone: 13909985658

Fax: 0998-2823507

Premium /discount: 0 yuan / ton

January 8th, 2020



郑州商品交易所

Zhengzhou Commodity Exchange

地址：郑州市郑东新区商务外环路30号

网址：<http://www.czce.com.cn>